



CHICAGO STATE
UNIVERSITY

FACTBOOK 2025-2026



CHICAGO STATE UNIVERSITY



CHICAGO STATE
UNIVERSITY

#CSUPROUD

TABLE OF CONTENTS

- 3. Enrollment and Completions
- 4. Student Profile
- 5. Faculty and Staff
- 6. University Highlights
- 7. University Administration



Compiled by:

**THE OFFICE OF INSTITUTIONAL EFFECTIVENESS
& RESEARCH, AND DATA ANALYTICS**

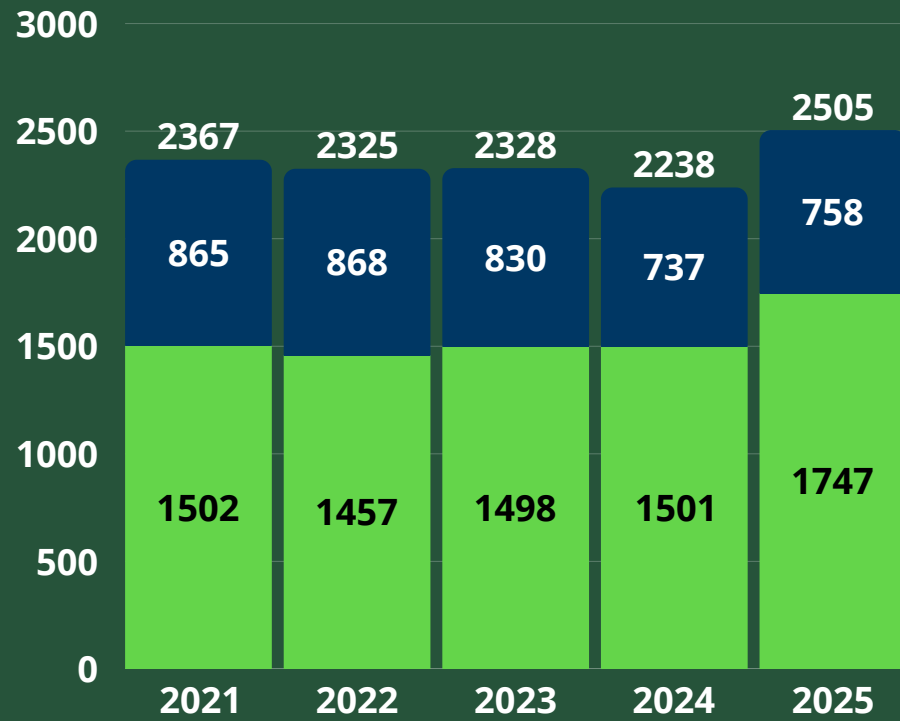
**For more information and institutional statistics, visit
<https://www.csu.edu/ier>**



ENROLLMENT AND COMPLETIONS

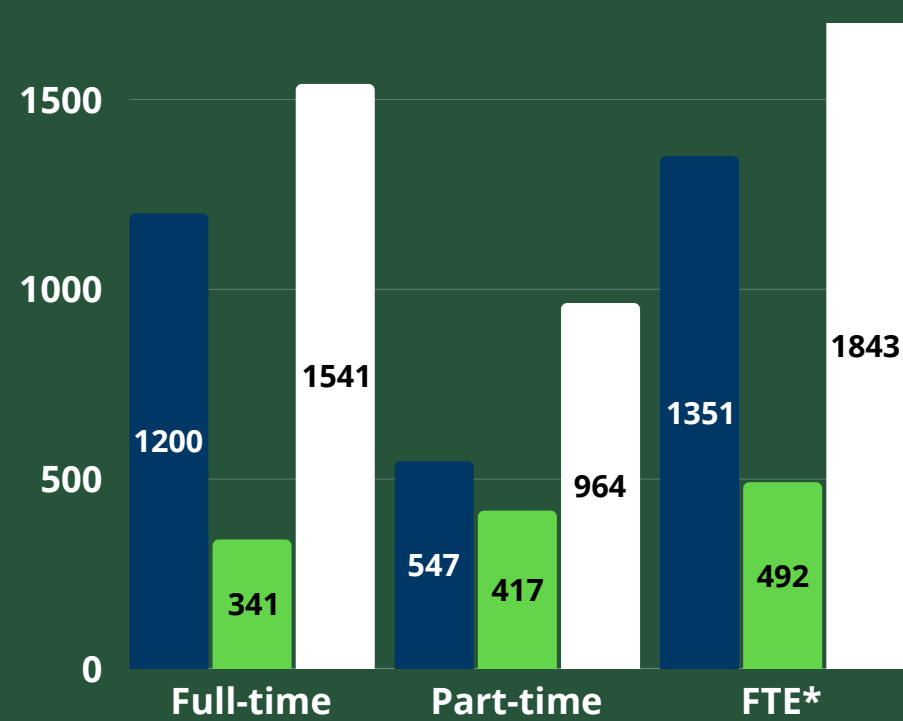
5-year: Fall Enrollment

● UG ● GR



Fall 2025 Enrollment (Full-time/Part-time)

● UG ● GR ● Total



*FTE (full-time equivalent) is calculated by dividing undergraduate students credit hours by 15 and graduate students credit hours by 12.

Degrees Conferred by Academic College: Fiscal Year 2025

COLLEGE	BACHELOR'S	MASTER'S/ PBC*/PMC**	EDD	PHARMD	TOTAL
ARTS & SCIENCES	122	146	0	0	268
BUSINESS	37	14	0	0	51
EDUCATION	29	48	6	0	83
HEALTH SCIENCES	14	22	0	0	36
PHARMACY	0	0	0	10	10
SPECIAL PROGRAMS	37	0	0	0	37
TOTAL	239	230	6	10	485

*Post-Baccalaureate Certificate Program

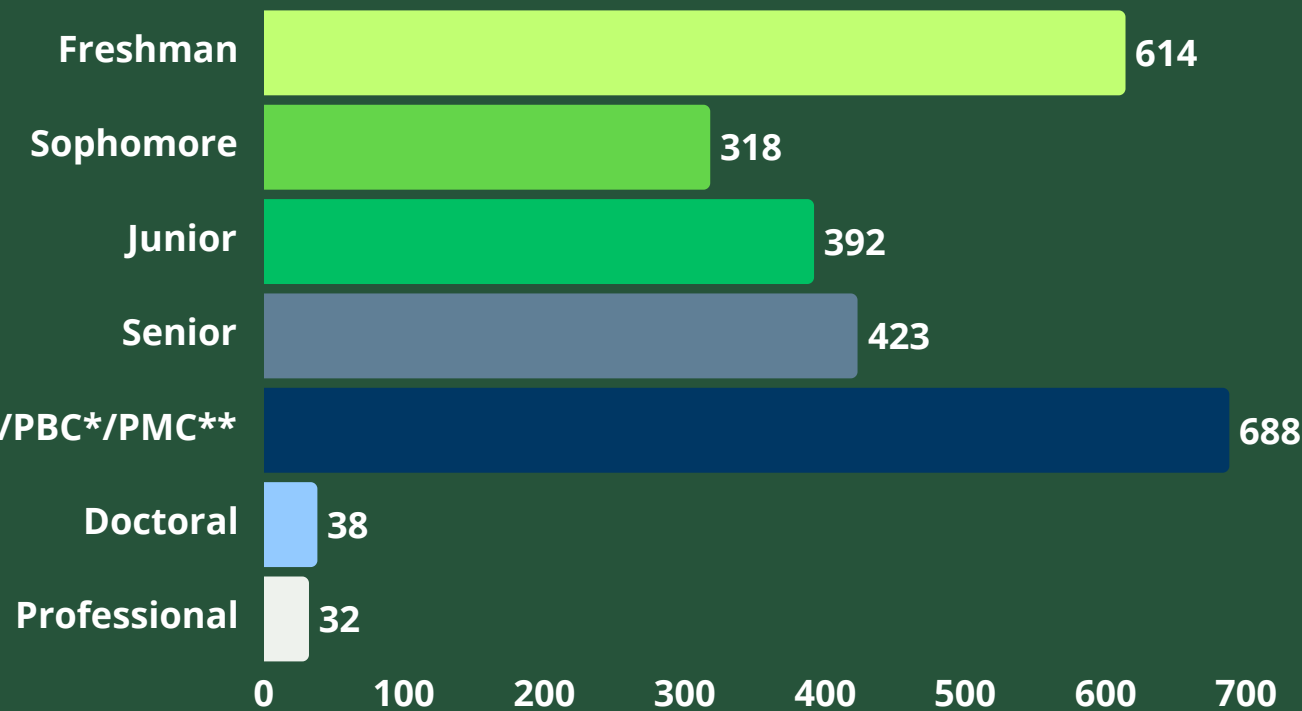
**Post-Master's Certification

Fall 2025 Enrollment by Class Level*

+Class level is defined by students' cumulative hours earned at the start enrollment term:

Freshmen: 0-29 earned hours
 Sophomore: 30-59 earned hours
 Junior: 60-89 earned hours
 Senior: 90+ earned hours

Graduate/PBC*/PMC**



Degrees Conferred: Past 5 Fiscal Years

FISCAL YEAR	BACHELOR'S	MASTER'S/ PBC*/PMC**	EDD	PHARMD	TOTAL
2021	317	139	6	52	514
2022	301	184	4	56	545
2023	264	207	3	31	505
2024	204	227	2	36	469
2025	239	230	6	10	485

*Post-Baccalaureate Certificate Program

**Post-Master's Certification

*Post-Baccalaureate Certificate Program

**Post-Master's Certification



ENROLLMENT AND COMPLETIONS

(CONTINUED)

Fall 2025 Enrollment – Race/Ethnicity

	UNDERGRADUATE, N = 1747	GRADUATE, N = 758
PERCENT FEMALE	67%	73%
AMERICAN INDIAN/ALASKA NATIVE	1%	0%
ASIAN	1%	2%
BLACK/AFRICAN AMERICAN	75%	61%
HISPANIC/LATINX	11%	9%
NATIVE HAWAIIAN/OTHER PACIFIC ISLANDER	0%	0%
U.S. NONRESIDENT	3%	6%
RACE/ETHNICITY UNKNOWN	6%	5%
TWO OR MORE RACES	0%	0%
WHITE	3%	16%

*Percentages are calculated from underlying counts and rounded; totals may not equal 100%.

Fall 2025 Undergraduate Student Characteristics

	HEADCOUNT N = 1747	PERCENTAGE OF ENROLLED UNDERGRADUATE STUDENTS
FIRST-TIME FRESHMAN	301	17%
NEW TRANSFER STUDENTS	264	15%
CHICAGO RESIDENT BEFORE COLLEGE	1142	65%

Financial Aid: 2025 Fiscal Year

Percentage of undergraduate students awarded by aid type (average amount awarded).

AID TYPE	DEGREE/CERTIFICATE-SEEKING UNDERGRADUATE STUDENTS IN FALL 2024, N = 1280	FIRST-TIME FULL-TIME DEGREE-SEEKING FRESHMEN IN FALL 2024, N = 135
GRANT OR SCHOLARSHIP AID FROM THE FEDERAL GOVERNMENT, STATE/LOCAL GOVERNMENT, CSU, AND OTHER SOURCES KNOWN TO CSU <i>*Does not include student loans</i>	94% Average Aid ~ \$16,607	99% Average Aid ~ \$18,939
FEDERAL PELL GRANTS	74% Average Aid ~ \$6,494	79% Average Aid ~ \$6,448
FEDERAL STUDENT LOANS	87% Average Aid ~ \$11,312	96% Average Aid ~ \$11,870





FACULTY AND STAFF

Fall 2025 University Employees	FULL-TIME HEADCOUNT	PART-TIME HEADCOUNT	PERCENT THAT IS FULL-TIME
STAFF - ADMINISTRATION	272	10	96%
STAFF NON-ADMINISTRATION	129	1	99%
FACULTY (includes Research)	155	113	58%
GRADUATE ASSISTANT	0	16	0%
TOTAL	556	140	80%

Fall 2025 Faculty Rank by Type	HEADCOUNT	PERCENTAGE
PROFESSOR	39	26%
ASSOCIATE PROFESSOR	41	27%
ASSISTANT PROFESSOR	41	27%
LECTURER	31	20%
TOTAL	152	100%



Fall 2025 Faculty by Gender and Race/Ethnicity	MEN COUNT	MEN PERCENTAGE	WOMEN COUNT	WOMEN PERCENTAGE
AMERICAN INDIAN/ALASKA NATIVE	0	0%	1	0%
ASIAN	21	17%	8	6%
BLACK/AFRICAN AMERICAN	61	48%	92	65%
HISPANIC/LATINX	6	5%	3	2%
WHITE	36	29%	35	25%
RACE/ETHNICITY UNKNOWN	2	2%	3	2%
TOTAL	126	101%*	142	100%

*Percentages are calculated from underlying counts and rounded; totals may not equal 100%.



CHICAGO STATE
UNIVERSITY



LOCATION: Our location in the nation's third-largest city offers CSU students a myriad of personal and professional possibilities, including: access to 26 miles of lakefront, major-league sports, renowned museums, theaters, and festivals, plus our famous architecture; easy transit connections for exploring our 77 diverse neighborhoods and traveling to major employers.

REPUTATION: "We remain steadfast in our commitment to provide student-centered, equitable experiences for every student who calls Chicago State University Home." – Zaldwaynaka Scott, Esq. – President, Chicago State University

ACADEMIC ADVISING: Upon admission to the university, students are assigned academic advisors in their major fields of study. In most academic departments or programs, the advisors are regular faculty members. Students must meet with their academic advisors at least once each term for advisement prior to registration.

ATHLETICS: As an NCAA Division I institution, Chicago State University is committed to student-athlete success. Athletes are fully prepared for personal and professional success before and after graduation.

CAMPUS SAFETY: The Chicago State University Police Department maintains a safe and secure campus environment. Members of the Department are trained professionals who present a uniformed presence while serving the University Community. Crime occurrences are virtually non-existent on campus. For detailed crime statistics, review the [CSU's Annual Security and Fire Safety Report](#).

CAREER SERVICES: The Career Development Center at the Chicago State University prepares students to leverage their academic and leadership experiences through individualized support and access to employer partnerships.

FACULTY: 100% of CSU courses are taught directly by our faculty and 73% are faculty of color, setting the standard for diversity.*

HOUSING: The Chicago State University Resident Hall strives to offer the most engaging residential experience enriched with diverse living and learning opportunities that foster academic growth. Our residential community is housed in a three-story coeducational facility that houses approximately 300 new friends in over 140 double rooms with suite style living.

SMALL CLASSES: CSU class sizes are small, giving students ample access to interact with faculty. In 2025, our student-to-faculty ratio was 10:1.

TRANSPORTATION: CSU provides easy access to other areas in Chicago via two CTA bus lines that leave directly from campus, and the CTA red-line subway, which accessible using the campus shuttle. The campus also has a Metra stop on the Metra Electric line that goes directly downtown.

STUDENT ORGANIZATIONS: Chicago State University offers a wide variety of ways for our students to make connections: clubs and organizations, intramurals, student government, annual events, fraternities and sororities, performing arts productions and much more!

TECHNOLOGY: The Information Technology Division (ITD) powers the university with best in class and most cost effective and efficient technology.

**This figure pertains only to faculty for whom race/ethnicity is known.*

CSU Mission Statement

CSU is a public, comprehensive University that provides access to higher education for students of diverse backgrounds and educational needs. The University fosters the intellectual development and success of its student population through a rigorous, positive, and transformative educational experience. CSU is committed to teaching, research, and service and community development including social justice, leadership and entrepreneurship.



From left: CSU Provost, Sonja Feist-Price; President and CEO of the Chicago Urban League, Karen Freeman-Wilson; CSU President, Z. Scott.

Executive Leadership

ZALDWAYNAKA ("Z") SCOTT, ESQ.
President

JIMELL BYRD-RENO
Chief of Staff

DR. SONJA FEIST-PRICE
Provost & SVP of Academics & Student Affairs

MICHAEL HOLMES
SVP of Administrative Services

OSCAR RODRIGUEZ
SVP of Enrollment Management

ERIN STEVA
SVP of External Affairs

NICOLE LATIMER-WILLIAMS
CFO/SVP of Financial Operations

MONIQUE CARROLL
VP of Intercollegiate Athletics

JASON CARTER
General Counsel, VP of Legal Affairs & Chief Compliance Officer

DWAYNE BETTS
Chief of University Police

Board of Trustees

ANDREA ZOPP, ESQ.

ANGELIQUE A. DAVID

CHERYL WATKINS

DIXIE ADAMS

JASON QUIARA

JOHN ROBAK

MICHELLE GOOZE-MILLER

ZARIAH FRANKLIN
(Student Trustee)

TELEPHONE LISTINGS

CSU Operator: 773-995-2000

Academic Affairs: 773-995-2402
Admissions: 773-995-2513
Cashier's Office: 773-995-2029
Dean of Students: 773-995-4510

Human Resources 773-995-2040
Library: 773-995-2235
Registrar 773-995-2517
Public Safety Dispatch: 773-995-2111

Institutional Effectiveness & Research, and Data Analytics Staff and Contact Information:

DR. JANE STOUT
Director
jstout@csu.edu

MS. TAYLOR PALMER
Senior Researcher
tpalme20@csu.edu