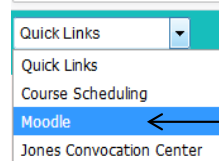
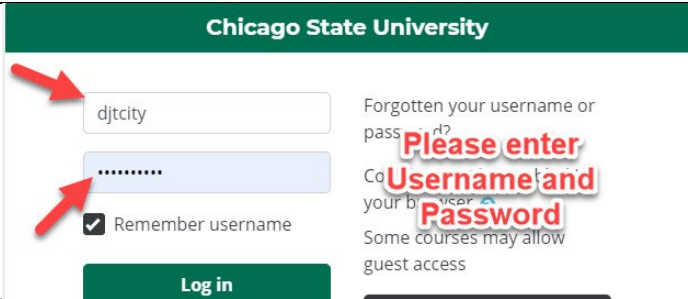
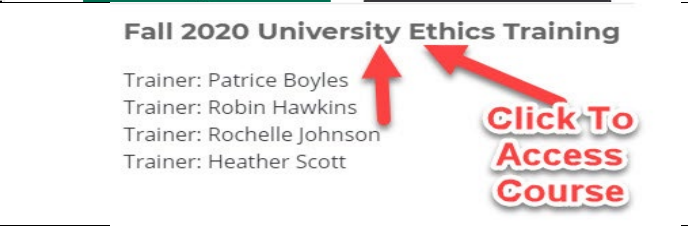

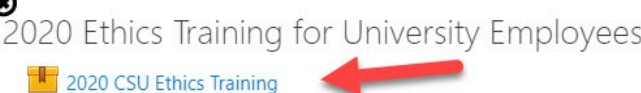




How to Access the Online Ethics Training



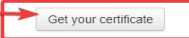
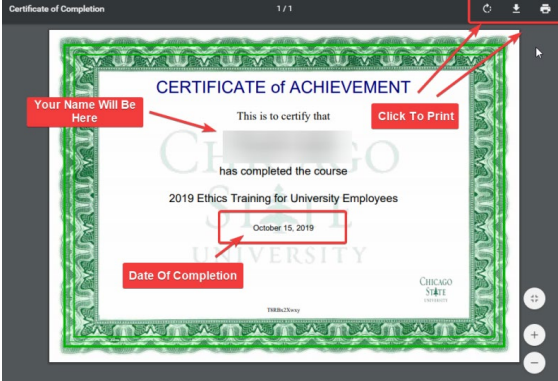
| | |
|--|--|
| <p><u>For best results with Moodle, use browsers Firefox or Chrome</u></p> <p>Go to CSU Homepage: www.csu.edu</p> <p>Click on Quick Links (on top toolbar) then click on Moodle</p> |  |
| <p>Login to Moodle</p> <p>To login: Your Username is the same as your CSU Email Account Username (without the @csu.edu)</p> <p>Your Password is the same password you use to access your CSU Email Account</p> <p>Not sure? Call ITD Helpdesk: 773-995-3963</p> |  |
| <p>Scroll down to My Dashboard</p> <p>Click on Fall 2020 University Ethics Training link</p> |  |
| <p>Click on Ethics Training icon</p> |  |
| <p>Click on CSU 2020 Ethics link</p> |  |

How to Access the Online Ethics Training

| | |
|--|--|
| <p>Click Start Course to begin the training</p> |  |
| <p>After you complete the program, click I certify.</p> <p>Next, <u>close</u> the training program (top, left corner).</p> <div data-bbox="879 585 942 616"></div> <p>You will be directed back to the Moodle page where you can access your certificate.</p> | |

Please see the next page for instructions on how to print your Certificate of Completion

Printing Your Certificate

| | |
|---|---|
| Click on Certificate of Completion |  |
| Click on Certificate of Completion Link | <p>Certificate of Completion</p> <p> Certificate of Completion</p> <p>Click For Certificate</p> <p>Restricted Not available unless: You achieve a required score in 2020 CSU Ethics Training (hidden otherwise)</p> |
| Click Get Your Certificate | <p>Summary of previously received certificates</p> <p>Issued Tuesday, October 22, 2019, 12:21 PM</p> <p>Click the button below to open your certificate in a new browser window.</p> <p>Click Here </p> |
| Click the "Printer" icon in the top right corner to print your certificate |  |