



Nonhazardous Solid Waste Management and Landfill Capacity In Illinois

1998 Annual Report

Topics Covered

Waste disposed in
landfills, 1996-98

Remaining disposal
capacity as of Jan. 1, 1998
& Jan. 1, 1999

Specification pages
for 68 landfills,
79 transfer stations
& 53 compost sites

Waste handled by transfer
stations, 1996-98

Waste composted,
1997-98

Waste generated
& recycled, 1998



Nonhazardous Solid Waste Management And Landfill Capacity In Illinois: 1998

Reporting period for waste disposal: Jan. 1 to Dec. 31, 1998
Reporting date for landfill capacity: Jan. 1, 1999

This report has been prepared for the Governor of the State of Illinois and the General Assembly
in accordance with Section 4 of the Illinois Solid Waste Management Act.

Illinois Environmental Protection Agency
Bureau of Land
Division of Land Pollution Control
Solid Waste Management Section

1021 North Grand Ave. East
P.O. Box 19276
Springfield, Ill. 62794-9276

Printed on recycled paper.

How to Obtain Additional Information

To learn more about municipal solid waste landfills, transfer stations or compost facilities in Illinois, please call 217-785-8604, or write to:

Illinois Environmental Protection Agency
Bureau of Land
Solid Waste Management Section
P.O. Box 19276
Springfield, Ill. 62794-9276

Our Internet address is <http://www.epa.state.il.us>

When using courier services (UPS, Airborne, etc.), please use the following street address and zip code:

1021 North Grand Ave. East
Springfield, Ill. 62702

Acknowledgements

This document is produced by the Illinois Environmental Protection Agency, Thomas V. Skinner, Director, and is published by the Agency's Office of Public Information, Dennis McMurray, manager.

Illinois EPA Bureau of Land personnel contributed their time and expertise to the development of this publication. Especially diligent in checking and rechecking thousands of details and endless minutia was Ellen Gambach, of the Solid Waste Management Section. Robert McGrew, along with Governor's Environmental Corps Intern Rachel Vigar, helped compile recycling data. Assistance with compost permitting and reporting was provided by Gary Cima and Joanie McMillan. Excellent organizational skills and typing was provided by Judy Brubaker, the Section's clerical support.

The Agency also wishes to thank the 18 delegated counties, plus Ambraw Valley Solid Waste Agency, and the City of Chicago who inspect and have first hand knowledge of approximately 50 percent of the landfills, transfer stations and compost sites written about in this report.

Cover photo: Garbage truck dumps one load of the more than 3.1 million cubic yards of waste accepted in 1998 at Mallard Lake Landfill, third largest in the State. Photo by Warren Johnson, Environmental Specialist at DuPage County Solid Waste Division, Wheaton, Illinois.

SINCE ITS ESTABLISHMENT IN 1970, THE ILLINOIS EPA has overseen the development and operation of a productive system of modern sanitary landfills. The Agency sees to it that these facilities meet the strictest disposal standards in history, and that they are engineered to be fully protective of human health and the environment, especially where it concerns any possibility of groundwater contamination.

This is the Agency 12th annual report on landfill disposal and available landfill capacity in Illinois. The number of active landfills in Illinois accepting waste in 1998 increased from 56 to 58, and their total capacity soared to an all-time high during that year. Sufficient capacity exists to handle the state's requirements for landfill disposal of nonhazardous solid waste for the next 17 years, ensuring there should be no landfill capacity crisis in Illinois for the foreseeable future.

The State of Illinois, seeking to avoid potential crises, has asked all Illinois counties to adopt well-conceived plans to accommodate their future disposal needs. Additionally, 18 counties, the Ambraw Valley Solid Waste Agency and the city of Chicago have been delegated the authority to inspect landfills, transfer stations and compost sites in their jurisdictions, providing a needed service to the citizens of Illinois. All of these activities are reflected in this publication.

The Agency hopes you will find this information useful and instructive, and welcomes your comments and suggestions as to how it may be improved.



Thomas V. Skinner
Director
Illinois EPA

A handwritten signature in black ink that reads "Thomas V. Skinner". The signature is written in a cursive style with a prominent dot over the 'i' in Skinner.

Director

Acknowledgements	iii
Preface	v
Tables	viii
Executive Summary	xi
Introduction	1
Region One: Northwestern Illinois.....	R1.1
Region Two: Chicago Metropolitan	R2.1
Region Three: Peoria/Quad Cities	R3.1
Region Four: East Central Illinois.....	R4.1
Region Five: West Central Illinois	R5.1
Region Six: Metropolitan East St. Louis.....	R6.1
Region Seven: Southern Illinois	R7.1
Appendix A: Solid Waste Landfills Owners and Operators: Alphabetic by Facility.....	A1
Appendix B: Solid Waste Landfills Owners and Operators: Alphabetic by County	B1
Appendix C: Solid Waste Landfills Ranked by Wastes Received: 1998.....	C1
Appendix D: Solid Waste Landfills Ranked by Remaining Capacities; as of Jan. 1, 1999.....	D1
Appendix E: Solid Waste Transfer Station Owners and Operators: Alphabetic by Facility	E1
Appendix F: Solid Waste Transfer Station Owners and Operators: Alphabetic by County.....	F1
Appendix G: Solid Waste Transfer Stations Ranked by Wastes Received: 1998.....	G1
Appendix H: Landscape Waste Compost Facility Owners and Operators: Alphabetic by Facility	H1
Appendix I: Landscape Waste Compost Facility Owners and Operators: Alphabetic by County	I1
Appendix J: Landscape Waste Compost Facilities Ranked by Wastes Received: 1998.....	J1
Appendix K: Contact List for Solid Waste Planning and Recycling: Alphabetic by County	K1
Appendix L: Adoption Dates and Updates for Solid Waste Management Plans: Alphabetic by County.....	L1
Appendix M: Municipal Waste Generation and Recycling: Alphabetic by County.....	M1

Tables

Illinois Landfills: Wastes Accepted in 1998 Versus 1997	5
Illinois Landfills: Remaining Capacities Jan. 1, 1999 Versus Jan. 1, 1998	6
Wastes Disposed and Landfill Capacity Per Capita; Landfill Life Expectancy.....	7
Landfill Capacity Is Abundant Despite Dwindling Number of Facilities	8
Potential Capacity Increases Since Jan. 1, 1999: Expansions at Existing Facilities	9
Potential Capacity Increases Since Jan. 1, 1999: New Facilities.....	10
Transfer Stations: Wastes Handled 1998	12
Compost Facilities: Wastes Handled 1998	12
Incinerator: Wastes Handled 1998.....	13
Municipal Wastes Recycled 1998	13
Municipal Waste Management in Illinois	14
Illinois Environmental Protection Agency Administrative Regions (map)	15
Region One: Landfills and Transfer Stations (map depicting capacity gains or losses)	R1.2
Region One: Landfills: Wastes Accepted 1998; Remaining Capacities Jan. 1, 1999.....	R1.3
Region One: Transfer Stations: Wastes Handled 1998.....	R1.4
Region One: Compost Facilities: Wastes Accepted 1998.....	R1.5
Region One: Municipal Wastes Recycled.....	R1.5
Region Two: Landfills and Transfer Stations (map depicting capacity gains or losses)	R2.2
Region Two: Landfills: Wastes Accepted 1998; Remaining Capacities Jan. 1, 1999.....	R2.3
Region Two: Compost Facilities: Wastes Accepted 1998.....	R2.4
Region Two: Cook County Transfer Stations and Incinerator (map)	R2.5
Region Two: Chicago Transfer Stations (map)	R2.6
Region Two: Transfer Stations: Wastes Handled 1998.....	R2.7
Region Two: Municipal Wastes Recycled.....	R2.8
Region Three: Landfills and Transfer Stations (map depicting capacity gains or losses).....	R3.2
Region Three: Landfills: Wastes Accepted 1998; Remaining Capacities Jan. 1, 1999.....	R3.3
Region Three: Transfer Stations: Wastes Handled 1998	R3.4
Region Three: Compost Facilities: Wastes Accepted 1998	R3.5
Region Three: Municipal Wastes Recycled.....	R3.5
Region Four: Landfills and Transfer Stations (map depicting capacity gains or losses).....	R4.2
Region Four: Landfills: Wastes Accepted 1998; Remaining Capacities Jan. 1, 1999.....	R4.3
Region Four: Transfer Stations: Wastes Handled 1998	R4.4
Region Four: Compost Facilities: Wastes Accepted 1998	R4.4
Region Four: Municipal Wastes Recycled.....	R4.5
Region Five: Landfills and Transfer Stations (map depicting capacity gains or losses)	R5.2
Region Five: Landfills: Wastes Accepted 1998; Remaining Capacities Jan. 1, 1999.....	R5.3
Region Five: Transfer Stations: Wastes Handled 1998.....	R5.4
Region Five: Compost Facilities: Wastes Accepted 1998.....	R5.4
Region Five: Municipal Wastes Recycled.....	R5.5

Region Six: Landfills and Transfer Stations (map depicting capacity gains or losses)	R6.2
Region Six: Landfills: Wastes Accepted 1998; Remaining Capacities Jan. 1, 1999	R6.3
Region Six: Transfer Stations: Wastes Handled 1998.....	R6.4
Region Six: Compost Facilities: Wastes Accepted 1998.....	R6.5
Region Six: Municipal Wastes Recycled	R6.5
Region Seven: Landfills and Transfer Stations (map depicting capacity gains or losses).....	R7.2
Region Seven: Landfills: Wastes Accepted 1998; Remaining Capacities Jan. 1, 1999	R7.3
Region Seven: Transfer Stations: Wastes Handled 1998.....	R7.4
Region Seven: Compost Facilities: Wastes Accepted 1998	R7.4
Region Seven: Municipal Wastes Recycled	R7.5

THIS IS THE ILLINOIS EPA'S 12TH ANNUAL REPORT describing the management of nonhazardous municipal solid waste by the state's solid waste landfills and transfer stations. The report is divided into sections representing Illinois EPA administrative regions.

Each regional section includes newly designed specification pages describing the chief physical characteristics of each landfill; its location and hours of operation; tipping fee; quantities of wastes received (in gate cubic yards, tons, and tons per day) for the last three years; the landfill's certified remaining capacity (in gate cubic yards and tons) for the last two reporting dates; solid waste management fees paid in 1998; which Agency regional field office or delegated local authority inspects the facility; and the name, address and phone number of the landfill's owner and operator.

Similar but scaled down specification pages are included for each transfer station. In all, this report includes details of 68 landfills, 79 transfer stations and 53 compost facilities.

Illinois municipal solid waste landfills are required to report to the Illinois EPA the quantities of solid waste they receive each year, and to calculate and report the amount of remaining capacity existing on the first day of the following year.

During 1998, 58 landfills reported receiving 44.8 million gate cubic yards of waste. This volume was 4.4 million gate cubic yards more than the total received during 1997, or a 10 percent increase.


As of Jan. 1, 1999, 56 landfills reported having a combined remaining capacity of 749.3 million gate cubic yards, or 126.3 million gate cubic yards more than on Jan. 1, 1998, an increase of 20 percent.

Dividing wastes disposed during 1998 by capacity remaining on Jan. 1, 1999, indicates a landfill life expectancy in Illinois of 17 years, at 1998 disposal rates, barring capacity adjustments.

**Nonhazardous
Solid Waste Management
And Landfill Capacity**

1998

Introduction



Illinoisans generated waste at a rate of 6.6 pounds per person per day in 1998

MUNICIPAL SOLID WASTE IS THE TERM USED TO DESCRIBE THE garbage that's discarded by America's households, stores, offices, factories, restaurants, schools and other institutions. "Discarded" most often means disposed of in Agency-permitted landfills. Increasing amounts are handled through other means of solid waste management: recycling, composting and incineration.

In 1998, Illinois landfills accepted nearly 13.5 million *net* tons of solid waste. The U.S. EPA's *Characterization of Municipal Solid Waste Management: 1997 Update* says that nationwide 55 percent of solid waste was landfilled, 27 percent was recycled or composted and 17 percent was incinerated. National figures for 1998 are not yet published.

Most Illinois waste was discarded in landfills within our borders. Wastes entering and leaving the state are not believed to affect this equation. Of all solid wastes landfilled in Illinois in 1998, 12 percent, or about 5.0 million tons, came from out of state. We know this because Illinois landfills must report these quantities to the Illinois EPA. However, waste haulers need not report how much Illinois waste they transport to landfills in other states.

Some is recycled and composted

County recycling coordinators in Illinois claim more than a quarter of all wastes were recycled in 1998, meaning this portion was not landfilled. Recycling coordinators place total generated wastes at about 13.6 million tons. But this total does not take recycling into account. It appears that perhaps the municipal waste generation rate is higher than reported; the amount imported is greater than exported; or the reported recycling rate is too high.

Very little is incinerated

However, in Illinois, 1998 figures show only one percent of solid waste was incinerated, compared to the amount landfilled. Robbins Resource Recovery Facility received 461,960 tons of waste in suburban Chicago in 1998, a 14 percent increase from 1997. This site was permitted to operate on June 2, 1997.

OPPONENTS OF LANDFILLING WORRY THAT FACILITIES WILL eventually leak, contaminating drinking supplies. Those who design, own or operate landfills claim they are safe because they must meet the most stringent construction and operating standards in history.

Early this decade, the U.S. EPA developed regulations that sought to make landfills as leakproof as current technology can provide. The regulations also pressed owners to demonstrate their financial ability to safely operate a landfill over its typical 20-year lifetime, and to assure the landfill will be properly maintained for at least 30 years following its closure.

In addition to stricter standards, modern landfills come under the scrutiny of federal, state and local authorities, the media and many environmental groups. If problems occur, they are likely to attract much public attention.

A modern sanitary landfill can be likened to an enormous bathtub into which garbage is placed, and from which contaminants cannot escape to pollute air or water.

Safe containment of garbage and its byproducts begins with the landfill liner, which can consist of impermeable plastic or compacted clay, or both.

The liner system must ensure that groundwater in the uppermost aquifer within a specified distance of the landfill will meet U.S. drinking water standards for 24 organic and inorganic constituents.

Monitoring groundwater contamination. . .

Placed in a bed of gravel atop the liner is a network of pipes that collect garbage liquids known as leachate, which is pumped out of the landfill for treatment and disposal. Leachate occurs from rainwater and snow melt seeping through the garbage, and from compaction and decomposition of solid wastes. Leak detectors may be placed beneath the liner warn of any failure of the leachate collection system, enabling prompt repairs to seal leaks.

Groundwater monitoring wells installed around the landfill's perimeter assure the leachate collection system is doing its job. The location and number of wells must be sufficient to determine the background quality of the groundwater.

“Subtitle D Rules” Caused Drop in Number of Landfills

Federal authority to regulate disposal of municipal solid waste is based on provisions in Subtitle D of the Resource Conservation and Recovery Act (RCRA). The federal Clean Air and Clean Water Acts also affect disposal of these wastes.

Illinois enacted strict solid waste landfill regulations: Parts 810 through 815 of Title 35 of the Illinois Administrative Code.

In October 1991, the U.S. EPA developed new landfill rules that became mandatory for all state landfill regulatory and permitting programs. These are sometimes known as Subtitle D rules.

Landfills that were operating when the Subtitle D rules were implemented were forced to choose between complying with stricter regulations or closing in the prescribed manner.

Whether it was the effect of tougher Subtitle D rules, the result of other business considerations, or a combination, one thing is clear: between 1992 and 1994, the number of active landfills in Illinois fell from 106 to 59 — a drop of 44 percent, as illustrated on page 8.

This trend has continued today as only 58 landfills were actively accepting waste in 1998. Only 56 reported capacity; six of these are inaccessible to haulers, and are known as “inactive” facilities.

Introduction

In Number of Landfills, Illinois Is Just Average

The United States contains 2,893 landfills, according to a 1995 study conducted by the Environmental Industry Association, and two percent of these landfills are in Illinois. Dividing 2,893 by 50 finds the average number of landfills in each state to be between 57 and 58. That certainly makes Illinois average, as the state had 58 active landfills in 1995, 57 in 1996, 56 in 1997, and 58 in 1998.

Twice a year samples are collected and analyzed for 62 indicator pollutants; these samples are compared with previously determined background concentrations. Testing must continue throughout the active life of the landfill and its post-closure care period; this testing cycle can total 50 years or more.

. . . and garbage gas

Provisions of the Resource Conservation and Recovery Act (RCRA) and the Clean Air Act require landfill operators to monitor for methane gas atop the landfill and around its perimeter. Large quantities of methane are produced when organic materials in garbage decompose. Venting systems are required to keep this explosive garbage gas from diffusing underground or from escaping through openings in the landfill's surface.

Sometimes the methane is burned or flared at the landfill, but increasingly it is being collected to fuel generators creating electricity for on-site use or to be sold to local utilities. (Some landfills have been known to produce enough electricity to light 5,000 homes for a year.) Of the 68 operating and/or closed landfills detailed in this report, 31 are planning, building or currently operating gas-to-energy systems.

Landfills are developed cell by cell

Landfills are divided into sections called cells, which are developed as needed, filled systematically (so much so that specific loads can be located weeks or months later), and covered with earth or other materials to prevent the spread of odors and vermin.

Trucks arriving at a landfill are inspected for prohibited nonhazardous wastes (Illinois bans landfilling of liquids, motor oil, whole tires and landscape wastes), and for hazardous wastes. Loads are weighed and details about them are recorded. They are then taken to the currently exposed portion of the active cell, which is known as the working face.

Trucks empty their loads at the working face, where specially modified bulldozers spread and compact the waste, crushing it to eliminate air pockets and squeezing it into the smallest space possible.

LANDFILL OPERATORS EARN REVENUES BY CHARGING HAULERS for each ton or cubic yard of waste brought to the landfill. Landfills may have a single tipping fee, or several, depending upon the type of waste and how much it can be compacted.

The more waste that can fit in a cell, the more money the landfill can earn. Airy wastes can often be compacted to less than half their transport size; wastes of greater density may be compacted by only a third; and some wastes, broken concrete for example, cannot be compacted at all.

In 1998, 58 Illinois landfills accepted more than 44.8 million cubic yards of solid wastes valued at approximately \$500 million. A ranking of these facilities (Appendix C) finds the top 5 landfills received 41 percent of wastes. This unequal distribution of wastes creates a large difference between an average landfill, which would have accepted more than 772,000 cubic yards (about 234,000 tons) of wastes, and a median (middle) landfill, which would have received some 381,000 cubic yards (about 115,000 tons).

About \$1 million per acre

Developing a landfill requires enormous investments in land and equipment totaling millions of dollars, plus engineering expenses, fees to state and local governments, taxes, normal operating costs and further millions set aside for post-closure care. One industry rule of thumb says it takes about \$1 million an acre to design, build, permit, operate, and conduct post-closure care at a landfill today.

Some of these expenditures become important sources of revenue supporting various solid waste and recycling programs. State law allows local governments to charge landfills a solid waste management fee of \$1.27 per ton on wastes landfilled within their borders. Because these fees can be spent only on environmentally related activities, some counties have built large surpluses, which can buffer the effect of future landfill closings.

Landfill Tipping Fees

Landfill tipping fees multiplied by quantities of waste received provide a rough measure of income of Illinois landfills in 1998.

Total receipts for the active landfills reporting tipping fees exceeded \$500 million, or an average of \$8.6 million per facility. This total is an approximation and is for landfilling only; it does not include income from other waste handling operations or services nor does it include expenses.

The average tipping fee of 32 landfills charging by weight was \$27.63 per ton. (Peoria Disposal Co., which charges \$100 a ton for disposal of hazardous waste, was excluded determining in this average.)

The average tipping fee of 19 landfills charging by volume was \$11.17 per cubic yard.

Illinois Landfills: Wastes Accepted in 1998 Versus 1997

Region	Landfills Accepting Wastes 1998 ¹	Wastes Accepted, Cu. Yds.		Yearly Change		1998 Wastes Share of State Total
		1998 ²	1997 ³	Cu. Yds.	Percent	
One: Northwestern Illinois	9	4,660,080	3,096,371	+1,563,709	+50.5	10.4
Two: Chicago Metropolitan	16	16,008,471	13,349,763	+2,658,708	+19.9	35.7
Three: Peoria/Quad Cities	11	4,766,559	5,388,428	-621,869	-11.5	10.6
Four: East Central Illinois	9	9,310,857	8,673,130	+637,727	+7.4	20.8
Five: West Central Illinois	4	1,929,973	2,028,147	-98,174	-4.8	4.3
Six: Metropolitan East St. Louis	5	6,354,829	6,027,589	+327,240	+5.4	14.2
Seven: Southern Illinois	4	1,762,897	1,830,364	-67,467	-3.7	4.0
Totals	58	44,793,666	40,393,792	+4,399,874	+10.9	100

¹ Includes facilities that accepted municipal waste for less than full year.

² Includes 4,974,835 cubic yards of out-of-state wastes (12% of state total) accepted by 31 Illinois landfills during 1998.

³ Includes 4,324,010 cubic yards of out-of-state wastes (11% of state total) accepted by 30 Illinois landfills during 1997.

Introduction

Gate Cubic Yards and Tons

Illinois landfills are required to report to the Illinois EPA the quantities of wastes received during each calendar year. They must also calculate how much capacity remains available for future waste disposal.

These figures are submitted to the Agency on forms that call for answers in gate cubic yards, or the volume of waste entering the landfill's gate. Remaining capacities are expressed as *certified* gate cubic yards, meaning that the calculations have been certified as true and accurate by a licensed professional engineer. These numbers will be found in the landfill specification pages in each regional section.

The term in-place cubic yard is used to indicate wastes that have been compressed to a half or a third or a quarter of their original volume, depending on the degree of compaction achieved by the landfill.

Gate cubic yards can be difficult to visualize. To aid reader comprehension, we have divided gate cubic yards by an industry standard of 3.3 to achieve approximate tons.

Demands for capital and increasing technology requirements are among the reasons for the increasing privatization of the waste industry. Of the 68 landfills profiled in this report, 83 percent are privately owned and 97 percent are privately operated.

Section 4 of the Illinois Solid Waste Management Act requires the Agency to "publish a report regarding the projected disposal capacity available for solid waste in sanitary landfills. . . . Such reports shall present the data on an appropriate regional basis. . . [and] shall include an assessment of the life expectancy of each site."

This legislative mandate explains why the main body of this report is organized by seven Illinois EPA administrative regions, and why landfill capacity and life expectancy are emphasized in nearby tables and charts, and in text, tables, map symbology and landfill specification pages in the regional sections.

THE TABLE ON THE PREVIOUS PAGE SHOWS LANDFILLING statewide rose 10.9 percent between 1997 to 1998. Landfills in Region 2 (Chicago Metropolitan) absorbed more than a third of the state's municipal solid wastes, since disposal there grew by more than 2.6 million cubic yards, or nearly 20 percent. Landfilling in Region 1 (Northwestern Illinois) soared 50.5 percent, or by 1.5 million cubic yards. The amount disposed fell in three Regions ranging from four to 12 percent drops.

The table below compares landfills' remaining capacities in "snapshots" taken Jan. 1, 1998, and Jan. 1, 1999. Total capacity jumped nearly 126.3 million cubic yards year to year; 107.9 million cubic yards of that gain is from Northwestern Illinois (Region 1), up 150.5 percent.

This table also shows, at least at a cursory level, how regional ups and downs bear on the total capacity picture. One can see the

Illinois Landfills: Remaining Capacities Jan. 1, 1999 Versus Jan. 1, 1998

Region	Landfills Reporting Capacity 1-1-99	Reported Capacity, Cu. Yds.		Yearly Change		Capacity Share of State Total
		1-1-99	1-1-98	Cu. Yds.	Percent	
One: Northwestern Illinois	8	179,635,000	71,707,000	+107,928,000	+150.5	24.0
Two: Chicago Metropolitan ¹	16	109,341,000	108,364,000	+977,000	+1	14.6
Three: Peoria/Quad Cities ²	9	183,373,000	174,979,000	+8,394,000	+4.8	24.5
Four: East Central Illinois	9	126,131,000	108,884,000	+17,247,000	+15.8	16.8
Five: West Central Illinois ³	5	72,339,000	70,756,000	+1,583,000	+2.2	9.7
Six: Metropolitan East St. Louis	5	50,376,000	54,978,000	-4,602,000	-8.4	6.7
Seven: Southern Illinois	4	28,162,000	33,426,000	-5,264,000	-15.7	3.8
Totals	56	749,357,000	623,094,000	+126,263,000	+20	100

¹ Includes capacity at three inactive facilities: Beecher Development Co., Mallard Lake, and CDT.

² Includes capacity at two inactive facilities: Spoon Ridge and Watts Landfill.

³ Includes capacity at one inactive facility: Sangamon Valley Landfill.

capacity gains in Regions 4 is offset by that capacity lost in Region 7 (Southern Illinois).

Per capita views alter perspectives

Perhaps even more revealing is the table below, which views waste and landfill capacities on a per capita basis. Regions Two and Six have the lowest remaining capacity per capita. The Chicago Metro area (Region Two) is the only area whose remaining capacity per capita is below the State average. This is probably due to the fact that the City of Chicago has 16 transfer stations, Cook County has 22 more and there are 12 more in surrounding counties. Some of these transfer stations undoubtedly shipped waste out of the region or out-of-state into Wisconsin or Indiana.

We must take into account waste transportation across borders of the counties and the adjacent states, such as Missouri in the East St. Louis Metro Region. If Region Six continues as a net importer shown by its 55 percent import rate, it could run short on landfill space in 10 years. Cottonwood Hills RDF, in St. Clair County now under development, will help alleviate this situation. In Region Two, because of the moratorium against landfills in the City of Chicago, other areas of Cook County will have to build new landfills, expand existing landfills or else transfer of waste will occur.

The chart illustrates that there is no capacity crisis in the State of Illinois, nor is one expected in the near future. The chart shows that while the number of active landfills fell sharply when the new more stringent regulations took place in 1994, the average landfill capacity has been growing up to 13.3 million cubic yards, while the waste landfilled has remained in a narrow range for the past 10 years.

Still, it's wise to remember, as with investments, past performance is not an indicator of future results.

Wastes Disposed and Landfill Capacity Per Capita; Landfill Life Expectancy

Region	Estimated Population 7-1-98	Wastes Disposed, Cu. Yds.		Remaining Capacity, Cu. Yds		Landfill Life Years ¹
		1998	Per Capita	Jan. 1, 1999	Per Capita	
One: Northwestern Illinois	776,996	4,660,080	6.0	179,635,000	231.2	38.5
Two: Chicago Metropolitan	7,820,991	16,008,471	2.1	109,341,000	14.0	6.8
Three: Peoria/Quad Cities	759,110	4,766,559	6.3	183,373,000	241.6	38.5
Four: East Central Illinois	847,185	9,310,857	11.0	126,131,000	148.9	13.5
Five: West Central Illinois	560,890	1,929,973	3.4	72,339,000	129.0	37.5
Six: Metropolitan East St. Louis	712,317	6,354,829	8.9	50,376,000	70.7	7.9
Seven: Southern Illinois	439,965	1,762,897	4.0	28,162,000	64.0	16.0
Totals	11,917,454	44,793,666	3.8	749,357,000	63.0	16.7

¹Remaining capacity divided by wastes disposed. Tells how long a region may be served by local landfills at current disposal rates, barring capacity adjustments, until capacity is depleted.

Introduction

Capacity increases since Jan. 1, 1999

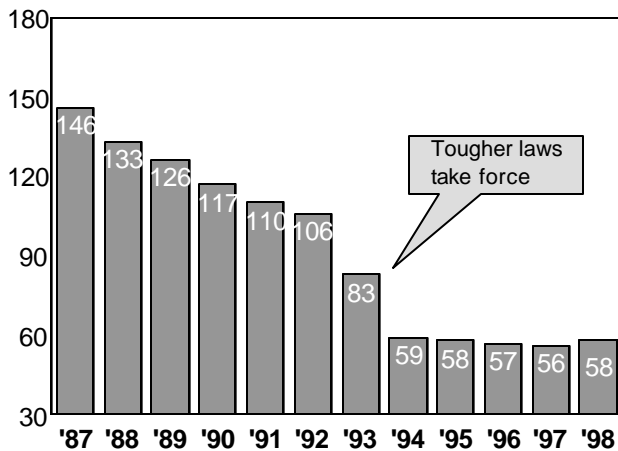
In a year that brought a 20 percent increase in landfill capacity, it is not surprising that 20 of 56 Illinois landfills had more space available on Jan. 1, 1999, than on Jan. 1, 1998. But as we've seen, landfill capacity in Illinois for the most part has grown over the past 10 years, and that growth has come from two sources: expansions of existing facilities and development of new landfills.

Landfill Capacity Is Abundant Despite Dwindling Number of Facilities

At the end of each year, Illinois landfills calculate how much waste they can accept in the future. This volume is known as remaining or available capacity, and is expressed in gate cubic yards, meaning waste received at the landfill's gate, before the waste is compacted. One industry rule of thumb says 10 gate cubic yards of waste can be compressed into 5 compacted cubic yards. Obviously, the greater the compaction, the more waste can be buried.

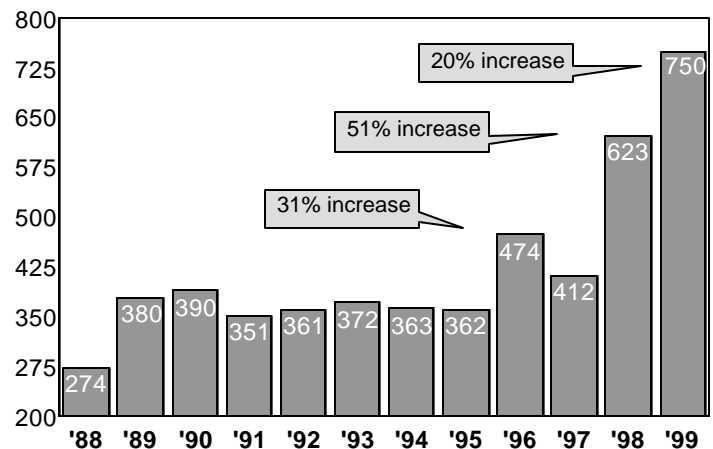
Tight Regulations Force Cutbacks ...

Active landfills accepting waste each year



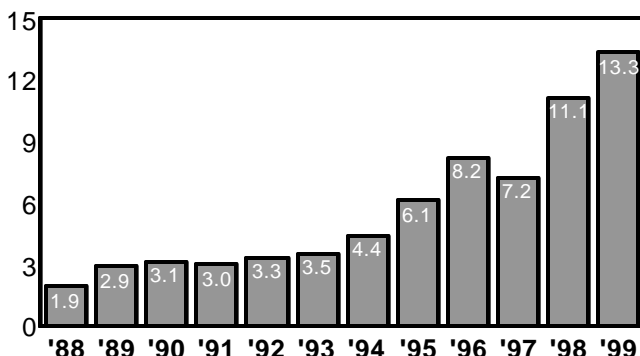
Pushing Survivors To Build Capacity

Available landfill space, millions of gate cubic yards



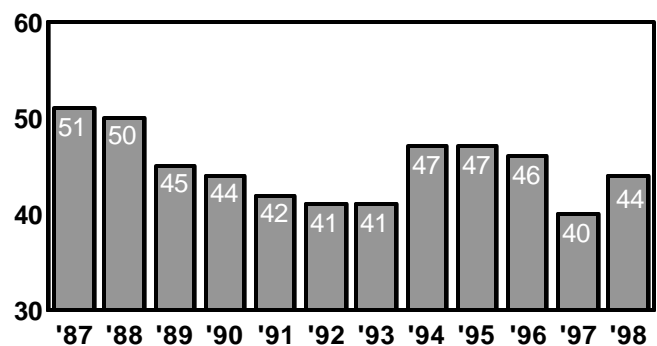
Average Landfill Capacity Grows ...

Millions of gate cubic yards



While Disposal Rates Stagnate

Wastes landfilled, millions of gate cubic yards



New landfills and expansions of existing landfills brought potential capacity of 147.1 million cubic yards; of this total, 28.5 million cubic yards is attributable to expansions at four existing landfills and 118.6 million cubic yards to seven new landfills.

The word potential is emphasized because as you read this only a fraction of total capacity could be considered immediately available for waste disposal. Landfill cells are developed over time, as needed, and as construction seasons allow. Once this potential capacity becomes available, the landfills will report it as certified capacity.

The table below lists potential capacity increases at *existing* landfills that since Jan. 1, 1999, have received or will soon receive expansion permits from the Agency.

The table at the bottom of the page 10 provides potential capacity increases offered by *new* landfills; four of these facilities opened in spring of 1998 and three to opened in late 1998 or early 1999.

Capacities listed in this table are for design airspace since some facilities did not report certified capacity in gate cubic yards on Jan. 1, 1999. Zion Landfill and Lawrence County Regional Landfill also reported capacity in gate cubic yards (see pgs. R2.28 and R7.6).

Airspace includes all wastes and all daily cover (soil or alternative materials spread atop the wastes at the end of each working day) and the landfill's final clay and topsoil cap.

Consolidation of the Waste Industry in the USA: Bigger is Better

Big players in the Illinois waste industry are Waste Management Inc. (WMI) and Allied Waste Industries; new names for companies that merged in 1998-99.

The top two companies in the world are:

#1 Waste Management Inc.
includes WMI (formerly #1)/USA Waste (formerly #3)/Eastern Services

#2 Allied Waste Industries
includes BFI (formerly #2)/Allied Waste (formerly #5)/American Disposal

The number one company Waste Management has moved its world headquarters from Oak Brook, Ill. to Houston, Tex. Another Illinois company, American Disposal Company of Burr Ridge was bought by Scottsdale, Ariz. based Allied Waste.

Allied Waste also purchased Metro Chicago area transfer stations formerly owned by Liberty Waste Services and Illinois Recycling Services.

Rapid changes are taking place in ownership of landfills and transfer stations in Illinois.—

Potential Capacity Increases Since Jan. 1, 1999: Expansions at Existing Facilities

Region	Landfill	Municipality	County	In-Place Cu. Yds.
Two: Chicago Metropolitan	Community Landfill ¹	Morris	Grundy	1 million
Two: Chicago Metropolitan	River Bend Prairie Landfill	Dolton	Cook	11 million
Four: East Central Illinois	Illinois Landfill	Hoopeston	Vermilion	15 million
Four: East Central Illinois	Macon County Landfill	Decatur	Macon	1.5 million
Total				28.5 million

¹ Under Agency review; expansion permits granted to all other landfills.

Introduction

Closings cut capacity. . .

A total of nine landfills shut their gates from early 1996 through mid-1998. Seven of these facilities closed with little or no available capacity; two, however, did not.

Beecher Development Co. Landfill, in Will County, closed in July 1996; but on Jan. 1, 1999 the facility reported having 1.6 million cubic yards of capacity remaining.

The operating permit of Watts Landfill, in Rock Island County, was revoked by the Illinois Pollution Control Board on Feb. 5, 1998, and the facility ceased accepting wastes on March 20, 1998. Watts may have had as much as 858,000 cubic yards of capacity remaining on Jan. 1, 1999, but it appears unlikely the facility will reopen.

So while most landfills attempt to close only after depleting all their available capacity, these recent experiences indicate this is not always so. As we have just seen, two landfills ceased operations, but it appears they contain 2.5 million cubic yards of available capacity.

From mid-1998 through the end of 2000, based on projections reported by the landfills themselves, nine facilities expect to close. These closings, by EPA Region, are:

- ◆ Region One — one
- ◆ Region Two — four
- ◆ Region Three — four
- ◆ Region Four — one

Potential Capacity Increases Since Jan. 1, 1999: New Facilities

Region	Landfill	Municipality	County	Opening Date	Design Airspace ¹ Cu. Yds.
One: Northwestern Illinois	LandComp Landfill	Ottawa	LaSalle	11-6-98	11,400,000
One: Northwestern Illinois	Lee County Landfill	Dixon	Lee	11-11-98	13,000,000
One: Northwestern Illinois	Orchard Hills Landfill	Davis Junction	Ogle	1-12-98	28,000,000
Two: Chicago Metropolitan	Zion Landfill	Zion	Lake	5-26-98	11,000,000
Three: Peoria/Quad Cities	Peoria City/County Landfill #2	Edwards	Peoria	3-9-98	7,500,000
Six: Metropolitan East St. Louis	Cottonwood Hills RDF	Marissa	St. Clair	1999 ²	42,000,000
Seven: Southern Illinois	Lawrence County Regional LF	Bridgeport	Lawrence	4-1-98	5,700,000
Total					118,600,000

¹ Includes space for waste, intermediate or daily cover and cap.
² Planned

No landfills in Regions Five, Six and Seven expect to close until 2001 or later.

... but capacity continues to grow

While it's never safe to predict future events, it is possible to say that projections of capacity losses resulting from on-going waste disposal and premature landfill closures — offset by capacity gains coming from landfill expansions and the opening of new facilities — suggest that by early 1999, available capacity in Illinois could be as high as 750 million to 800 million cubic yards.

Sharp increases in waste disposal, or premature landfill closings, or slowdowns in landfill expansions and openings could lower this projection by many millions of cubic yards.

There currently exists a glut of landfill space that is causing contractions among the waste industry's major players. One of the more surprising examples recently occurred in Fulton County in west central Illinois.

Spoon Ridge Landfill, near Fairview, is owned and operated by a unit of Browning-Ferris Industries Inc. In December 1997, the Illinois EPA granted Spoon Ridge a development permit that could allow it to become the state's largest landfill. Six months later, Browning-Ferris announced plans to temporarily close Spoon Ridge for a period of one to three years as part of a nationwide effort to control costs.

Company officials said they would use this time to develop necessary infrastructure and waste hauling contracts in northeastern Illinois and southeastern Wisconsin. Success in these efforts could lead to the reopening of Spoon Ridge, and its eventual profitability.

More recent strategies are unknown due to the merger of BFI with Allied Waste Industries in mid-1999 (see pg. 9).

Metro Chicago has sixty-five percent of state's transfer stations

Key to Spoon Ridge's return to business is the continued development of waste transfer stations in Region Two (Chicago Metropolitan) and elsewhere. Of the state's 77 transfer stations active in 1998, 50 are in Region Two, and 38 of these are in Cook County.

In 1998, Region Two's transfer stations handled 6.0 million tons of waste; 4.8 million tons of waste was landfilled in the region that year.

Unlike landfills, transfer stations need not report wastes handled to the Illinois EPA; however, as a public service, the Agency surveyed these facilities to determine the level of their waste handling activities.

Who to Call for Help With Specific Waste Problems

The Illinois EPA supports a number of waste disposal and recycling efforts aimed at helping households and selected institutions safely dispose of household hazardous waste, scrap tires, leftover paint, used motor oil, educational hazardous waste, and more.

To obtain the latest information about these programs, or to learn the dates, times and locations of drop-off collections, please call one of the following:

- ◆ Dan Rion, at 217-782-9294, concerning household hazardous waste collections, what to do with waste paint, used motor oil and educational hazardous waste;
- ◆ Tap Hefley, at 217-524-4655, concerning scrap tires;
- ◆ Kathleen Davis, at 217-782-9187, concerning used fluorescent and high intensity discharge lamps.

Introduction

More Transfer Stations Expected To Come On Line In 1999

The Illinois EPA expects to permit more transfer stations and landfills in 1999. Transfer stations take less time to be built in general, but are required to meet local siting and zoning restrictions.

Expect to see information about the following sites in the 13th annual report (1999 data).

Skyline Disposal Co. Inc.

ID #0310453006
(Cook/Chicago Heights, Ill.)
(Permitted 6-25-99)

Sullivan Transfer Station

ID #1390300009
(Moultrie Co./Sullivan, Ill.)
(under development)

Waste Management North/McHenry

ID #1110605043
(McHenry Co./McHenry, Ill.)
(permitted 8-19-98)

Wilmette Village Yard

ID #0313305030
(Cook/Wilmette, Ill.)
(permitted 8-19-98)

Wood River Central Processing Facility

ID #1191155069
(Madison Co./Wood River, Ill.)
(under development)

These sites will be inspected regularly by the Agency's regional offices or a delegated unit of local government. —

The role of transfer stations becomes more important every year, especially in Region Two, where the number of active landfills is expected to fall from 16 in 1998, to as few as 11 after 2001. By then the ratio of transfer stations to landfills in the region is likely to grow to 4:1 or more.

Transfer Stations: Wastes Handled 1998

Region	Active Facilities	Tons
One: Northwestern Illinois	6	97,390
Two: Chicago Metropolitan	50	6,040,671
Three: Peoria/Quad Cities	3	11,178
Four: East Central Illinois	6	152,098
Five: West Central Illinois	3	6,684
Six: Metropolitan East St. Louis	6	93,846
Seven: Southern Illinois	3	78,633
Total	77	6,480,500

In 1998, 77 transfer stations handled 6.5 million tons of trash, or nearly 14 percent of wastes landfilled statewide. As the number of active landfills falls from 58 in 1998 to the mid-40s, or even the upper-30s, over the next decade, the number of transfer stations can be expected to grow, as will the portion of wastes they will handle.

Composting is growing by 4 percent a year

Landscape wastes were banned from Illinois landfills beginning July 1, 1990. Since then the number of active compost facilities has begun to approach the number of active landfills, and may exceed them in a few years.

As might be expected, composting is most popular in Region Two, where 52 percent of the state's landscape wastes were processed.

Compost Facilities: Wastes Handled 1998

Region	Active Facilities	Tons
One: Northwestern Illinois	4	44,197
Two: Chicago Metropolitan	20	175,502
Three: Peoria/Quad Cities	5	20,170
Four: East Central Illinois	5	22,131
Five: West Central Illinois	3	7,741
Six: Metropolitan East St. Louis	7	63,794
Seven: Southern Illinois	2	1,819
Total	46	335,354

Compost facilities report to the Agency each year the quantities of wastes accepted. In 1998, the state's compost facilities processed 335,354 tons of landscape wastes, a four percent gain over 1997's total of 323,077 tons.

Landscape wastes processed in 1998 represent only about one percent of total wastes landfilled in Illinois that year. While this percentage is small, it is important to note that composting kept more than 335,000 tons of wastes out of landfills; and a ton of waste not landfilled is a ton of landfill capacity preserved.

Amount incinerated is small

An additional 461,960 tons of waste was received at the Robbins Resource Recovery Facility in suburban Chicago in 1998, a 14 percent increase from 1997. This site was permitted to operate on June 2, 1997.

Incinerator: Wastes Handled 1998	
Region/Site Name	Tons
Two: Chicago Metropolitan Robbins Resource Recovery Facility	461,960
Total	461,960

Recycled amount is increasing

The amount of municipal waste recycled in the state increased six percent from 1997's figure of 3.6 million tons. The percentage recycled jumped from 26 percent to 28 percent state-wide. Local governments have shown much diligence in meeting and even exceeding local recycling goals mandated by the Solid Waste Planning and Recycling Act of 1992.

Region	Waste Generated		Waste Recycled	
	Tons	PCD	Tons	Percent
One: Northwestern Illinois	752,099	5.3	186,934	25%
Two: Chicago Metropolitan	9,558,278	6.7	2,753,572	29%
Three: Peoria/Quad Cities	951,831	6.9	309,207	32%
Four: East Central Illinois	925,910	6.0	211,412	23%
Five: West Central Illinois	379,828	3.7	100,589	26%
Six: Metropolitan East St. Louis	567,258	4.4	181,995	32%
Seven: Southern Illinois	379,904	4.7	41,686	11%
Total	13,515,108	6.6	3,785,395	28%

Delegated inspection program

The Illinois EPA has delegated inspection authority to 18 counties, Ambraw Valley Solid Waste Agency and the City of Chicago. This program takes advantage of additional manpower at the local level.

Delegation agreements authorize these agencies to conduct many of the duties that would otherwise have to be performed by the Illinois EPA field office: investigating suspected violations of land pollution laws and reports of open dumping, and inspecting landfills, transfer stations and compost facilities permitted through the Agency's Bureau of Land. Inspections can also include industrial landfills and monofills (private facilities that do not accept municipal solid waste).

Thousands of inspections of pollution control facilities and other sites were completed by delegated agencies during 1998. These efforts at the local level stimulate the regulated community to take all necessary steps to comply with environmental regulations. Also, prompt response by local authorities does much to curtail open dumping. ♦

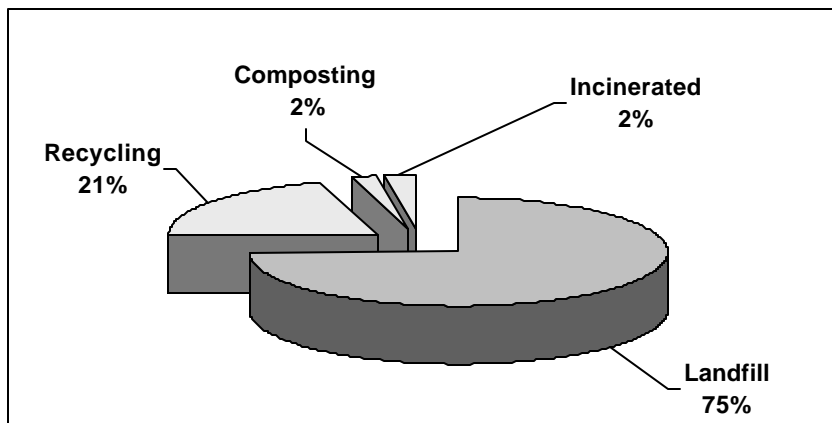
Introduction

Municipal Waste Management in Illinois

Municipal wastes accepted at Illinois landfills (see table on page 5) show that 44.8 million cubic yards (or 13.5 million tons) was disposed in 58 landfills. This amount shows 75 percent of municipal waste stream as managed by the State's landfills.

Many compost sites are located at landfills to manage landscape waste which is banned from disposal. Agency permitted compost facilities accepted 335,354 tons in 1998. The percentage composted is two percent of the municipal waste stream. (see table on page 12).

Municipal Waste Management in Illinois: 1998

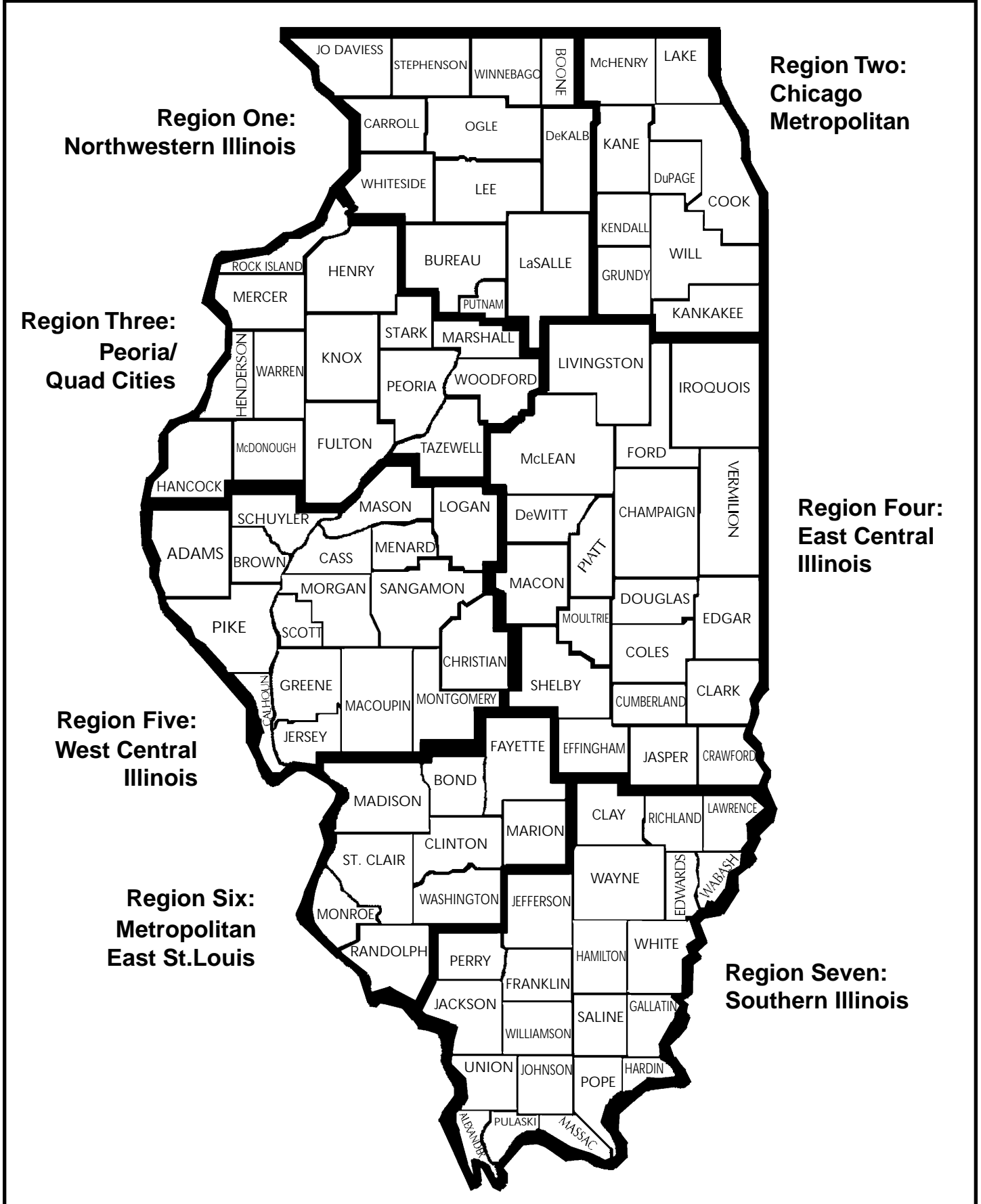


Local governments have surveyed haulers and recycling centers to determine amount recycled in their areas. Recycling surveys voluntarily submitted by recycling coordinators report 21 percent of the waste stream is recycled (see table on page 13).

A small amount of suburban Chicago's waste was incinerated at Robbins Resource Recovery Facility in 1998, or 2.5 percent of the municipal waste stream. The amount incinerated appears in the table on page 13 as 461,960 tons.

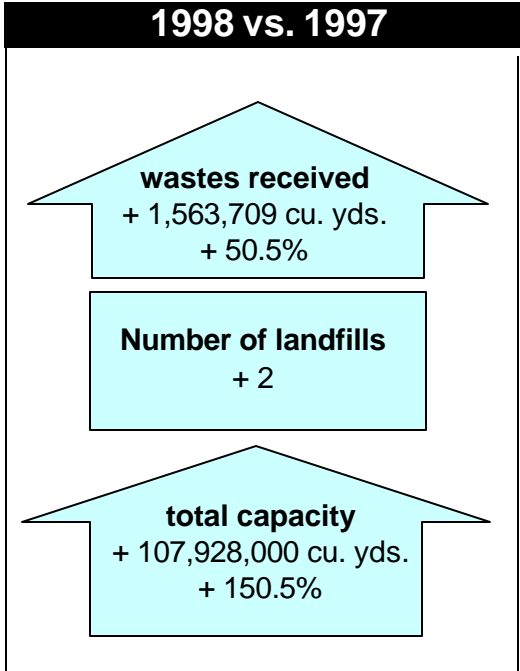
Landfilling continues to play the largest role in the handling of the municipal waste stream in Illinois. —

Illinois Environmental Protection Agency Administrative Regions



**Landfills
Transfer Stations
Compost Facilities**

Region One: Northwestern Illinois

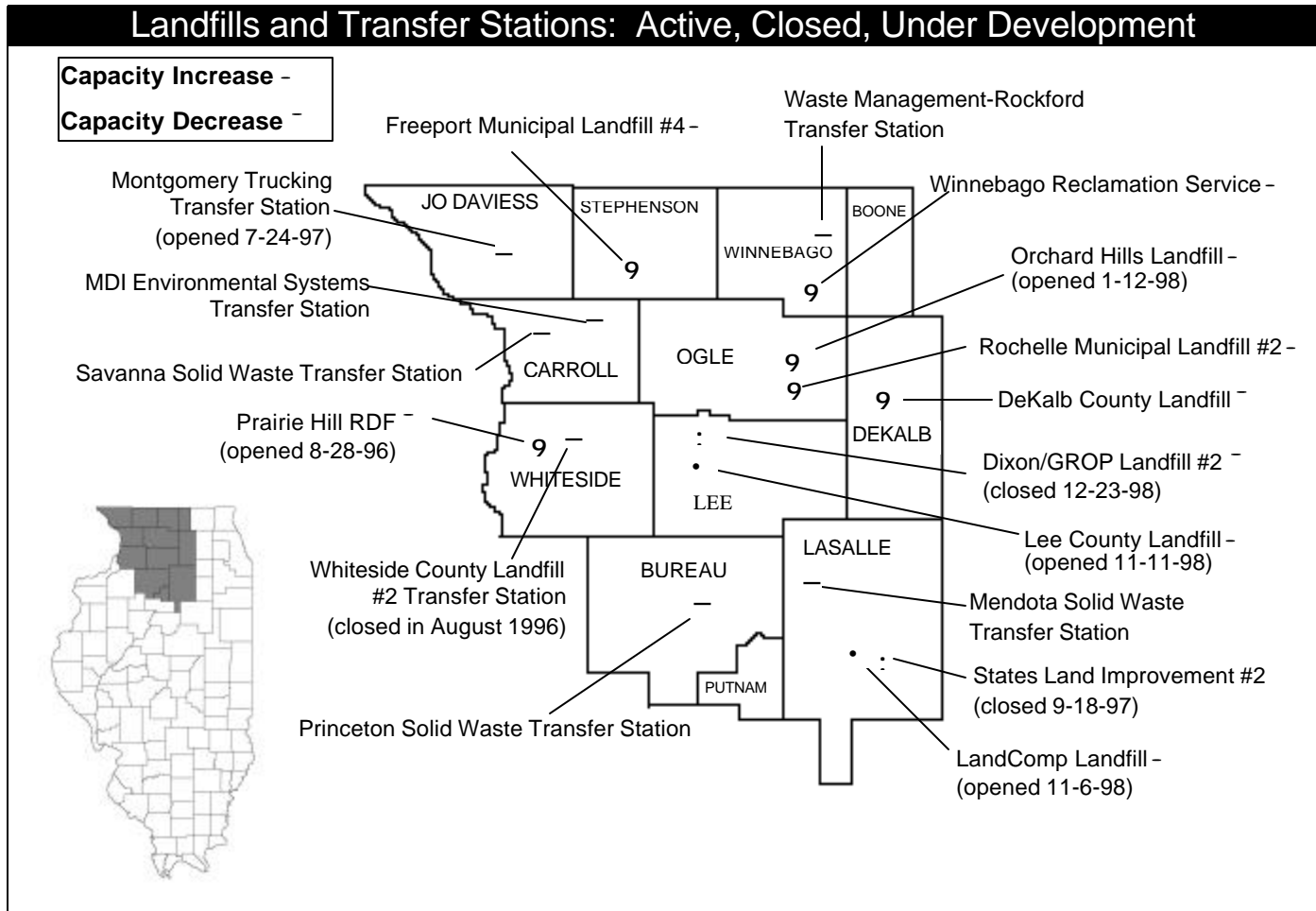


FOUR NEW LANDFILLS DEVELOPED SINCE 1996, IN REGION 1 SHOW UP in the top 10 landfills in terms of capacity. Prairie Hill RDF ranks third in the state with 55.7 million cubic yards; Orchard Hills Landfill, fourth with 55.2 million cubic yards; brand new Lee County Landfill ranks sixth overall; and LandComp Landfill ranks ninth.

Region One's nine active facilities received 4.7 million gate cubic yards of wastes in 1998 — or almost 1.6 million gate cubic yards more than in 1997.

The new Orchard Hills Landfill, Davis Junction, (ranked 6th in terms of waste receipts), and Winnebago Reclamation Service, Rockford, (ranked 9th in terms of waste receipts) absorbed 57.8 percent of Region One's wastes. Third-ranked Dixon/GROP Landfill #2 closed and was replaced by the new Lee County Landfill.

Only Prairie Hill Recycling & Disposal Facility has accepted out-of-state wastes; about ten percent of the waste accepted was from Iowa.



Region One: Northwestern Illinois

Capacity increased 150 percent in 1998

This region leads the state in remaining capacity share. The largest landfill in terms of capacity in the region was Prairie Hill which reported 55.7 million cubic yards of space available as of Jan. 1, 1999, making it third in the state in capacity rankings on that date. A close second is fourth-ranked Orchard Hills Landfill with 55.2 million cubic yards.

Total capacity for the region's seven landfills reporting on Jan. 1, 1999, was 179.6 million cubic yards, which is 107.9 million cubic yards more than the amount reported on Jan. 1, 1998, a 150.5 percent gain.

Three new landfills will boost the State's capacity

Orchard Hills Landfill, Davis Junction, began taking wastes on Jan. 13, 1998. Orchard Hills replaces BFI-Davis Junction Landfill.

LandComp Landfill, Ottawa, opened in November 1998. It replaces States Land Improvement #2, also of Ottawa, a facility one-fourth its size.

Lee County Landfill, Dixon, also opened in November 1998. Nearby Dixon/GROP Landfill #2 ceased accepting waste in December 1998.

All these landfills show up in the top ten list in terms of capacity remaining at the State's landfills.

Counties	12
Area (square miles)	7,371
Population (est.)	776,996
Landfill life expectancy	
Years remaining	38.5⁻
Landfills	
Active in 1998	8
Closed in 1997	1
Closed in 1998	1
Opened in 1998	3
Open past 2001	8
Transfer Stations	
Active in 1998	6
Closed in 1996	1
Compost facilities	
Active in 1998	7

⁻Total remaining capacity (from table below) divided by total wastes accepted. Tells how long the region may be served by local landfills at current disposal rates, barring capacity adjustments, until capacity is depleted.

Landfills: Wastes Accepted 1998; Remaining Capacities Jan. 1, 1999

	Municipality	County	Wastes		Capacity		Disp. Area Acres	Close Year
			Cu. Yds.	Rank ¹	Cu. Yds.	Rank ²		
DeKalb County Landfill	DeKalb	DeKalb	241,440	39	3,873,000	32	64	2015
CLOSED Dixon/GROP Landfill #2 ³	Dixon	Lee	819,224	20	0	58	48.6	1998
Freeport Municipal Landfill #4	Freeport	Stephenson	82,834	51	190,000	55	17	2001
New LandComp Landfill ⁴	Ottawa	LaSalle	48,611	55	23,031,000	9	102	2029
New Lee County Landfill ⁵	Dixon	Lee	123,342	48	30,489,000	6	142	2031
New Orchard Hills Landfill ⁶	Davis Junction	Ogle	1,412,146	6	55,170,000	4	175	2018
Prairie Hill RDF—	Morrison	Whiteside	467,307	26	55,735,000	3	229	2038
Rochelle Municipal Landfill #2	Dement Twp.	Ogle	181,500	44	1,862,000	37	N/A	2009
CLOSED States Land Improv. #2 ⁷	Ottawa	LaSalle	0	N/A	0	N/A	25	1997
Winnebago Reclamation Service	Rockford	Winnebago	1,283,676	9	9,285,000	24	43	2017
Totals			4,660,080		179,635,000			

⁻One landfill accepted out-of-state wastes during 1998 totalling 48,950 cu. yds. or 1% of the region's total.

¹Standing among 58 landfills that accepted wastes during 1998.

²Standing among 56 landfills that reported capacity as of Jan. 1, 1999.

³Ceased accepting waste on 12-23-98.

⁴Operating permit was issued and site opened on 11-6-98.

⁵Operating permit was issued and site opened on 11-11-98.

⁶Operating permit was issued and site opened on 1-13-98.

⁷Ceased accepting waste on 9-18-97.

Region One: Northwestern Illinois

Questions and Complaints

Illinois EPA Region One field office personnel investigate reports of suspected illegal waste disposal, and inspect the region's landfills, transfer stations and compost facilities, except in **LaSalle and Ogle** counties, where joint responsibility has been delegated to local authorities.

Questions or complaints concerning pollution control facilities, open dumping or other incidents should be directed to the office having jurisdiction over the site:

Illinois EPA
4302 N. Main St.
Rockford, Ill. 61103
Phone: 815-987-7760
Fax: 815-987-7005

LaSalle County Department of Environmental Services and Land Use
LaSalle County Courthouse
119 W. Madison, Room 400
Ottawa, Ill. 61350
Phone: 815-434-8666
Fax: 815-433-9303

Ogle County Solid Waste Management Department
105 S. 6th St.
Oregon, Ill. 61061
Phone: 815-732-4020
Fax: 815-732-3709

Lee County Landfill, in Dixon, is another new facility under development; it received an Agency permit allowing it to begin construction in the summer of 1998 and started accepting wastes by November 1998. This facility will replace Dixon/GROP Landfill #2, which the operator expects to be filled to capacity in December 1998. Freeport Municipal Landfill #4 anticipates reaching capacity and closing by the end of 2001. All other will remain open past 2001.

Delegated inspections in LaSalle and Ogle counties

The Illinois EPA has delegated inspection authority to the LaSalle County Department of Environmental Services and Land Use, and to the Ogle County Solid Waste Management Department.

Delegation agreements authorize these agencies to conduct many of the duties that would otherwise have to be performed by the Illinois EPA field office: investigating and enforcing suspected violations of land pollution laws and reports of open dumping, also inspecting landfills, transfer stations and compost facilities permitted through the Agency's Bureau of Land. (Inspections also include industrial landfills, or monofills, and landfills that closed prior to 1996; these facilities are not included in this report.)

Rockford dominated regional transfer station activity. . .

An Agency survey determined six transfer stations handled more than 97,000 tons of municipal wastes in 1998, an amount equivalent to some two percent of the wastes landfilled in the region. Of those voluntarily reporting, Waste Management's facility in Rockford processed 61 percent of the regional total. A new facility, Montgomery Trucking Transfer Station opened in JoDaviess County in 1997.

Transfer Stations: Wastes Handled 1998

	Municipality	County	Tons
MDI Env. Systems	Lanark	Carroll	24,000
Mendota Solid Waste	Mendota	LaSalle	N/A
Montgomery Trucking TS ¹	Elizabeth	JoDaviess	N/A
Princeton Solid Waste	Princeton	Bureau	12,600
Savanna Solid Waste	Savannah	Carroll	1,125
Waste Mgt.-Rockford	Roscoe	Winnebago	59,565
Whiteside Co. Landfill #2 ²	Morrison	Whiteside	N/A
Total			97,390

¹ newly permitted in 1997
² closed Aug. 1996.

Region One: Northwestern Illinois

... and composting, too

Region One's compost facilities reported processing more than 44,000 tons of landscape wastes in 1998. Disposal of landscape waste mixed with municipal waste in Illinois landfills has been prohibited since July 1, 1990; however, compost facilities are commonly located at landfills.

Compost Facilities: Wastes Accepted 1998			
	Municipality	County	Tons
DeKalb County Landfill	DeKalb	DeKalb	14,587
Dixon/GROP Landfill #2	Dixon	Lee	866
Freeport Municipal LF #4	Freeport	Stephenson	2,387
Peru Municipal Landfill #2	Peru	LaSalle	945
Rockford Composting	Rockford	Winnebago	15,834
South Meridian Composting	Rockford	Winnebago	8,800
States Land Improvement	Ottawa	LaSalle	778
Total			44,197

Average regional recycling rate remains healthy

The Agency does not regulate recycling nor is it required to obtain statistics. Nevertheless, as a public service, the Agency sought this information from county recycling coordinators, who reported recycling rates ranging from four to 49 percent.

Region One's overall recycling rate of 25 percent is a multi-year average rather than an average for 1998, because several counties did not report in 1998. —

Municipal Wastes Recycled					
County	Estimated Population as of 7-1-98	Waste Generated		Waste Recycled	
		Tons	PCD	Tons	Percent
Boone	37,922	23,248	4.2	5,207	22
Bureau	35,606	22,228	3.4	4,587	21
Carroll ¹	16,941	10,231	3.3	2,194	21
DeKalb	84,169	88,882	5.8	43,894	49
JoDaviess ¹	21,678	12,697	3.2	1,425	11
LaSalle	110,000	121,654	6.1	30,207	25
Lee	35,777	32,491	5	8,029	25
Ogle	50,511	38,717	4.2	7,651	20
Putnam ¹	5,854	4,070	3.9	400	11
Stephenson	48,052	29,104	3.3	1,083	4
Whiteside	60,186	54,077	4.9	13,357	25
Winnebago	270,300	314,700	6.4	68,900	22
Totals	776,996	752,099	5.3	186,934	25%³

¹ Has residential recycling ordinance.
² Has commercial recycling ordinance.
³ Regional average

Municipal Waste Management Plans

The Solid Waste Planning and Recycling Act required all Illinois counties and the city of Chicago to develop, adopt and implement 20-year municipal waste management plans.

Plans include programs and recommendations to achieve solid waste management goals, which typically include waste reduction, recycling, incineration and landfilling as program options.

The law requires each plan to include a program designed to recycle 15 percent of municipal wastes by the end of the third year of the program and 25 percent of municipal wastes by the end of the fifth year, depending upon the availability of markets.

Every five years each plan must identify changes in planning areas, evaluate progress in plan implementation and, if necessary, revise plan recommendations and goals. The county also has the option of updating its solid waste generation rate. The plan is then submitted to the Illinois EPA for review and comment.

Five year plan updates have been adopted by LaSalle, Lee, Ogle, Whiteside, and Winnebago counties.

Questions concerning these plans and their availability should be directed to the appropriate local administrators listed in Appendix K.

Details concerning Region One landfills, transfer stations and compost facilities follow on pages R1.6 through R1.29.

DeKalb County Landfill

County	DeKalb
Municipality	DeKalb
Location	18370 Somonauk Road
Location ☎	815-758-6906
Hours of operation	Mon.-Fri.: 7 a.m. - 3:30 p.m.; 2nd Sat.: 7 a.m. -11:30 a.m.
Wastes accepted	Municipal, nonhazardous special*
Tipping fee	\$31 per ton
Owner	Waste Management of Illinois Inc.*
Operator	Waste Management of Illinois Inc.*

*Generated within county; does not accept out-of-county wastes.

Facility Facts

Identification number	0378020001
Design capacity, airspace cu.yds.	2,402,806
Total permitted landfill area, acres	245
Permitted disposal area, acres	64
Highest permitted elevation, feet (msl)	945
Leachate monitoring stations	2
Groundwater monitoring wells	17
Methane collection system	Flares
Years remaining, estimated by landfill	16
Date/year to open C date/year to close	1974 - 2015

Wastes Received: 1996, 1997, 1998

	<u>TOTAL WASTES ACCEPTED</u>			<u>OUT OF STATE WASTES ACCEPTED</u>		
	gate cu. yds	tons	tons/day	gate cu/yds.	tons	% of total
1996	241,659	73,230	282	0	0	0
1997	313,182	94,904	365	0	0	0
1998	241,440	73,164	281	0	0	0

1997 State of Origin: 1998 State of Origin: Illinois only

Remaining Capacities: Jan. 1, 1998, and Jan. 1, 1999

1998 certified gate cu. yds. (tons)	4,397,000	(1,332,000)
1999 certified gate cu. yds. (tons)	3,873,000	(1,174,000)

Audits and Inspections

Solid Waste Mgt. Fees paid in 1998	\$73,340
Last audited by Illinois EPA	6-9-98
Facility inspected by	Illinois EPA, Rockford Regional Office

Contacts

Owner	Operator
Waste Management of Illinois Inc.* 18370 Somonauk Road DeKalb, Ill. 60115 ☎ 815-758-6906	Waste Management of Illinois Inc.* 18370 Somonauk Road DeKalb, Ill. 60115 ☎ 815-758-6906

*A subsidiary of USA Waste Services Inc./Waste Management Inc. Midwest, 1001 Fannin, Suite 4000, Houston, Tex. 77002 *
713-512-6200

Dixon/GROP Landfill #2 (closed)

County	Lee
Municipality	Dixon
Location	1279 N. Bataan Road
Location ☎	815-288-4607
Hours of operation	Mon.-Fri.: 6 a.m. - 4 p.m.; Sat.: 6 a.m. - noon
Wastes accepted	Municipal, nonhazardous special
Tipping fee	\$21.50 per ton
Owner	City of Dixon
Operator	Allied Waste Industries of Illinois Inc.*

*A subsidiary of Allied Waste Industries Inc.

Facility Facts

Identification number	1038010002
Design capacity, airspace cu.yds.	1,901,300
Total permitted landfill area, acres	90
Permitted disposal area, acres	48.6
Highest permitted elevation, feet (msl)	859
Leachate monitoring stations	3
Groundwater monitoring wells	35
Methane collection system	Flares
Years remaining, estimated by landfill	0
Date/year to open C date/year to close	1980 - 12-23-98

Wastes Received: 1996, 1997, 1998

	<u>TOTAL WASTES ACCEPTED</u>			<u>OUT OF STATE WASTES ACCEPTED</u>		
	gate cu. yds	tons	tons/day	gate cu/yds.	tons	% of total
1996	897,793	272,059	1,046	0	0	0
1997	993,033	301,000	1,158	0	0	0
1998	819,224	248,250	955	0	0	0

1997 State of Origin: 1998 State of Origin: Illinois only

Remaining Capacities: Jan. 1, 1998, and Jan. 1, 1999

1998 certified gate cu. yds. (tons)	819,000	(248,000)
1999 certified gate cu. yds. (tons)	0	(0)

Audits and Inspections

Solid Waste Mgt. Fees paid in 1998	\$229,388
Last audited by Illinois EPA	6-2-98
Facility inspected by	Illinois EPA, Rockford Regional Office

Contacts

Owner	Operator
City of Dixon 121 W. Second St. Dixon, Ill. 61021 ☎ 815-288-1485	Allied Waste Industries of Illinois Inc.* 1279 N. Bataan Road Dixon, Ill. 61021 ☎ 815-288-4607

*A subsidiary of Allied Waste Industries Inc., 15880 N. Greenway Hayden Loop, Suite 100, Scottsdale, Ariz. 85260 * 602-423-2946; Regional office: 3837 W. 127th St., Alsip, Ill. 60803 * 708-824-3060

Freeport Municipal Landfill #4

County	Stephenson
Municipality	Freeport
Location	2133 S. Walnut Road
Location ☎	815-232-3821
Hours of operation	Mon.-Fri.: 7 a.m. - 3 p.m.; Sat.: 7 a.m. - noon
Wastes accepted	Municipal, nonhazardous special*
Tipping fee	\$35 per ton
Owner	City of Freeport
Operator	City of Freeport

*Generated within county; does not accept out-of-county wastes.

Facility Facts

Identification number	1770200015
Design capacity, airspace cu.yds.	N/A
Total permitted landfill area, acres	33
Permitted disposal area, acres	17
Highest permitted elevation, feet (msl)	855
Leachate monitoring stations	2
Groundwater monitoring wells	10
Methane collection system	None
Years remaining, estimated by landfill	3
Date/year to open C date/year to close	1987 - 2001

Wastes Received: 1996, 1997, 1998

	<u>TOTAL WASTES ACCEPTED</u>			<u>OUT OF STATE WASTES ACCEPTED</u>		
	gate cu. yds	tons	tons/day	gate cu/yds.	tons	% of total
1996	126,245	38,256	147	0	0	0
1997	146,000	44,242	170	0	0	0
1998	82,834	25,101	97	0	0	0

1997 State of Origin: 1998 State of Origin: Illinois only

Remaining Capacities: Jan. 1, 1998, and Jan. 1, 1999

1998 certified gate cu. yds. (tons)	167,000	(51,000)
1999 certified gate cu. yds. (tons)	190,000	(58,000)

Audits and Inspections

Solid Waste Mgt. Fees paid in 1998	\$25,000
Last audited by Illinois EPA	12-2-97
Facility inspected by	Illinois EPA, Rockford Regional Office

Contacts

Owner

City of Freeport
230 W. Stephenson St.
Freeport, Ill. 61032
☎ 815-235-8207

Operator

City of Freeport
230 W. Stephenson St.
Freeport, Ill. 61032
☎ 815-235-8207

LandComp Landfill (new)

County	LaSalle
Municipality	Ottawa
Location	2840 E. 13th Road
Location ☎	815-434-1808
Hours of operation	N/A
Wastes accepted	Municipal, nonhazardous special
Tipping fee	N/A
Owner	LandComp Corp.
Operator	LandComp Corp.

Facility Facts

Identification number	0990808103
Design capacity, airspace cu.yds.	11,400,000
Total permitted landfill area, acres	185
Permitted disposal area, acres	102
Highest permitted elevation, feet (msl)	670
Leachate monitoring stations	13
Groundwater monitoring wells	34
Methane collection system	Gas-to-energy (planned)
Years remaining, estimated by landfill	30
Date/year to open C date/year to close	11-6-98 - 2029

Wastes Received: 1996, 1997, 1998

	<u>TOTAL WASTES ACCEPTED</u>			<u>OUT OF STATE WASTES ACCEPTED</u>		
	gate cu. yds	tons	tons/day	gate cu/yds.	tons	% of total
1996	0	0	0	0	0	0
1997	0	0	0	0	0	0
1998	48,611	14,185	55	0	0	0

1997 State of Origin: 1998 State of Origin: Illinois only

Remaining Capacities: Jan. 1, 1998, and Jan. 1, 1999

1998 certified gate cu. yds. (tons)	0	(0)
1999 certified gate cu. yds. (tons)	23,031,000	(6,979,000)

Audits and Inspections

Solid Waste Mgt. Fees paid in 1998	\$3,450
Last audited by Illinois EPA	N/A
Facility inspected by	LaSalle Co. Dept. of Environmental Services & Land Use & Ill. EPA, Rockford Regional Office

Contacts

Owner

LandComp Corp.
P.O. Box 520
Ottawa, Ill. 61350
☎ 815-434-1808

Operator

LandComp Corp.
P.O. Box 520
Ottawa, Ill. 61350
☎ 815-434-1808

Lee County Landfill (new)

County	Lee
Municipality	Dixon
Location	1214 S. Bataan Road
Location ☎	815-288-4607
Hours of operation	Mon.-Fri.: 6 a.m. - 6 p.m.
Wastes accepted	Municipal, nonhazardous special
Tipping fee	N/A
Owner	Lee County Landfill Inc.*
Operator	Lee County Landfill Inc.*

*A subsidiary of Allied Waste Industries of Illinois Inc.

Facility Facts

Identification number	1030205110
Design capacity, airspace cu.yds.	13,000,000
Total permitted landfill area, acres	223
Permitted disposal area, acres	142
Highest permitted elevation, feet (msl)	869
Leachate monitoring stations	N/A
Groundwater monitoring wells	N/A
Methane collection system	None, will monitor for methane gas
Years remaining, estimated by landfill	32
Date/year to open C date/year to close	11-11-98 - 2031

*Development permitted on 6/22/98; operating permit issued on Nov. 11, 1998.

Wastes Received: 1996, 1997, 1998

	<u>TOTAL WASTES ACCEPTED</u>			<u>OUT OF STATE WASTES ACCEPTED</u>		
	gate cu. yds	tons	tons/day	gate cu/yds.	tons	% of total
1996	0	0	0	0	0	0
1997	0	0	0	0	0	0
1998	123,342	37,376	144	0	0	0

1997 State of Origin: 1998 State of Origin: Illinois only

Remaining Capacities: Jan. 1, 1998, and Jan. 1, 1999

1998 certified gate cu. yds. (tons)	0	(0)
1999 certified gate cu. yds. (tons)	30,489,000	(9,240,000)

Audits and Inspections

Solid Waste Mgt. Fees paid in 1998	\$44,227
Last audited by Illinois EPA	N/A
Facility inspected by	Illinois EPA, Rockford Regional Office

Contacts

Owner	Operator
Lee County Landfill Inc.* 1214 S. Bataan Road Dixon, Ill. 61021 ☎ 815-288-4607	Lee County Landfill Inc.* 1214 S. Bataan Road Dixon, Ill. 61021 ☎ 815-288-4607

*A subsidiary of Allied Waste Industries of Illinois Inc. which is a subsidiary of Allied Waste Industries Inc., 15880 N. Greenway Hayden Loop, Suite 100, Scottsdale, Ariz. 85260 * 602-423-2946; Regional office: 3837 W. 127th St., Alsip, Ill. 60803 * 708-824-3060

Orchard Hills Landfill (new)*

County	Ogle
Municipality	Davis Junction
Location	8290 Highway 251
Location ☎	815-874-9000
Hours of operation	Mon.-Fri.: 6 a.m. - 6 p.m.; Sat.: 6 a.m. - 12 noon
Wastes accepted	Municipal, nonhazardous special
Tipping fee	\$45.00/ton
Owner	BFI Waste Systems of North America Inc.*
Operator	BFI Waste Systems of North America Inc.

*A subsidiary of Browning-Ferris Industries Inc.

Facility Facts

Identification number	1410175005
Design capacity, airspace cu.yds.	28,000,000
Total permitted landfill area, acres	333
Permitted disposal area, acres	175
Highest permitted elevation, feet (msl)	881.5
Leachate monitoring stations	9
Groundwater monitoring wells	42
Methane collection system	None
Years remaining, estimated by landfill	20
Date/year to open C date/year to close	1-13-98 - 2018

Wastes Received: 1996, 1997, 1998

	<u>TOTAL WASTES ACCEPTED</u>			<u>OUT OF STATE WASTES ACCEPTED</u>		
	gate cu. yds	tons	tons/day	gate cu/yds.	tons	% of total
1996	0	0	0	0	0	0
1997	0	0	0	0	0	0
1998	1,412,146	427,923	1,646	0	0	0

1997 State of Origin: 1998 State of Origin: Illinois only

Remaining Capacities: Jan. 1, 1998, and Jan. 1, 1999

1998 certified gate cu. yds. (tons)	0	(0)
1999 certified gate cu. yds. (tons)	55,170,000	(16,718,000)

Audits and Inspections

Solid Waste Mgt. Fees paid in 1998	\$338,500
Last audited by Illinois EPA	N/A
Facility inspected by	Ogle County Solid Waste Management Department & Ill. EPA, Rockford Regional Office

Contacts

Owner	Operator
BFI Waste Systems of North America Inc.* 8290 Highway 251 Davis Junction, Ill. 61020 ☎ 815-874-9000	BFI Waste Systems of North America Inc. 8290 Highway 251 Davis Junction, Ill. 61020 ☎ 815-874-9000

*A subsidiary of Browning-Ferris Industries Inc., 757 N. Eldridge, Houston, Texas 77079 * 281-870-8100

Prairie Hill Recycling and Disposal Facility

County	Whiteside
Municipality	Morrison
Location	18762 Lincoln Road
Location ☎	815-772-7308
Hours of operation	Mon.-Fri.: 7 a.m. - 4 p.m.; Sat.: 7 a.m. - noon
Wastes accepted	Municipal
Tipping fee	\$19 per ton
Owner	Whiteside County
Operator	Waste Management of Illinois Inc.*

*A subsidiary of USA Waste Services Inc./Waste Management Inc. Midwest

Facility Facts

Identification number	1950350014
Design capacity, airspace cu.yds.	28,300,000
Total permitted landfill area, acres	423
Permitted disposal area, acres	229
Highest permitted elevation, feet (msl)	877
Leachate monitoring stations	31
Groundwater monitoring wells	41
Methane collection system	None
Years remaining, estimated by landfill	40
Date/year to open C date/year to close	8-26-96 - 2038

Wastes Received: 1996, 1997, 1998

	<u>TOTAL WASTES ACCEPTED</u>			<u>OUT OF STATE WASTES ACCEPTED</u>		
	gate cu. yds	tons	tons/day	gate cu/yds.	tons	% of total
1996	431,263	130,686	1,452	0	0	0
1997	289,351	88,000	337	54,492	16,513	19
1998	467,307	141,608	544	48,950	14,833	10

1997 State of Origin: Iowa 1998 State of Origin: Iowa

Remaining Capacities: Jan. 1, 1998, and Jan. 1, 1999

1998 certified gate cu. yds. (tons)	56,126,000	(17,008,000)
1999 certified gate cu. yds. (tons)	55,735,000	(16,889,000)

Audits and Inspections

Solid Waste Mgt. Fees paid in 1998	\$129,842
Last audited by Illinois EPA	12-16-97
Facility inspected by	Illinois EPA, Rockford Regional Office

Contacts

Owner	Operator
Whiteside County	Waste Management of Illinois Inc.*
200 E. Knox St.	18762 Lincoln Road
Morrison, Ill. 61270	Morrison, Ill. 61270
☎ 815-772-7654	☎ 630-232-7664

*A subsidiary of USA Waste Services Inc./Waste Management Inc. Midwest, 1001 Fannin, Suite 4000, Houston, Tex. 77002 *
713-512-6200

Rochelle Municipal Landfill #2

County	Ogle
Municipality	Dement Township
Location	6513 Mulford Road
Location ☎	815-384-4251
Hours of operation	Mon.-Fri.: 7 a.m. - 3:30 p.m.; Sat.: 7 a.m. - 11 am
Wastes accepted	Municipal, nonhazardous special
Tipping fee	\$45 per ton
Owner	City of Rochelle
Operator	Rochelle Waste Disposal LLC

Facility Facts

Identification number	1418030020
Design capacity, airspace cu.yds.	N/A
Total permitted landfill area, acres	81
Permitted disposal area, acres	N/A
Highest permitted elevation, feet (msl)	873
Leachate monitoring stations	6
Groundwater monitoring wells	14
Methane collection system	None
Years remaining, estimated by landfill	10
Date/year to open C date/year to close	6-30-72 - 2009

Wastes Received: 1996, 1997, 1998

	<u>TOTAL WASTES ACCEPTED</u>			<u>OUT OF STATE WASTES ACCEPTED</u>		
	gate cu. yds	tons	tons/day	gate cu/yds.	tons	% of total
1996	225,700	68,394	263	0	0	0
1997	142,036	43,041	166	0	0	0
1998	181,500	55,000	212	0	0	0

1997 State of Origin: 1998 State of Origin: Illinois only

Remaining Capacities: Jan. 1, 1998, and Jan. 1, 1999

1998 certified gate cu. yds. (tons)	1,330,000	(403,000)
1999 certified gate cu. yds. (tons)	1,862,000	(564,000)

Audits and Inspections

Solid Waste Mgt. Fees paid in 1998	\$25,000
Last audited by Illinois EPA	8-17-98
Facility inspected by	Ogle County Solid Waste Management Department & Ill. EPA, Rockford Regional Office

Contacts

Owner	Operator
City of Rochelle Sixth Street & Fifth Avenue Rochelle, Ill. 61068 ☎ 815-562-6772	Rochelle Waste Disposal LLC 1101 S. Seventh St. Rochelle, Ill. 61068 ☎ 815-562-6718

States Land Improvement #2 (closed)

County	LaSalle
Municipality	Ottawa
Location	Koenig Road
Location ☎	815-434-1808
Hours of operation	N/A
Wastes accepted	Municipal, nonhazardous special
Tipping fee	N/A
Owner	States Land Improvement Corp.
Operator	States Land Improvement Corp.

Facility Facts

Identification number	0990800017
Design capacity, airspace cu.yds.	N/A
Total permitted landfill area, acres	38
Permitted disposal area, acres	25
Highest permitted elevation, feet (msl)	584
Leachate monitoring stations	2
Groundwater monitoring wells	9
Methane collection system	Gas-to-energy (installation planned for early 2000)
Years remaining, estimated by landfill	0
Date/year to open C date/year to close	10-31-84 - 9-18-97

Wastes Received: 1996, 1997, 1998

	TOTAL WASTES ACCEPTED			OUT OF STATE WASTES ACCEPTED		
	gate cu. yds	tons	tons/day	gate cu/yds.	tons	% of total
1996	156,292	47,361	182	0	0	0
1997	177,528	54,000	208	0	0	0
1998	0	0	0	0	0	0

1997 State of Origin: 1998 State of Origin: N/A

Remaining Capacities: Jan. 1, 1998, and Jan. 1, 1999

1998 certified gate cu. yds. (tons)	0	(0)
1999 certified gate cu. yds. (tons)	0	(0)

Audits and Inspections

Solid Waste Mgt. Fees paid in 1998	\$0
Last audited by Illinois EPA	3-12-96
Facility inspected by	LaSalle Co. Dept. of Environmental Services & Land Use & Ill. EPA, Rockford Regional Office

Contacts

Owner

States Land Improvement Corp.
Box 520
Ottawa, Ill. 61350-0520
☎ 815-434-1808

Operator

States Land Improvement Corp.
Box 520
Ottawa, Ill. 61350-0520
☎ 815-434-1808

Winnebago Reclamation Service

County	Winnebago
Municipality	Rockford
Location	8403 Lindenwood Road
Location ☎	815-874-4806
Hours of operation	Mon.-Fri.: 6:30 a.m. - 3:30 p.m.; Sat.: 8 a.m. - 11 am
Wastes accepted	Municipal, nonhazardous special
Tipping fee	\$58 per ton
Owner	Winnebago Reclamation Service Inc.
Operator	Winnebago Reclamation Service Inc.

Facility Facts

Identification number	2018080001
Design capacity, airspace cu.yds.	21,012,300*
Total permitted landfill area, acres	235
Permitted disposal area, acres	43 (seeking local siting expansion to 70)
Highest permitted elevation, feet (msl)	865
Leachate monitoring stations	6
Groundwater monitoring wells	45
Methane collection system	Gas-to-energy
Years remaining, estimated by landfill	19
Date/year to open C date/year to close	4-30-72 - 2017

*After approval for Phase 2 cell of 12.1 million cu yds in 2000.

Wastes Received: 1996, 1997, 1998

	<u>TOTAL WASTES ACCEPTED</u>			<u>OUT OF STATE WASTES ACCEPTED</u>		
	gate cu. yds	tons	tons/day	gate cu/yds.	tons	% of total
1996	998,640	302,618	1,164	0	0	0
1997	1,035,241	313,709	1,207	0	0	0
1998	1,283,676	388,993	1,496	0	0	0

1997 State of Origin: 1998 State of Origin: Illinois only

Remaining Capacities: Jan. 1, 1998, and Jan. 1, 1999

1998 certified gate cu. yds. (tons)	8,868,000	(2,687,000)
1999 certified gate cu. yds. (tons)	9,285,000	(2,814,000)

Audits and Inspections

Solid Waste Mgt. Fees paid in 1998	\$203,683
Last audited by Illinois EPA	7-21-98
Facility inspected by	Illinois EPA, Rockford Regional Office

Contacts

Owner

Winnebago Reclamation Service Inc.
8403 Lindenwood Road
Rockford, Ill. 61109
☎ 815-874-4806

Operator

Winnebago Reclamation Service Inc.
8403 Lindenwood Road
Rockford, Ill. 61109
☎ 815-874-4806

MDI Environmental Systems Transfer Station

County	Carroll
Municipality	Lanark
Location	Route 64 & Shannon Road
Location ☎	815-938-3602
Hours of operation	Mon. - Fri.: 7 a.m. - 3:30 p.m.
Wastes accepted	Municipal, recyclables
Tipping fee	\$40/ton
Owner	Moring Disposal Inc.
Operator	MDI Environmental Systems

Facility Facts

Identification number	0150100001
Opened, year	1994
Facility acreage	5

Wastes Received: 1996, 1997, 1998

	<u>Tons per year</u>	<u>Tons per day (average)</u>
1996	21,000	81
1997	21,000	81
1998	24,000	90

Inspections

Facility inspected by	Illinois EPA, Rockford Regional Office
------------------------------	--

Contacts

Owner

Moring Disposal Inc.
306 E. Main
Forreston, Ill. 61030
☎ 815-938-3602

Operator

MDI Environmental Systems
P. O. Box 158
Forreston, Ill. 61030
☎ 815-493-6331

Mendota Solid Waste Transfer Station

County	LaSalle
Municipality	Mendota
Location	First Avenue, behind fairgrounds
Location ☎	815-539-7459
Hours of operation	Mon. - Sat.: 6 a.m. - 4:30 p.m.
Wastes accepted	Municipal**
Tipping fee	N/A
Owner	City of Mendota
Operator	Waste Management of Illinois Inc.*

*A subsidiary of USA Waste Services Inc./Waste Management Inc. Midwest; **City-generated wastes only.

Facility Facts

Identification number	0990550013
Opened, year	1991
Facility acreage	5

Wastes Received: 1996, 1997, 1998

	<u>Tons per year</u>	<u>Tons per day (average)</u>
1996	N/A	N/A
1997	N/A	N/A
1998	N/A	N/A

Inspections

Facility inspected by	LaSalle Co. Dept. of Environmental Services & Land Use and Illinois EPA, Rockford Regional Office
------------------------------	---

Contacts

Owner	Operator
City of Mendota 607 Eighth Avenue Mendota, Ill. 61342 ☎ 815-539-7459	Waste Management of Illinois Inc.* 3033 Butterfield Road Oak Brook, Ill. 60521 ☎ 630-572-8800

*A subsidiary of USA Waste Services Inc./Waste Management Inc. Midwest, 1001 Fannin, Suite 4000, Houston, Tex. 77002 * 713-512-6200

Montgomery Trucking (new)

County	JoDaviess
Municipality	Elizabeth
Location	Route 20 West
Location ☎	815-777-0672
Hours of operation	Mon.-Fri.: 8 a.m. - 3 p.m.; Sat.: 8 a.m.-11 a.m.
Wastes accepted	Municipal, recyclables
Tipping fee	N/A
Owner	Montgomery Trucking
Operator	Montgomery Trucking

Facility Facts

Identification number	0850155009
Opened, year	1997*
Facility acreage	1.32

*Permitted to open 7-24-97

Wastes Received: 1996, 1997, 1998

	<u>Tons per year</u>	<u>Tons per day (average)</u>
1996	N/A	N/A
1997	N/A	N/A
1998	N/A	N/A

Inspections

Facility inspected by	Illinois EPA, Rockford Regional Office
------------------------------	--

Contacts

Owner

Montgomery Trucking
929 Fulton St.
Galena, Ill. 61036
☎ 815-777-0672

Operator

Montgomery Trucking
929 Fulton St.
Galena, Ill. 61036
☎ 815-777-0672

Princeton Solid Waste Transfer Station

County	Bureau
Municipality	Princeton
Location	101 Peggy Lane
Location ☎	815-875-1682
Hours of operation	Mon. - Fri.: 7 a.m. - 3:30 p.m.; Sat.: 8 a.m. - noon
Wastes accepted	Municipal, recyclables
Tipping fee	\$40/ton
Owner	City of Princeton
Operator	City of Princeton

Facility Facts

Identification number	0110850012
Opened, year	1993
Facility acreage	5

Wastes Received: 1996, 1997, 1998

	<u>Tons per year</u>	<u>Tons per day (average)</u>
1996	13,000	50
1997	13,000	50
1998	12,600	45

Inspections

Facility inspected by	Illinois EPA, Rockford Regional Office
------------------------------	--

Contacts

Owner

City of Princeton
 2 S. Main St.
 Princeton, Ill. 61356
 ☎ 815-875-2631

Operator

City of Princeton
 2 S. Main St.
 Princeton, Ill. 61356
 ☎ 815-875-2631

Savanna Solid Waste Transfer Station

County	Carroll
Municipality	Savanna
Location	Chamber of Commerce Industrial Park, Portland Avenue
Location ☎	815-273-2251
Hours of operation	Tue. - Wed.: 8 a.m. - 11:30 a.m.; Sat.: 8 a.m. - noon
Wastes accepted	Municipal, landscape waste, recyclables
Tipping fee	\$42.35/ton
Owner	City of Savanna
Operator	City of Savanna

Facility Facts

Identification number	0150250005
Opened, year	1990
Facility acreage	1

Wastes Received: 1996, 1997, 1998

	<u>Tons per year</u>	<u>Tons per day (average)</u>
1996	1,232	8
1997	1,084	7
1998	1,125	9

Inspections

Facility inspected by	Illinois EPA, Rockford Regional Office
------------------------------	--

Contacts

Owner	Operator
City of Savanna 101 Main St. Savanna, Ill. 61074 ☎ 815-273-2251	City of Savanna 101 Main St. Savanna, Ill. 61074 ☎ 815-273-2251

Waste Management/Rockford Transfer Station

County	Winnebago
Municipality	Roscoe
Location	13125 N. Second St.
Location ☎	414-251-4000
Hours of operation	Mon. - Sat.: 4:30 a.m. - 6 p.m.
Wastes accepted	Municipal, landscape waste
Tipping fee	N/A
Owner	Waste Management of Wisconsin Inc.*
Operator	Waste Management of Wisconsin Inc.*

*A subsidiary of USA Waste Services Inc./Waste Management Inc. Midwest

Facility Facts

Identification number	2010400008
Opened, year	1984
Facility acreage	N/A

Wastes Received: 1996, 1997, 1998

	<u>Tons per year</u>	<u>Tons per day (average)</u>
1996	56,594	218
1997	55,572	218
1998	59,565	229

Inspections

Facility inspected by	Illinois EPA, Rockford Regional Office
------------------------------	--

Contacts

Owner	Operator
Waste Management of Wisconsin Inc.* West 124 North, 8925 Boundary Road Menomonee Falls, Wis. 53051 ☎ 414-251-4000	Waste Management of Wisconsin Inc.* 13125 N. 2nd St. Roscoe, Ill. 61073 ☎ 815-389-6180

*A subsidiary of USA Waste Services Inc./Waste Management Inc. Midwest, 1001 Fannin, Suite 4000, Houston, Tex. 77002 *
713-512-6200

Whiteside County Landfill #2 Transfer Station (closed)

County	Whiteside
Municipality	Morrison
Location	18525 Lincoln Road
Location ☎	815-772-7308
Hours of operation	N/A**
Wastes accepted	Municipal
Tipping fee	N/A
Owner	Whiteside County
Operator	Waste Management of Illinois Inc.*

*A subsidiary of USA Waste Services Inc./Waste Management Inc. Midwest; **Facility closed in August 1996.

Facility Facts

Identification number	1958140003
Opened, year	1983
Facility acreage	N/A

Wastes Received: 1996, 1997, 1998

	<u>Tons per year</u>	<u>Tons per day (average)</u>
1996	19,000	73
1997	N/A	N/A
1998	N/A	N/A

Inspections

Facility inspected by	Illinois EPA, Rockford Regional Office
------------------------------	--

Contacts

Owner	Operator
Whiteside County	Waste Management of Illinois Inc.*
18819 Lincoln Road	18525 Lincoln Road
Morrison, Ill. 61270	Morrison, Ill. 61270
☎ 815-772-7308	☎ 815-772-7308

*A subsidiary of USA Waste Services Inc./Waste Management Inc. Midwest, 1001 Fannin, Suite 4000, Houston, Tex. 77002 * 713-512-6200

DeKalb County Landfill Compost Facility

County	DeKalb
Municipality	DeKalb
Location	18370 Somonauk Road
Location ☎	815-758-6906
Hours of operation	Mon. - Fri.: 7 a.m. - 3:30 pm.
Wastes Accepted	Landscape Wastes
Owner	Waste Management of Illinois Inc.*
Operator	Waste Management of Illinois Inc.*

*A subsidiary of USA Waste Services Inc./Waste Management Inc. Midwest

Facility Facts

Identification number	0378020001
Date/Year Open - Date/Year Closed	2-8-90 -
Permit Expires	2-15-01
Facility Inspected By	Illinois EPA, Rockford Regional Office

Landscape Waste Received (cu. yds): 1997 & 1998

	Grass cu. yds.	Leaves cu. yds.	Brush cu. yds.
1997	N/A	N/A	N/A
1998	N/A	N/A	N/A

Records did not itemize landscape waste components.

Total Landscape Waste Received (tons): 1997 & 1998

1997 tons per year	14,127
1998 tons per year	14,587

1998 Amounts Used/Sold (cubic yards)

	Composted	Chipped/Shredded
Land Reclamation	0	0
Daily Landfill Cover	2,200	0
Final Landfill Cover	0	0
Landscaping	0	0
Land Application at Agronomic Rates	0	0
Other	13,171	0
TOTAL	15,371	0

General compost sold for gardening.

Contacts

Owner

Waste Management of Illinois Inc.*
3033 Butterfield Road
Oak Brook, Ill. 60521
☎ 630-572-8800

Operator

Waste Management of Illinois Inc.*
3033 Butterfield Road
Oak Brook, Ill. 60521
☎ 630-572-8800

*A subsidiary of USA Waste Services Inc./Waste Management Inc. Midwest, 1001 Fannin, Suite 4000, Houston, Tex. 77002
713-512-6200

Dixon/GROP Landfill #2 Compost Facility

County	Lee
Municipality	Dixon
Location	1279 N. Bataan Road
Location ☎	815-288-4607
Hours of operation	N/A
Wastes Accepted	Grass, Leaves
Owner	City of Dixon
Operator	Allied Waste Industries of Illinois*

*A subsidiary of Allied Waste Industries Inc.

Facility Facts

Identification number	1038010002
Date/Year Open - Date/Year Closed	12-20-89 -
Permit Expires	2-8-03
Facility Inspected By	Illinois EPA, Rockford Regional Office

Landscape Waste Received (cu. yds): 1997 & 1998

	Grass cu. yds.	Leaves cu. yds.	Brush cu. yds.
1997	442	468	0
1998	N/A	N/A	N/A

Total Landscape Waste Received (tons): 1997 & 1998

1997 tons per year	910
1998 tons per year	866

1998 Amounts Used/Sold (cubic yards)

	Composted	Chipped/Shredded
Land Reclamation	0	0
Daily Landfill Cover	0	0
Final Landfill Cover	0	0
Landscaping	0	0
Land Application at Agronomic Rates	0	0
Other	0	0
TOTAL	0	0

Closed.

Contacts

Owner

City of Dixon
121 W. Second St.
Dixon, Ill. 61021
☎ 815-288-1485

Operator

Allied Waste Industries of Illinois*
13701 S. Kostner Ave.
Crestwood, Ill. 60445
☎ 708-824-3060

*A subsidiary of Allied Waste Industries Inc., 15880 N. Greenway Hayden Loop, Suite 100, Scottsdale, Ariz. 05260 602-423-2946; Regional Office: 3837 W. 127th St., Alsip, Ill. 60803 708-824-3060

Freeport Municipal Landfill #4 Compost Facility

County	Stephenson
Municipality	Freeport
Location	2133 S. Walnut Road
Location ☎	815-232-3821
Hours of operation	Mon. - Fri.: 7 a.m. - 3 p.m.
Wastes Accepted	Grass, Leaves, Brush
Owner	City of Freeport
Operator	City of Freeport

Facility Facts

Identification number	1770200015
Date/Year Open - Date/Year Closed	3-23-90 -
Permit Expires	11-28-03
Facility Inspected By	Illinois EPA, Rockford Regional Office

Landscape Waste Received (cu. yds): 1997 & 1998

	Grass cu. yds.	Leaves cu. yds.	Brush cu. yds.
1997	671	749	1,275
1998	2,122	276	9,885

Total Landscape Waste Received (tons): 1997 & 1998

1997 tons per year	2,695
1998 tons per year	2,387

1998 Amounts Used/Sold (cubic yards)

	Composted	Chipped/Shredded
Land Reclamation	0	0
Daily Landfill Cover	0	0
Final Landfill Cover	0	0
Landscaping	0	14,500
Land Application at Agronomic Rates	0	0
Other	0	0
TOTAL	0	14,500

Landscaping compost was given away.

Contacts

Owner

City of Freeport
230 W. Stephenson St.
Freeport, Ill. 61032
☎ 815-235-8204

Operator

City of Freeport
230 W. Stephenson St.
Freeport, Ill. 61032
☎ 815-235-8204

Peru Municipal Landfill #2 Compost Facility

County	LaSalle
Municipality	Peru
Location	Route 251& Ben Samek Road
Location ☎	N/A
Hours of operation	Mon. - Fri.: 7 a.m. - 4 p.m.
Wastes Accepted	Grass, Leaves, Brush
Owner	City of Peru
Operator	City of Peru

Facility Facts

Identification number	0990850002
Date/Year Open - Date/Year Closed	6-1-90 -
Permit Expires	4-1-03
Facility Inspected By	LaSalle Co. Dept. of Environmental Services & Land Use & Illinois EPA, Rockford Regional Office

Landscape Waste Received (cu. yds): 1997 & 1998

	Grass cu. yds.	Leaves cu. yds.	Brush cu. yds.
1997	1,586	793	931
1998	1,610	805	562

Total Landscape Waste Received (tons): 1997 & 1998

1997 tons per year	933
1998 tons per year	945

1998 Amounts Used/Sold (cubic yards)

	Composted	Chipped/Shredded
Land Reclamation	0	0
Daily Landfill Cover	0	0
Final Landfill Cover	200	0
Landscaping	750	450
Land Application at Agronomic Rates	0	0
Other	0	0
TOTAL	950	0

Contacts

Owner

City of Peru
706 Putnam St.
Peru, Ill. 61354
☎ 815-223-2962

Operator

City of Peru
706 Putnam St.
Peru, Ill. 61354
☎ 815-223-2962

Rockford Composting Facility

County	Winnebago
Municipality	Cherry Valley
Location	6200 Baxter Road
Location ☎	815-967-6737
Hours of operation	Mon. - Sat.: 8 a.m. - 3 p.m.
Wastes Accepted	Grass, Leaves, Brush
Owner	City of Rockford, Public Works*
Operator	Alliance Waste Systems

*New owner after 12-31-99 will be Rock River Disposal, 1218 Shappert Dr. Machesney Park, Ill. 61115

Facility Facts

Identification number	2010301128
Date/Year Open - Date/Year Closed	10-26-89 -
Permit Expires	12-31-99
Facility Inspected By	Illinois EPA, Rockford Regional Office

Landscape Waste Received (cu. yds): 1997 & 1998

	Grass cu. yds.	Leaves cu. yds.	Brush cu. yds.
1997	40%	50%	10%
1998	N/A	N/A	N/A

Records did not itemize landscape waste components.

Total Landscape Waste Received (tons): 1997 & 1998

1997 tons per year	23,645
1998 tons per year	15,834*

*An additional 2,164 tons of landscape waste was not from Rockford.

1998 Amounts Used/Sold (cubic yards)

	Composted	Chipped/Shredded
Land Reclamation	0	0
Daily Landfill Cover	0	0
Final Landfill Cover	0	0
Landscaping	8,496	0
Land Application at Agronomic Rates	0	0
Other	21	0
TOTAL	8,517	0

Contacts

Owner	Operator
City of Rockford, Public Works*	Alliance Waste Systems
425 E. State St.	4002 S. Main St.
Rockford, Ill. 61104	Rockford, Ill. 61102
☎ 815-987-5570	☎ 815-962-1133

*New owner after 12-31-99, will be Rock River Disposal, 1218 Shappert Dr., Machesney Park, Ill. 61115

South Meridian Composting

County	Winnebago
Municipality	Rockford
Location	1800 S. Meridian Road
Location ☎	815-962-5919
Hours of operation	Mon. - Fri.: 6 a.m. - 5 p.m.; Sat. 6 a.m. - 2 p.m.
Wastes Accepted	Grass, Leaves, Brush
Owner	North Rockford Investment
Operator	Meridian Compost Corporation

Facility Facts

Identification number	2010300109
Date/Year Open - Date/Year Closed	10-28-92 -
Permit Expires	10-31-02
Facility Inspected By	Illinois EPA, Rockford Regional Office

Landscape Waste Received (cu. yds): 1997 & 1998

	Grass cu. yds.	Leaves cu. yds.	Brush cu. yds.
1997	10,200	3,050	1,408
1998	17,333	15,000	4,000

Total Landscape Waste Received (tons): 1997 & 1998

1997 tons per year	4,901
1998 tons per year	8,800

1998 Amounts Used/Sold (cubic yards)

	Composted	Chipped/Shredded
Land Reclamation	0	0
Daily Landfill Cover	0	0
Final Landfill Cover	0	0
Landscaping	705	0
Land Application at Agronomic Rates	0	0
Other	0	0
TOTAL	705	0

Contacts

Owner

North Rockford Investment
 Box 1171
 Rockford, Ill. 61105
 ☎ 815-378-0967

Operator

Meridian Compost Corporation
 1800 S. Meridian Road
 Rockford, Ill. 61102
 ☎ 815-962-5919

States Land Improvement LSW Processing

County	LaSalle
Municipality	Ottawa
Location	North Koenig Road
Location ☎	815-434-1808
Hours of operation	Mon - Fri.: 6:30 a.m. - 3:30 p.m.
Wastes Accepted	Grass, Leaves, Brush
Owner	States Land Improvement Corp.
Operator	States Land Improvement Corp.

Facility Facts

Identification number	0990800040
Date/Year Open - Date/Year Closed	6-8-90 -
Permit Expires	2-22-03
Facility Inspected By	LaSalle Co. Dept. of Environmental Services & Land Use & Illinois EPA, Rockford Regional Office

Landscape Waste Received (cu. yds): 1997 & 1998

	Grass cu. yds.	Leaves cu. yds.	Brush cu. yds.
1997	1,200	1,200	783
1998	1,100	900	452

Total Landscape Waste Received (tons): 1997 & 1998

1997 tons per year	785
1998 tons per year	778

1998 Amounts Used/Sold (cubic yards)

	Composted	Chipped/Shredded
Land Reclamation	0	0
Daily Landfill Cover	0	0
Final Landfill Cover	3,000	0
Landscaping	0	0
Land Application at Agronomic Rates	0	0
Other	0	0
TOTAL	3,000	0

Contacts

Owner

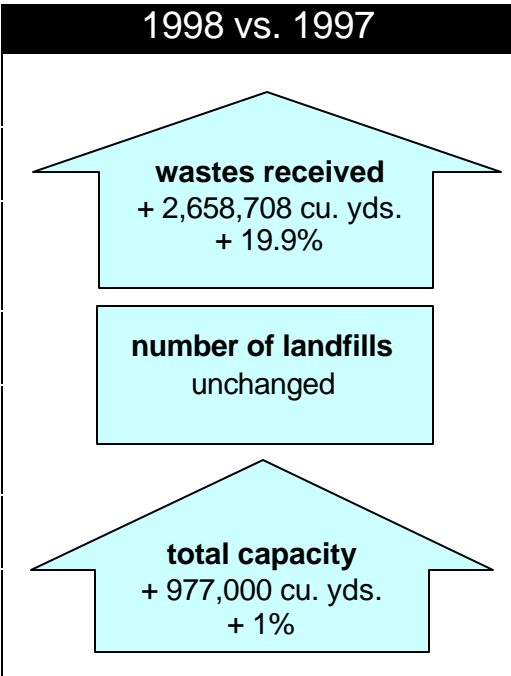
States Land Improvement Corp.
Box 520
Ottawa, Ill. 61350-0520
☎ 815-434-1808

Operator

States Land Improvement Corp.
Box 520
Ottawa, Ill. 61350-0520
☎ 815-434-1808

**Landfills
Transfer Stations
Compost Facilities
Incinerator**

Region Two: Chicago Metropolitan

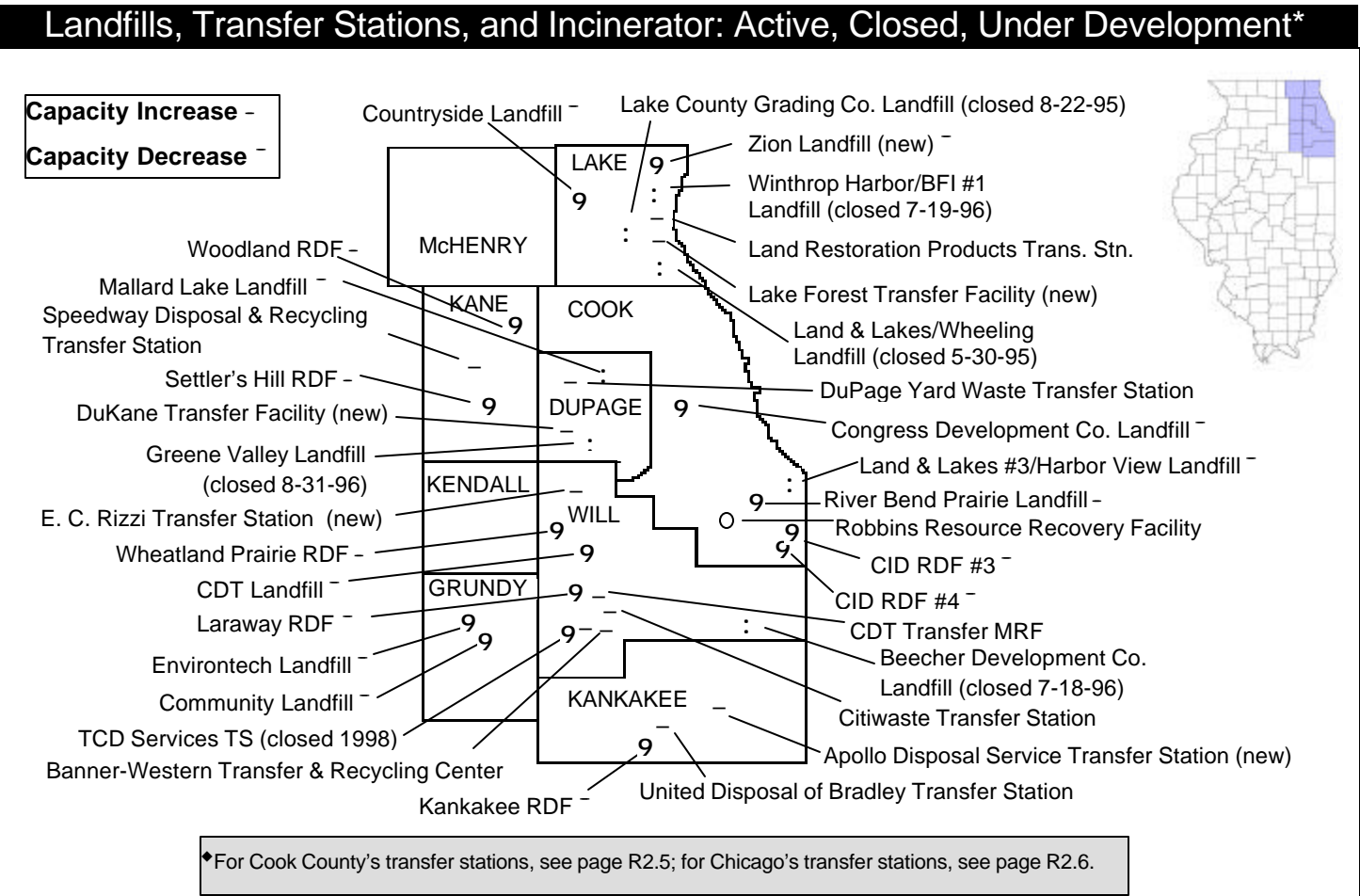


EVEN THOUGH THE VOLUME OF SOLID WASTES BURIED IN REGION Two dipped nearly 20 percent from the previous year, landfilling remained significant in metropolitan Chicago in 1998: The region's 17 landfills received 16.0 million gate cubic yards of wastes (about 4.8 million tons) — which amounted to more than a third of all wastes landfilled in Illinois that year.

An additional 461,960 tons of waste was received at the Robbins Resource Recovery Facility in suburban Chicago in 1998, a 14 percent increase from 1997. This site was permitted to operate on June 2, 1997.

Significantly, 75 percent of these wastes were deposited in six landfills in Region Two. But look at what happened to two of the top three high volume facilities: Land & Lakes #3/Harbor View (Chicago) and Mallard Lake Landfill (Hanover Park) closed October 16, 1998 and March 9, 1999, respectively.

DuPage County waste handled at Mallard Lake Landfill might be managed by a new transfer station, DuKane, on the DuPage and Kane county border, which received an operating permit on March 10, 1999.



Region Two: Chicago Metropolitan

Accurate reflections of available capacity occur only once a year, when landfills take their Illinois EPA required “capacity snapshot” each New Year’s Day.

On Jan. 1, 1998, Region Two had 108.4 million gate cubic yards of available landfill space. By Jan. 1, 1999, that capacity had jumped one percent to 109.4 million gate cubic yards.

Half the landfills after 2000

Returning to the subject of near term landfill closings, four facilities plan to shut their gates by the end of 2000. When they do, their combined capacity (1.7 million gate cubic yards as of Jan. 1, 1999) will be lost.

The region will operate with fewer landfills in the years ahead. It appears that as few as eleven landfills may remain open after 2000.

Landfills: Wastes Accepted 1998; Remaining Capacities Jan. 1, 1999

	Municipality	County	Wastes		Capacity		Disp. Area Acres	Close Year
			Cu. Yds.	Rank ¹	Cu. Yds.	Rank ²		
INACTIVE Beecher Devel. Co. ³	Beecher	Will	0	N/A	1,611,000	N/A	143	1996
CDT Landfill	Joliet	Will	507,000	25	86,000	56	50	1999
CID RDF #3 [~]	Calumet City	Cook	194,718	43	1,066,000	47	173	2003
CID RDF #4 [~]	Calumet City	Cook	49,946	54	970,000	49	13	2018
Community Landfill	Morris	Grundy	248,125	38	1,367,000	43	95	2005
Congress Development Co. LF	Hillside	Cook	842,646	18	1,052,000	48	55	2000
Countryside Landfill	Grayslake	Lake	1,382,555	7	24,062,000	7	153	2017
Environtech Landfill	Morris	Grundy	433,093	28	9,737,000	22	78	2021
CLOSED Greene Valley Landfill	Naperville	DuPage	0	N/A	0	N/A	198	1996
Kankakee RDF	Chebanse	Kankakee	288,212	36	2,702,000	36	55	2007
CLOSED Lake County Grading	Libertyville	Lake	0	N/A	0	N/A	N/A	1996
CLOSED L & L #3/Harbor View ⁴	Chicago	Cook	2,098,965	5	0	N/A	69	1998
Laraway RDF [~]	Elwood	Will	221,879	41	740,000	51	N/A	2002
CLOSED Mallard Lake Landfill ⁵	Hanover Park	DuPage	3,152,203	3	536,000	53	230	1999
River Bend Prairie Landfill ⁶	Dolton	Cook	297,172	35	12,851,000	17	55	2016
Settler’s Hill RDF [~]	Batavia	Kane	3,050,916	4	22,517,000	11	197	2006
Wheatland Prairie RDF	Plainfield	Will	1,008,693	13	2,808,000	35	70	2001
CLOSED Winthrop Harbor	Zion	Lake	0	N/A	0	N/A	10	1997
Woodland RDF [~]	South Elgin	Kane	1,267,663	10	4,504,000	30	103	2002
NEW Zion Landfill ⁷	Zion	Lake	964,685	15	22,732,000	10	N/A	2014
Totals			16,008,471		109,341,000			

[~]Eight landfills accepted out-of-state wastes during 1998 totalling 154,689 cubic yards, or 1% of the region’s total.

¹Standing among 58 landfills that accepted wastes during 1998.

²Standing among 56 landfills that reported capacity as of Jan. 1, 1999.

³Facility ceased taking wastes in 1996, but continues to report capacity.

⁴Ceased accepting waste 10-16-98.

⁵Ceased accepting waste 3-9-99.

⁶11 million cu. yd. expansion granted 10-21-98, increasing landfill life to 2018.

⁷New facility opened 5-26-98.

Region Two: Chicago Metropolitan

Counties	9
Area (square miles)	5,109
Population (est.)	7,820,991
Landfill life expectancy	
Years remaining	6.8
Landfills	
Active in 1998	16
Closed in 1996	3
Closed in 1997	1
Closed in 1998	1
Closed in 1999	1
Opened in 1998	1
Open after 2001	11
Transfer Stations	
Active in 1998	50
Under development in 1998	1
Closed in 1998	1
New in 1997	5
New in 1998	3
Compost facilities	
Active in 1998	19
Closed in 1997	1
Closed in 1998	1
New in 1998	2

Total remaining capacity (from table on page R2.3) divided by total wastes accepted. Tells how long the region may be served by local landfills at current disposal rates, barring capacity adjustments, until capacity is depleted.

Zion Landfill opened in May 1998

The only new landfill in Region Two is Zion Landfill (ranking 10th in capacity), which opened in May 1998. This facility replaces, and even shares some acreage with, Winthrop Harbor/BFI #1, which closed in July 1996.

Solid waste transfer stations vital to Region Two

Region Two is home to 50 of the state's 75 transfer stations active in 1998. Of this total, Cook County has 38 (with 16 in the city of Chicago); Will County has five; DuPage, Lake and Kankakee counties each have two; Kane County has one.

Transfer stations consolidate locally collected wastes for efficient shipment to distant landfills. Some transfer stations separate and remove recyclables from the municipal waste stream. Transfer stations handling landscape waste over 24 hours were also added to the report.

In 1998, Region Two's transfer stations handled more than six million tons of wastes, which was 1.2 million tons more than the total wastes entering the region's landfills that year.

Compost Facilities: Wastes Accepted 1998

	Municipality	County	Tons
CDT Landfill	Joliet	Will	30,458
Chicago Botanic Garden	Glencoe	Cook	1,431
CID RDF #4 ¹	Chicago	Cook	3,916
Crystal Lake Composting	Crystal Lake	McHenry	2,759
DK-Lake Bluff	Lake Bluff	Lake	2,143
Elgin Compost Facility	Elgin	Kane	2,738
Environtech ²	Morris	Grundy	0
Green Organics Inc. ³	Bristol	Kendall	20,731
Hazel Crest Composting	Hazel Crest	Cook	2,909
James Park Leaf Compost	Evanston	Cook	1,939
Lake Bluff Municipal #2	Lake Bluff	Lake	744
Lake Forest Recycling	Lake Forest	Lake	5,245
Land & Lakes #2 Landfill	Chicago	Cook	2,743
Land & Lakes/Wheeling	Deerfield	Lake	32,560
Land & Lakes/Willow Ranch	Romeoville	Will	6,218
LDK Compost	Lake Bluff	Lake	11,716
Meadowview Yard Waste ⁴	Grayslake	Lake	0
Starlight Drive-in ⁵	Kankakee	Kankakee	22
Thelen Sand & Gravel	Antioch	McHenry	34,244
Willow Ranch Composting	Romeoville	Will	9,326
Winnetka Municipal Compost	Winnetka	Cook	3,660
Total			175,502

¹New, opened on 7-21-98

²Closed in 1997

³Formerly Scotts Composting Inc.

⁴Closed on 3-20-98

⁵New, opened on 3-18-98

Region Two: Chicago Metropolitan

The region's transfer stations are noted in the maps on pages R2.2, R2.5 and R2.6, and in the table on page R2.7.

Some Region Two transfer stations handled more waste than the state's busiest landfills.

The top six transfer stations within Chicago's city limits each processed over 300,000 tons resulting in a total waste transfer of over two million tons.

Greater than 175,000 tons of landscape wastes composted

Nineteen composting facilities handled more than 175,000 tons of landscape wastes in 1998. This tonnage is equivalent to one percent of total wastes disposed in the region.

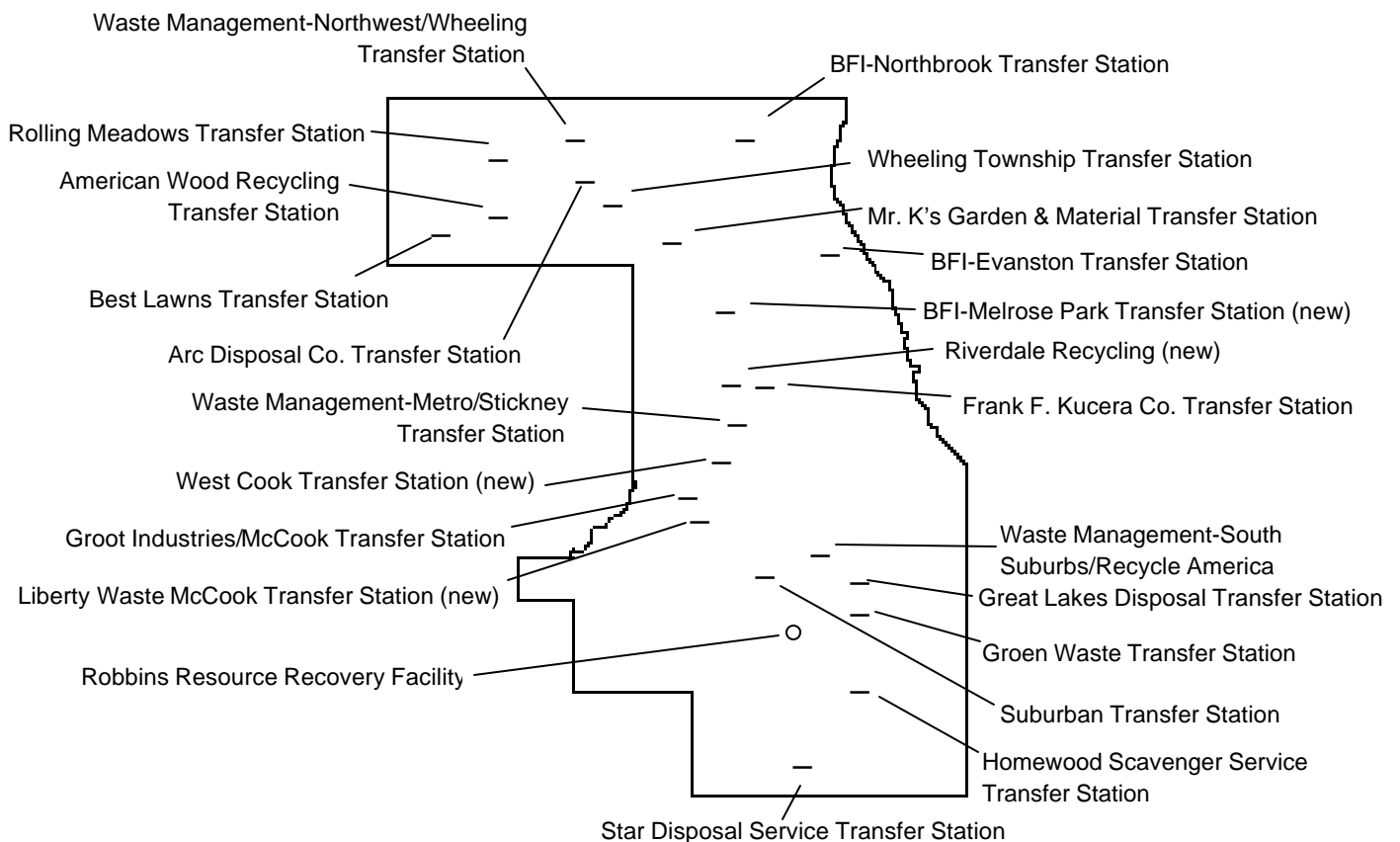
Questions and Complaints

Illinois EPA Region Two field office personnel investigate reports of suspected illegal waste disposal, and inspect the region's landfills, transfer stations and compost facilities, except in **DuPage, Kankakee, Lake, McHenry and Will counties and the city of Chicago**, where joint responsibility has been delegated to local authorities.

Questions or complaints concerning pollution control facilities, open dumping or other incidents should be directed to the office having jurisdiction over the site:

Continued on page R2.7

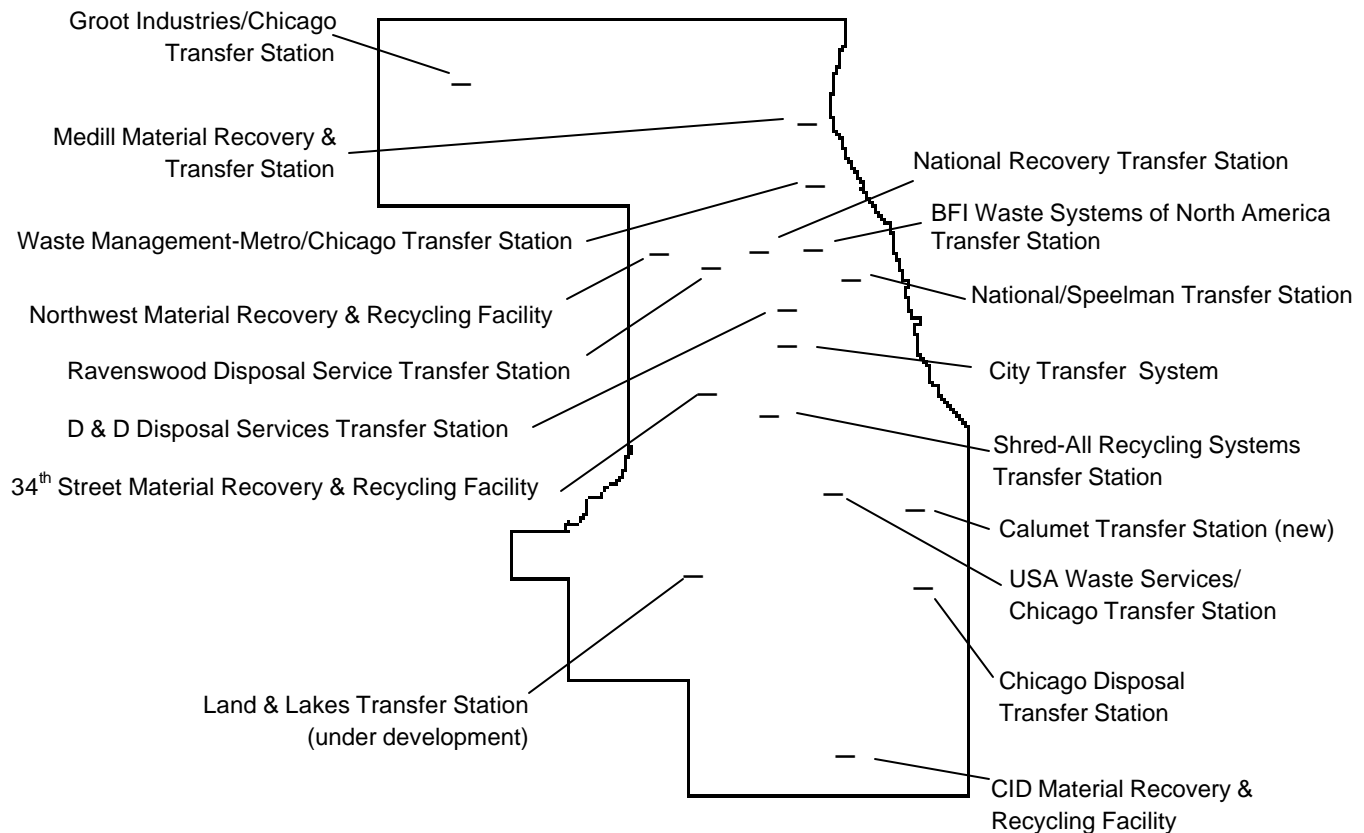
Cook County Transfer Stations and Incinerator



For Chicago's Transfer Stations, see p. R2.6

Region Two: Chicago Metropolitan

Chicago Transfer Stations



For Cook County's Transfer Stations, see p. R2.5

Six agencies hold delegation agreements

The Illinois EPA has delegated inspection authority to the following agencies in Region Two:

- DuPage County Solid Waste Department
- Kankakee County Health Department
- Lake County Health Department
- McHenry County Health Department
- Will County Land Use Dept., Waste Services Division
- Chicago Department of Environment

Delegation agreements authorize these agencies to conduct many of the duties that would otherwise have to be performed by the Illinois EPA field office: investigating and enforcing suspected violations of land pollution laws and regulations and reports of open dumping, and inspecting landfills, transfer stations and compost facilities permitted through the Agency's Bureau of Land. (Inspections also include industrial landfills, or monofills, and landfills that closed prior to 1996; these facilities are not included in this report.) DuPage County

Region Two: Chicago Metropolitan

contains two landfills (two closed) and two transfer stations. Kankakee County has one active landfill, two transfer stations and one new compost facility, the Starlight Drive-In.

Transfer Stations: Wastes Handled 1998

	Municipality	County	Tons
34th Street Material Recov.	Chicago	Cook	334,431
American Wood Recyc.	Hoffman Estates	Cook	21,000
Apollo Disposal Service	Momence	Kankakee	18,400
Arc Disposal Co.	Mt. Prospect	Cook	266,250
Banner-Western	Rockdale	Will	72,800
Best Lawns	Streamwood	Cook	658
BFI - Evanston	Evanston	Cook	195,000
BFI - Melrose Park	Melrose Park	Cook	250,000
BFI - Northbrook	Northbrook	Cook	191,000
BFI Waste Systems	Chicago	Cook	215,500
Calumet Transfer Station	Chicago	Cook	22,106
CDT Transfer MRF	Joliet	Will	N/A
Chicago Disposal	Chicago	Cook	119,600
CID Mat'l. Recovery	Chicago	Cook	240,483
Citiwaste	Joliet	Will	34,580
City Transfer Systems	Chicago	Cook	70,000
D & D Disposal Service	Chicago	Cook	313,200
DuKane Transfer	West Chicago	DuPage	N/A
DuPage Yard Waste	West Chicago	DuPage	25,000
E.C. Rizzi & Assoc.	Bolingbrook	Will	N/A
Frank F. Kucera Co.	Cicero	Cook	75,000
Great Lakes Disposal	Blue Island	Cook	N/A
Groen Waste	Blue Island	Cook	N/A
Groot Industries/Chicago	Chicago	Cook	352,824
Groot Industries/McCook	McCook	Cook	N/A
Homewood Scavenger	East Hazel Crest	Cook	103,480
Lake Forest Transfer Facility	Lake Forest	Lake	N/A
Land Restoration Products	Lake Bluff	Lake	3,500
Liberty Waste/McCook	McCook	Cook	197,000
Medill Mat'l. Recovery	Chicago	Cook	243,000
Mr. K's Garden & Mat'l.	Park Ridge	Cook	N/A
National Recovery	Chicago	Cook	273,840
National/Speelman	Chicago	Cook	105,363
Northwest Material Recov.	Chicago	Cook	N/A
Ravenswood Disposal	Chicago	Cook	N/A
Riverdale Recycling	Riverdale	Cook	N/A
Rolling Meadows	Rolling Meadows	Cook	N/A
Shred-All Recycling	Chicago	Cook	338,000
Speedway Disposal	Elburn	Kane	91,000
Star Disposal Service	Park Forest	Cook	94,120
Suburban	Crestwood	Cook	N/A
TCD Services	Wilmington	Will	N/A
United Disposal of Bradley	Bradley	Kankakee	N/A
USA Waste Services/Chicago	Chicago	Cook	195,750
Waste Mgt.-Metro/Chicago	Chicago	Cook	338,472
Waste Mgt.-Metro/Stickney	Stickney	Cook	452,582
Waste Mgt.-NW/Wheeling	Wheeling	Cook	275,000
Waste Mgt.-South Suburbs	Alsip	Cook	131,893
West Cook	Forest View	Cook	113,760
Wheeling Township	Glenview	Cook	266,079
Total			6,040,671

Questions and Complaints

Continued from page R2.5

Illinois EPA
1701 First Ave.
Maywood, Ill. 60153
Phone: 708-338-7900
Fax: 708-338-7752

Chicago Department of Environment
30 N. LaSalle Blvd., 25th Floor
Chicago, Ill. 60602
Phone: 312-744-7235
Fax: 312-744-5272 or 312-744-6451

DuPage County Solid Waste Div.
421 N. County Farm Road
Wheaton, Ill. 60187
Phone: 630-682-7373
Fax: 630-682-7374

Kankakee County Health Dept.
1115 Riverlane Drive
Bradley, Ill. 60915
Phone: 815-937-7860
Fax: 815-937-3568

Lake County Health Department
3010 Grand Ave.
Waukegan, Ill. 60085
Phone: 847-360-6742
Fax: 847-249-4972

McHenry County Health Department
2200 N. Seminary Ave., Route 47 N.
Woodstock, Ill. 60098
Phone: 815-334-4585
Fax: 815-338-7661

Will County Land Use Dept.
Waste Services Division
313 N. Chicago St.
Joliet, Ill. 60432
Phone: 815-727-8834
Fax: 815-722-3410

Region Two: Chicago Metropolitan

Municipal Waste Management Plans

The Solid Waste Planning and Recycling Act required all Illinois counties and the city of Chicago to develop, adopt and implement 20-year municipal waste management plans.

Plans include programs and recommendations to achieve solid waste management goals, which typically include waste reduction, recycling, incineration and landfilling as program options.

The law requires each plan to include a program designed to recycle 15 percent of municipal wastes by the end of the third year of the program and 25 percent of municipal wastes by the end of the fifth year, depending upon the availability of markets.

Every five years each plan must identify changes in planning areas, evaluate progress in plan implementation and, if necessary, revise plan recommendations and goals. The county also has the option of updating its solid waste generation rate. The plan is then submitted to the Illinois EPA for review and comment.

Five year plan updates have been adopted by city of Chicago, DuPage, Grundy, Kane, Lake, McHenry and Will counties.

Questions concerning these plans and their availability should be directed to the appropriate local administrators listed in Appendix K.

Details concerning Region Two landfills, transfer stations, and compost facilities follow on pages R2.9 through R2.100.

Lake County has two active and three closed landfills, one landscape waste transfer station, and seven compost facilities. McHenry County contains four compost facilities — two open and two closed. Will County has two active landfills, two inactive landfills, three active transfer stations, and two compost facilities. Chicago Department of Environment is responsible for inspecting one active and several closed landfills, and 16 transfer stations. The Agency's Maywood office inspects the hazardous waste landfill, CID RDF #4.

Recycling rates ranged from 16 to 42 percent

The Agency does not regulate recycling; however, it does survey recycling coordinators statewide. Coordinators in Region Two reported recycling rates ranging from 16 to 42 percent, giving the region an average recycling rate of 29 percent.

Four counties (Grundy, Kane, Kendall, and McHenry) have passed ordinances in support of recycling in residential and/or commercial sectors. In Cook County, Chicago and West Cook County Solid Waste Agency have passed similar ordinances in support of recycling.

Municipal Wastes Recycled

County	Estimated Population as of 7-1-98	Waste Generated		Waste Recycled	
		Tons	PCD	Tons	Percent
Cook (subtotal)	5,080,339	6,323,991		1,745,370	
Cook	620,000	678,900	6	175,400	26
Cook (Chicago) ^{1&2}	2,692,071	3,720,819	8.2	1,060,206	29
Cook (SSMMA)	537,215	281,809	1.9	59,313	21
Cook (SWANCC)	714,053	1,038,607	8	289,273	28
Cook (WCCSWA) ¹	517,000	603,856	6.4	161,178	27
DuPage	870,378	926,895	5.8	238,214	26
Grundy ¹	36,253	42,570	6.5	13,462	32
Kane ^{1&2}	380,801	582,960	6.9	243,582	42
Kankakee	102,107	126,715	6.8	34,377	24
Kendall ¹	49,856	49,284	5.7	10,842	22
Lake	605,116	824,940	7.5	336,834	41
McHenry ¹	236,952	245,485	5.8	60,226	25
Will	459,189	435,438	5.2	70,665	16
Totals	7,820,991	9,558,278	6.7	2,753,572	29%³

¹Has residential recycling ordinance.

²Has commercial recycling ordinance.

³Regional average.

Beecher Development Co. Landfill (inactive)

County	Will
Municipality	Beecher
Location	1055 W. Goodenow Road
Location ☎	708-946-2554
Hours of operation	N/A
Wastes accepted	Municipal, nonhazardous special, C & D debris
Tipping fee	N/A
Owner	Beecher Development Co.
Operator	John Sexton Contractors Co.

Facility Facts

Identification number	1978010001
Design capacity, airspace cu.yds.	N/A
Total permitted landfill area, acres	183
Permitted disposal area, acres	143
Highest permitted elevation, feet (msl)	780
Leachate monitoring stations	2
Groundwater monitoring wells	25
Methane collection system	Gas-to-energy (under construction)
Years remaining, estimated by landfill	0
Date/year to open C date/year to close	12-31-72 - 7-18-96

Wastes Received: 1996, 1997, 1998

	TOTAL WASTES ACCEPTED			OUT OF STATE WASTES ACCEPTED		
	gate cu. yds	tons	tons/day	gate cu/yds.	tons	% of total
1996	539,395	163,453	629	7,819	2,369	1
1997	0	0	0	0	0	0
1998	0	0	0	0	0	0

1997 State of Origin: N/A 1998 State of Origin: N/A

Remaining Capacities: Jan. 1, 1998, and Jan. 1, 1999

1998 certified gate cu. yds. (tons)	1,611,000*	(488,000)
1999 certified gate cu. yds. (tons)	1,611,000*	(488,000)

*Site continues to report capacity, although not accepting any waste since 7-18-96.

Audits and Inspections

Solid Waste Mgt. Fees paid in 1998	\$0
Last audited by Illinois EPA	N/A
Facility inspected by	Will County Waste Services Division & Ill. EPA, Maywood Reg. Office

Contacts

Owner

Beecher Development Co.
1815 S. Wolf Road
Hillside, Ill. 60162
☎ 708-449-1250

Operator

John Sexton Contractors Co.
1815 S. Wolf Road
Hillside, Ill. 60162
☎ 708-449-1250

CDT Landfill

County	Will
Municipality	Joliet
Location	2851 Mound Road
Location ☎	815-741-0736
Hours of operation	Mon.-Fri.: 6 a.m. - 4 p.m.; Sat.: 6 a.m. - noon
Wastes accepted	Municipal, nonhazardous special
Tipping fee	\$11.85 per cubic yard
Owner	CDT Landfill Corp.
Operator	CDT Landfill Corp.

Facility Facts

Identification number	1978170006
Design capacity, airspace cu.yds.	N/A
Total permitted landfill area, acres	55
Permitted disposal area, acres	50
Highest permitted elevation, feet (msl)	641
Leachate monitoring stations	9
Groundwater monitoring wells	32
Methane collection system	Gas-to-energy
Years remaining, estimated by landfill	0.5
Date/year to open C date/year to close	8-31-84 - 5-99

Wastes Received: 1996, 1997, 1998

	<u>TOTAL WASTES ACCEPTED</u>			<u>OUT OF STATE WASTES ACCEPTED</u>		
	gate cu. yds	tons	tons/day	gate cu/yds.	tons	% of total
1996	764,000	231,515	890	0	0	0
1997	625,000	189,394	728	0	0	0
1998	507,000	153,636	591	0	0	0

1997 State of Origin: N/A 1998 State of Origin: Illinois only

Remaining Capacities: Jan. 1, 1998, and Jan. 1, 1999

1998 certified gate cu. yds. (tons)	540,000	(164,000)
1999 certified gate cu. yds. (tons)	86,000	(26,000)

Audits and Inspections

Solid Waste Mgt. Fees paid in 1998	\$147,441
Last audited by Illinois EPA	2-10-98
Facility inspected by	Will County Waste Services Division & Ill. EPA, Maywood Reg. Office

Contacts

Owner	Operator
CDT Landfill Corp. 2851 Mound Road Joliet, Ill. 60436 ☎ 815-741-0736	CDT Landfill Corp. 2851 Mound Road Joliet, Ill. 60436 ☎ 815-741-0736

CID Recycling and Disposal Facility #3

County	Cook
Municipality	Chicago/Calumet City**
Location	138th St. and I-94
Location ☎	773-646-3099
Hours of operation	Mon.-Fri.: 8:30 a.m. - 3 p.m.
Wastes accepted	Nonhazardous special, municipal, inert
Tipping fee	\$20 per cubic yard
Owner	Waste Management of Illinois Inc.*
Operator	Waste Management of Illinois Inc.*

*A subsidiary of USA Waste Services Inc./Waste Management Inc. Midwest ; **Facility lies in both jurisdictions.

Facility Facts

Identification number	0316000030
Design capacity, airspace cu.yds.	N/A
Total permitted landfill area, acres	175
Permitted disposal area, acres	173
Highest permitted elevation, feet (msl)	746
Leachate monitoring stations	13
Groundwater monitoring wells	38
Methane collection system	Gas-to-energy
Years remaining, estimated by landfill	5.5
Date/year to open C date/year to close	12-31-67 - 2003

Wastes Received: 1996, 1997, 1998

	TOTAL WASTES ACCEPTED			OUT OF STATE WASTES ACCEPTED		
	gate cu. yds	tons	tons/day	gate cu/yds.	tons	% of total
1996	549,000	166,364	640	6,373	1,931	1
1997	449,492	136,210	523	10,542	3,195	2
1998	194,718	59,005	227	7,283	2,207	4

1997 State of Origin: Indiana, Michigan, Wisconsin 1998 State of Origin: Indiana

Remaining Capacities: Jan. 1, 1998, and Jan. 1, 1999

1998 certified gate cu. yds. (tons)	1,261,000	(382,121)
1999 certified gate cu. yds. (tons)	1,066,000	(323,000)

Audits and Inspections

Solid Waste Mgt. Fees paid in 1998	\$90,270
Last audited by Illinois EPA	7-28-98
Facility inspected by	Chicago Dept. of Env. & Ill. EPA, Maywood Reg. Office

Contacts

Owner

Waste Management of Illinois Inc.*
P.O. Box 1309
Calumet City, Ill. 60409
☎ 773-646-3099

Operator

Waste Management of Illinois Inc.*
P.O. Box 1309
Calumet City, Ill. 60409
☎ 773-646-3099

*A subsidiary of USA Waste Services Inc./Waste Management Inc. Midwest, 1001 Fannin, Suite 4000, Houston, Tex. 77002 *
713-512-6200

CID Recycling and Disposal Facility #4

County	Cook
Municipality	Calumet City/Chicago**
Location	138th St. and I-94
Location ☎	773-646-3099
Hours of operation	Mon.-Fri.: 8:30 a.m. - 3 p.m.
Wastes accepted	Nonhazardous special, hazardous***
Tipping fee	\$20 per cubic yard
Owner	Waste Management of Illinois Inc.*
Operator	Waste Management of Illinois Inc.*

*A subsidiary of USA Waste Services Inc./Waste Management Inc. Midwest; **Facility lies in both jurisdictions. ***Holds permit to accept hazardous waste.

Facility Facts

Identification number	0310390001
Design capacity, airspace cu.yds.	N/A
Total permitted landfill area, acres	115
Permitted disposal area, acres	13
Highest permitted elevation, feet (msl)	629
Leachate monitoring stations	11
Groundwater monitoring wells	23
Methane collection system	None
Years remaining, estimated by landfill	19
Date/year to open C date/year to close	1974 - 2018

Wastes Received: 1996, 1997, 1998

	<u>TOTAL WASTES ACCEPTED</u>			<u>OUT OF STATE WASTES ACCEPTED</u>		
	gate cu. yds	tons	tons/day	gate cu/yds.	tons	% of total
1996	0	0	0	0	0	0
1997	405	123	0	0	0	0
1998	49,946	15,135	58	1,320	400	3

1997 State of Origin: N/A 1998 State of Origin: Illinois only

Remaining Capacities: Jan. 1, 1998, and Jan. 1, 1999

1998 certified gate cu. yds. (tons)	1,011,000	(306,000)
1999 certified gate cu. yds. (tons)	970,000	(294,000)

Audits and Inspections

Solid Waste Mgt. Fees paid in 1998	\$25,031
Last audited by Illinois EPA	5-7-96
Facility inspected by	Illinois EPA, Maywood Regional Office

*On-site generated waste only.

Contacts

Owner

Waste Management of Illinois Inc.*
P.O. Box 1309
Calumet City, Ill. 60409
☎ 773-646-3099

Operator

Waste Management of Illinois Inc.*
P.O. Box 1309
Calumet City, Ill. 60409
☎ 773-646-3099

*A subsidiary of USA Waste Services Inc./Waste Management Inc. Midwest, 1001 Fannin, Suite 4000, Houston, Tex. 77002 *
713-512-6200

Community Landfill

County	Grundy
Municipality	Morris
Location	1501 Ashley Road
Location ☎	815-942-3941
Hours of operation	Mon.-Fri.: 7 a.m. - 4 p.m.
Wastes accepted	Municipal, nonhazardous special
Tipping fee	\$8.50 per cubic yard
Owner	City of Morris
Operator	Community Landfill Co.

Facility Facts

Identification number	0630600001
Design capacity, airspace cu.yds.	1,000,000
Total permitted landfill area, acres	119
Permitted disposal area, acres	95
Highest permitted elevation, feet (msl)	584
Leachate monitoring stations	N/A
Groundwater monitoring wells	9
Methane collection system	Gas-to-energy (planned)
Years remaining, estimated by landfill	5.5
Date/year to open C date/year to close	1976 - 2005

*Permit application for 1-million-cu.-yd. expansion under review at press time; landfill life could increase to 2011.

Wastes Received: 1996, 1997, 1998

	<u>TOTAL WASTES ACCEPTED</u>			<u>OUT OF STATE WASTES ACCEPTED</u>		
	gate cu. yds	tons	tons/day	gate cu/yds.	tons	% of total
1996	297,988	90,299	347	0	0	0
1997	150,753	45,683	176	0	0	0
1998	248,125	75,189	289	0	0	0

1997 State of Origin: N/A 1998 State of Origin: Illinois only

Remaining Capacities: Jan. 1, 1998, and Jan. 1, 1999

1998 certified gate cu. yds. (tons)	1,624,000	(492,000)
1999 certified gate cu. yds. (tons)	1,367,000	(414,000)

Audits and Inspections

Solid Waste Mgt. Fees paid in 1998	\$5,413
Last audited by Illinois EPA	8-5-97
Facility inspected by	Illinois EPA, Maywood Regional Office

Contacts

Owner

City of Morris
320 Wauponsee St.
Morris, Ill. 60450
☎ 815-942-0103

Operator

Community Landfill Co.
13901 S. Ashland Ave.
Riverdale, Ill. 60827
☎ 708-388-9910

Congress Development Co. Landfill

County	Cook
Municipality	Hillside
Location	4100 W. Frontage Road
Location ☎	N/A
Hours of operation	Mon.-Fri.: 6 a.m. - 4 p.m.
Wastes accepted	Municipal, construction & demolition debris
Tipping fee	\$40.10 per ton
Owner	Congress Development Co.
Operator	John Sexton Sand & Gravel Corp.

Facility Facts

Identification number	0318170002
Design capacity, airspace cu.yds.	N/A
Total permitted landfill area, acres	72
Permitted disposal area, acres	55
Highest permitted elevation, feet (msl)	700
Leachate monitoring stations	25
Groundwater monitoring wells	9
Methane collection system	Gas-to-energy (under construction)
Years remaining, estimated by landfill	1
Date/year to open C date/year to close	12-31-80 - 3-00

Wastes Received: 1996, 1997, 1998

	<u>TOTAL WASTES ACCEPTED</u>			<u>OUT OF STATE WASTES ACCEPTED</u>		
	gate cu. yds	tons	tons/day	gate cu/yds.	tons	% of total
1996	1,682,700	509,909	1,961	0	0	0
1997	341,138	103,375	398	0	0	0
1998	842,646	225,347	867	0	0	0

1997 State of Origin: N/A 1998 State of Origin: Illinois only

Remaining Capacities: Jan. 1, 1998, and Jan. 1, 1999

1998 certified gate cu. yds. (tons)	1,728,000	(524,000)
1999 certified gate cu. yds. (tons)	1,052,000	(319,000)

Audits and Inspections

Solid Waste Mgt. Fees paid in 1998	\$243,082
Last audited by Illinois EPA	5-12-98
Facility inspected by	Illinois EPA, Maywood Regional Office

Contacts

Owner

Congress Development Co.
1815 S. Wolf Road
Hillside, Ill. 60162
☎ 708-547-3703

Operator

John Sexton Sand & Gravel Corp.
1815 S. Wolf Road
Hillside, Ill. 60162
☎ 708-547-3703

Countryside Landfill

County	Lake
Municipality	Grayslake
Location	31725 N. Route 83
Location ☎	847-223-2722
Hours of operation	Mon.-Fri.: 6 a.m. - 3:30 p.m.; Sat.: 7 a.m. - 11:30 a.m.
Wastes accepted	Municipal, nonhazardous special
Tipping fee	\$12 per cubic yard
Owner	Countryside Landfill*
Operator	Countryside Landfill

*A subsidiary of USA Waste Services Inc./Waste Management Inc. Midwest

Facility Facts

Identification number	0970250003
Design capacity, airspace cu.yds.	14,400,000
Total permitted landfill area, acres	201
Permitted disposal area, acres	153
Highest permitted elevation, feet (msl)	930
Leachate monitoring stations	9
Groundwater monitoring wells	42
Methane collection system	Operational; flares and gas-to-energy (planned)
Years remaining, estimated by landfill	17
Date/year to open C date/year to close	12-7-76 - 2017

Wastes Received: 1996, 1997, 1998

	<u>TOTAL WASTES ACCEPTED</u>			<u>OUT OF STATE WASTES ACCEPTED</u>		
	gate cu. yds	tons	tons/day	gate cu/yds.	tons	% of total
1996	1,328,669	402,627	1,549	0	0	0
1997	1,189,121	360,340	1,386	0	0	0
1998	1,382,555	418,956	1,611	0	0	0

1997 State of Origin: N/A 1998 State of Origin: Illinois only

Remaining Capacities: Jan. 1, 1998, and Jan. 1, 1999

1998 certified gate cu. yds. (tons)	35,331,000	(10,706,000)
1999 certified gate cu. yds. (tons)	24,062,000	(7,292,000)

Audits and Inspections

Solid Waste Mgt. Fees paid in 1998	\$444,461
Last audited by Illinois EPA	11-5-98
Facility inspected by	Lake County Health Department & Ill. EPA, Maywood Reg. Office

Contacts

Owner	Operator
Countryside Landfill*	Countryside Landfill
31725 N. Route 83	31725 N. Route 83
Grayslake, Ill. 60030	Grayslake, Ill. 60030
☎ 847-223-2722	☎ 847-223-2722

*A subsidiary of USA Waste Services Inc./Waste Management Inc. Midwest, 1001 Fannin, Suite 4000, Houston, Tex. 77002
713-512-6200; Northern Regional Office: 310 Leger Road, N. Huntingdon, Penn. 15642 * 422-861-8730

Environtech Landfill

County	Grundy
Municipality	Morris
Location	1800 N. Ashley Road
Location ☎	815-942-1800
Hours of operation	Mon.-Fri.: 6 a.m. - 3 p.m.
Wastes accepted	Municipal, nonhazardous special
Tipping fee	\$25 per ton
Owner	Environtech Inc.*
Operator	Environtech Inc.*

*A subsidiary of American Disposal Services of Illinois

Facility Facts

Identification number	0638140002
Design capacity, airspace cu.yds.	N/A
Total permitted landfill area, acres	169
Permitted disposal area, acres	78
Highest permitted elevation, feet (msl)	592
Leachate monitoring stations	1
Groundwater monitoring wells	11
Methane collection system	None
Years remaining, estimated by landfill	22.5
Date/year to open C date/year to close	9-5-87 - 2021

Wastes Received: 1996, 1997, 1998

	<u>TOTAL WASTES ACCEPTED</u>			<u>OUT OF STATE WASTES ACCEPTED</u>		
	gate cu. yds	tons	tons/day	gate cu/yds.	tons	% of total
1996	506,463	153,474	590	0	0	0
1997	485,470	147,112	566	0	0	0
1998	433,093	131,240	505	0	0	0

1997 State of Origin: N/A 1998 State of Origin: Illinois only

Remaining Capacities: Jan. 1, 1998, and Jan. 1, 1999

1998 certified gate cu. yds. (tons)	11,213,000*	(3,398,000)
1999 certified gate cu. yds. (tons)	9,737,000	(2,951,000)

*Includes permit for 13-million-in-place-cu.-yd. expansion approved 11-26-97.

Audits and Inspections

Solid Waste Mgt. Fees paid in 1998	\$117,896
Last audited by Illinois EPA	8-5-97
Facility inspected by	Illinois EPA, Maywood Regional Office

Contacts

Owner	Operator
Environtech Inc.* 1800 N. Ashley Road Morris, Ill. 60450 ☎ 815-942-1800	Environtech Inc.* 1800 N. Ashley Road Morris, Ill. 60450 ☎ 815-942-1800

*A subsidiary of American Disposal Services of Illinois, RR 3, Box 646, Pontiac, Ill. 61764 * 815-844-3911

Greene Valley Landfill (closed)

County	DuPage
Municipality	Naperville
Location	9 S. 610 Greene Road
Location ☎	630-232-7664
Hours of operation	N/A
Wastes accepted	Municipal, nonhazardous special
Tipping fee	N/A
Owner	Forest Preserve District of DuPage County
Operator	Waste Management of Illinois Inc.*

*A subsidiary of USA Waste Services Inc./Waste Management Inc. Midwest

Facility Facts

Identification number	0438030001
Design capacity, airspace cu.yds.	N/A
Total permitted landfill area, acres	258
Permitted disposal area, acres	198
Highest permitted elevation, feet (msl)	894
Leachate monitoring stations	6
Groundwater monitoring wells	25
Methane collection system	Gas-to-energy
Years remaining, estimated by landfill	0
Date/year to open C date/year to close	1974 - 8-31-96*

*Certified closed Feb. 26, 1999.

Wastes Received: 1996, 1997, 1998

	<u>TOTAL WASTES ACCEPTED</u>			<u>OUT OF STATE WASTES ACCEPTED</u>		
	gate cu. yds	tons	tons/day	gate cu/yds.	tons	% of total
1996	6,586,306	1,995,850	7,676	0	0	0
1997	0	0	0	0	0	0
1998	0	0	0	0	0	0

1997 State of Origin: N/A 1998 State of Origin: N/A

Remaining Capacities: Jan. 1, 1998, and Jan. 1, 1999

1998 certified gate cu. yds. (tons)	0	(0)
1999 certified gate cu. yds. (tons)	0	(0)

Audits and Inspections

Solid Waste Mgt. Fees paid in 1998	0
Last audited by Illinois EPA	6-11-96
Facility inspected by	DuPage County Solid Waste Department & Ill. EPA, Maywood Reg. Office

Contacts

Owner	Operator
Forest Preserve District of DuPage County 9 S. 610 Greene Road Naperville, Ill. 60565 ☎ 630-904-1010	Waste Management of Illinois Inc.* 9 S. 610 Greene Road Naperville, Ill. 60540 ☎ 630-904-1010

*A subsidiary of USA Waste Services Inc./Waste Management Inc. Midwest, 1001 Fannin, Suite 4000, Houston, Tex. 77002
713-512-6200

Kankakee Recycling and Disposal Facility

County	Kankakee
Municipality	Chebalse
Location	6000 South Road 150 East
Location ☎	815-937-5539
Hours of operation	Mon.-Fri.: 6:30 a.m. - 3:30 p.m.
Wastes accepted	Municipal, nonhazardous special**
Tipping fee	\$10 per cubic yard (loose)
Owner	Waste Management of Illinois Inc.
Operator	Waste Management of Illinois Inc.*

*A subsidiary of USA Waste Services Inc./Waste Management Inc. Midwest; **County wastes only.

Facility Facts

Identification number	0910550006
Design capacity, airspace cu.yds.	N/A
Total permitted landfill area, acres	83
Permitted disposal area, acres	55
Highest permitted elevation, feet (msl)	709
Leachate monitoring stations	13
Groundwater monitoring wells	20
Methane collection system	Gas-to-energy
Years remaining, estimated by landfill	9
Date/year to open C date/year to close	12-31-74 - 2007

Wastes Received: 1996, 1997, 1998

	<u>TOTAL WASTES ACCEPTED</u>			<u>OUT OF STATE WASTES ACCEPTED</u>		
	gate cu. yds	tons	tons/day	gate cu/yds.	tons	% of total
1996	397,162	120,352	463	0	0	0
1997	390,512	118,337	455	0	0	0
1998	288,212	87,337	336	0	0	0

1997 State of Origin: N/A 1998 State of Origin: Illinois only

Remaining Capacities: Jan. 1, 1998, and Jan. 1, 1999

1998 certified gate cu. yds. (tons)	3,909,000	(1,185,000)
1999 certified gate cu. yds. (tons)	2,702,000	(819,000)

Audits and Inspections

Solid Waste Mgt. Fees paid in 1998	\$95,414
Last audited by Illinois EPA	9-22-98
Facility inspected by	Kankakee County Health Department & Ill. EPA, Maywood Reg. Office

Contacts

Owner	Operator
Waste Management of Illinois Inc. 6000 South Road Chebalse, Ill. 60922 ☎ 815-937-5539	Waste Management of Illinois Inc.* 6000 South Road Chebalse, Ill. 60922 ☎ 815-937-5539

*A subsidiary of USA Waste Services Inc./Waste Management Inc. Midwest, 1001 Fannin, Suite 4000, Houston, Tex. 77002
713-512-6200

Lake County Grading Co. Landfill (closed)

County	Lake
Municipality	Libertyville
Location	Southeast corner, intersection of Routes 21 and 120
Location ☎	847-362-2590
Hours of operation	N/A
Wastes accepted	Construction & demolition debris
Tipping fee	N/A
Owner	Lake County Grading Co.*
Operator	Lake County Grading Co.

*Trust #173, Bank of Waukegan.

Facility Facts

Identification number	0970900001
Design capacity, airspace cu.yds.	57
Total permitted landfill area, acres	N/A
Permitted disposal area, acres	N/A
Highest permitted elevation, feet (msl)	N/A
Leachate monitoring stations	N/A
Groundwater monitoring wells	0
Methane collection system	5
Years remaining, estimated by landfill	0
Date/year to open C date/year to close	4-24-72 - 8-22-95

Wastes Received: 1996, 1997, 1998

	TOTAL WASTES ACCEPTED			OUT OF STATE WASTES ACCEPTED		
	gate cu. yds	tons	tons/day	gate cu/yds.	tons	% of total
1996	0	0	0	0	0	0
1997	0	0	0	0	0	0
1998	0	0	0	0	0	0

1997 State of Origin: N/A 1998 State of Origin: N/A

Remaining Capacities: Jan. 1, 1998, and Jan. 1, 1999

1998 certified gate cu. yds. (tons)	0	(0)
1999 certified gate cu. yds. (tons)	0	(0)

Audits and Inspections

Solid Waste Mgt. Fees paid in 1998	0
Last audited by Illinois EPA	N/A
Facility inspected by	Lake County Health Department & Ill. EPA, Maywood Reg. Office

Contacts

Owner	Operator
Lake County Grading Co.* Routes 21 and 120, Box 1 Libertyville, Ill. 60048 ☎ 847-362-2590	Lake County Grading Co. Routes 21 and 120, Box 1 Libertyville, Ill. 60048 ☎ 847-362-2590

*Trust #173, Bank of Waukegan, 1601 N. Lewis Ave., Waukegan, Ill. 60085 * 708-362-2590

Land & Lakes #3/Harbor View Landfill (closed)

County	Cook
Municipality	Chicago
Location	2000 E. 122nd St.
Location ☎	773-646-1138
Hours of operation	Mon.-Fri.: 7 a.m. - 3:30 p.m.; Sat.: 5:30 a.m. - 1:30 p.m.
Wastes accepted	Municipal, nonhazardous special
Tipping fee	\$11.50 per cubic yard
Owner	Stony Island Reclamation Co.*
Operator	Land & Lakes Co.

*An affiliate of Land and Lakes Co.

Facility Facts

Identification number	0316000034
Design capacity, airspace cu.yds.	N/A
Total permitted landfill area, acres	79
Permitted disposal area, acres	69
Highest permitted elevation, feet (msl)	667
Leachate monitoring stations	N/A
Groundwater monitoring wells	18
Methane collection system	Gas-to-energy
Years remaining, estimated by landfill	0
Date/year to open C date/year to close	12-31-78 - 10-16-98

Wastes Received: 1996, 1997, 1998

	<u>TOTAL WASTES ACCEPTED</u>			<u>OUT OF STATE WASTES ACCEPTED</u>		
	gate cu. yds	tons	tons/day	gate cu/yds.	tons	% of total
1996	724,274	219,477	844	55,906	16,941	8
1997	707,047	214,257	824	50,540	15,315	7
1998	2,098,965	636,050	2,446	60,628	18,372	3

1997 State of Origin: Indiana 1998 State of Origin: Indiana

Remaining Capacities: Jan. 1, 1998, and Jan. 1, 1999

1998 certified gate cu. yds. (tons)	4,326,000	(1,311,000)
1999 certified gate cu. yds. (tons)	0	(0)

Audits and Inspections

Solid Waste Mgt. Fees paid in 1998	\$499,112
Last audited by Illinois EPA	7-22-97
Facility inspected by	Chicago Dept. of Env. & Ill. EPA, Maywood Reg. Office

Contacts

Owner

Stony Island Reclamation Co.*
123 N. Northwest Highway, P.O. Box 778
Park Ridge, Ill. 60068
☎ 847-825-5000

Operator

Land & Lakes Co.
123 N. Northwest Highway, P.O. Box 778
Park Ridge, Ill. 60068
☎ 847-825-5000

*An affiliate of Land and Lakes Co.

Laraway Recycling and Disposal Facility

County	Will
Municipality	Elwood
Location	21101 W. Laraway Road
Location ☎	815-727-6148
Hours of operation	Mon.-Fri.: 6:30 a.m. - 2:30 p.m.
Wastes accepted	Nonhazardous special, chemical
Tipping fee	\$23.50 per cubic yard
Owner	Waste Management of Illinois Inc.*
Operator	Waste Management of Illinois Inc.*

*A subsidiary of USA Waste Services Inc./Waste Management Inc. Midwest

Facility Facts

Identification number	1970450002
Design capacity, airspace cu.yds.	N/A
Total permitted landfill area, acres	N/A
Permitted disposal area, acres	N/A
Highest permitted elevation, feet (msl)	N/A
Leachate monitoring stations	N/A
Groundwater monitoring wells	N/A
Methane collection system	None
Years remaining, estimated by landfill	3
Date/year to open C date/year to close	1972 - 2002

Wastes Received: 1996, 1997, 1998

	<u>TOTAL WASTES ACCEPTED</u>			<u>OUT OF STATE WASTES ACCEPTED</u>		
	gate cu. yds	tons	tons/day	gate cu/yds.	tons	% of total
1996	133,861	40,564	156	67,317	20,399	50
1997	137,700	41,727	583	28,264	8,565	21
1998	221,879	67,236	259	27,125	8,220	12

1997 State of Origin: Indiana, Minnesota 1998 State of Origin: Indiana

Remaining Capacities: Jan. 1, 1998, and Jan. 1, 1999

1998 certified gate cu. yds. (tons)	951,000	(288,000)
1999 certified gate cu. yds. (tons)	740,000	(224,000)

Audits and Inspections

Solid Waste Mgt. Fees paid in 1998	\$12,067
Last audited by Illinois EPA	6-9-98
Facility inspected by	Will County Waste Services Division & Ill. EPA, Maywood Reg. Office

Contacts

Owner	Operator
Waste Management of Illinois Inc.* 21101 W. Laraway Road Elwood, Ill. 60421 ☎ 815-727-6148	Waste Management of Illinois Inc.* 21101 W. Laraway Road Elwood, Ill. 60421 ☎ 815-727-6148

*A subsidiary of USA Waste Services Inc./Waste Management Inc. Midwest, 1001 Fannin, Suite 4000, Houston, Tex. 77002
713-512-6200

Mallard Lake Landfill (closed)

County	DuPage
Municipality	Hanover Park
Location	26 W. 580 Schick Road
Location ☎	630-894-9000
Hours of operation	Mon.-Fri.: 6 a.m. - 4 p.m.; Sat.: 6 a.m. - noon
Wastes accepted	Municipal, nonhazardous special
Tipping fee	\$32 per ton (with variations)
Owner	Forest Preserve District of DuPage County
Operator	BFI Waste Systems of North America Inc.*

*A subsidiary of Browning-Ferris Industries Inc.

Facility Facts

Identification number	0438010004
Design capacity, airspace cu.yds.	N/A
Total permitted landfill area, acres	268
Permitted disposal area, acres	230
Highest permitted elevation, feet (msl)	985
Leachate monitoring stations	18
Groundwater monitoring wells	40
Methane collection system	Gas-to-energy
Years remaining, estimated by landfill	0
Date/year to open C date/year to close	12-31-75 - 3-9-99

Wastes Received: 1996, 1997, 1998

	<u>TOTAL WASTES ACCEPTED</u>			<u>OUT OF STATE WASTES ACCEPTED</u>		
	gate cu. yds	tons	tons/day	gate cu/yds.	tons	% of total
1996	4,520,040	1,369,709	5,268	0	0	0
1997	3,174,600	962,000	3,700	0	0	0
1998	3,152,203	955,213	3,674	0	0	0

1997 State of Origin: N/A 1998 State of Origin: Illinois only

Remaining Capacities: Jan. 1, 1998, and Jan. 1, 1999

1998 certified gate cu. yds. (tons)	2,657,000	(805,000)
1999 certified gate cu. yds. (tons)	536,000	(162,000)

Audits and Inspections

Solid Waste Mgt. Fees paid in 1998	\$780,374
Last audited by Illinois EPA	3-17-98
Facility inspected by	DuPage County Solid Waste Department & Ill. EPA, Maywood Reg. Office

Contacts

Owner	Operator
Forest Preserve District of DuPage County 26 W. 580 Schick Road Hanover Park, Ill. 60103 ☎ 630-894-9000	BFI Waste Systems of North America Inc.* 26 W. 580 Schick Road Hanover Park, Ill. 60103 ☎ 630-894-9000

*A subsidiary of Brown-Ferris Industries Inc., 757 N. Eldridge, Houston, Texas 77079 * 281-870-8100

River Bend Prairie Landfill

County	Cook
Municipality	Dolton
Location	801 E. 138th St.
Location ☎	312-264-8508
Hours of operation	Mon.-Sat.: 5:30 a.m. - 7 p.m.
Wastes accepted	Municipal, nonhazardous special
Tipping fee	\$11.50 per cubic yard
Owner	Land & Lakes Co.
Operator	Land & Lakes Co.

Facility Facts

Identification number	0310690003
Design capacity, airspace cu.yds.	10,800,000
Total permitted landfill area, acres	68
Permitted disposal area, acres	55
Highest permitted elevation, feet (msl)	690
Leachate monitoring stations	12
Groundwater monitoring wells	29
Methane collection system	Gas-to-energy
Years remaining, estimated by landfill	18
Date/year to open C date/year to close	12-31-77 - 2016

Wastes Received: 1996, 1997, 1998

	<u>TOTAL WASTES ACCEPTED</u>			<u>OUT OF STATE WASTES ACCEPTED</u>		
	gate cu. yds	tons	tons/day	gate cu/yds.	tons	% of total
1996	279,114	84,580	325	258	78	<1
1997	292,224	88,553	340	5,100	1,545	<1
1998	297,172	90,052	346	12,674	3,841	4

1997 State of Origin: Indiana 1998 State of Origin: Indiana

Remaining Capacities: Jan. 1, 1998, and Jan. 1, 1999

1998 certified gate cu. yds. (tons)	210,000	(64,000)
1999 certified gate cu. yds. (tons)	12,851,000*	(3,894,000)

*Includes an 11 million in-place cubic yard expansion permitted on 10-21-98.

Audits and Inspections

Solid Waste Mgt. Fees paid in 1998	\$68,049
Last audited by Illinois EPA	5-19-98
Facility inspected by	Illinois EPA, Maywood Regional Office

Contacts

Owner

Land & Lakes Co.
123 N. Northwest Highway, P.O. Box 778
Park Ridge, Ill. 60068
☎ 847-825-5000

Operator

Land & Lakes Co.
123 N. Northwest Highway, P.O. Box 778
Park Ridge, Ill. 60068
☎ 847-825-5000

Settler's Hill Recycling and Disposal Facility

County	Kane
Municipality	Batavia
Location	1031 E. Fabyan Parkway
Location ☎	630-232-7664
Hours of operation	Mon.-Sat.: 6 a.m. - 6 p.m.
Wastes accepted	Municipal, nonhazardous special
Tipping fee	\$33 per ton
Owner	Kane County
Operator	Waste Management of Illinois Inc.*

*A subsidiary of USA Waste Services Inc./Waste Management Inc. Midwest

Facility Facts

Identification number	0890100009
Design capacity, airspace cu.yds.	10,600,000
Total permitted landfill area, acres	291
Permitted disposal area, acres	197
Highest permitted elevation, feet (msl)	903
Leachate monitoring stations	9
Groundwater monitoring wells	25
Methane collection system	Gas-to-energy
Years remaining, estimated by landfill	7
Date/year to open C date/year to close	1982 - 2006

Wastes Received: 1996, 1997, 1998

	<u>TOTAL WASTES ACCEPTED</u>			<u>OUT OF STATE WASTES ACCEPTED</u>		
	gate cu. yds	tons	tons/day	gate cu/yds.	tons	% of total
1996	2,473,276	749,478	2,883	16	5	<1
1997	3,387,618	1,026,551	3,948	0	0	0
1998	3,050,916	924,520	3,556	36	11	<1

1997 State of Origin: N/A 1998 State of Origin: Wisconsin

Remaining Capacities: Jan. 1, 1998, and Jan. 1, 1999

1998 certified gate cu. yds. (tons)	12,291,000	(3,725,000)
1999 certified gate cu. yds. (tons)	22,517,000*	(6,823,000)

*Includes an expansion.

Audits and Inspections

Solid Waste Mgt. Fees paid in 1998	\$675,518
Last audited by Illinois EPA	6-23-98
Facility inspected by	Illinois EPA, Maywood Regional Office

Contacts

Owner

Kane County
719 S. Batavia Ave.
Geneva, Ill. 60134
☎ 630-208-5173

Operator

Waste Management of Illinois Inc.*
1031 E. Fabyan Parkway
Batavia, Ill. 60510
☎ 630-232-7664

*A subsidiary of USA Waste Services Inc./Waste Management Inc. Midwest, 1001 Fannin, Suite 4000, Houston, Tex. 77002 *
713-512-6200

Wheatland Prairie Recycling and Disposal Facility

County	Will
Municipality	Plainfield
Location	25244 W. 111th St.
Location ☎	630-232-7664
Hours of operation	Mon.-Fri.: 6:30 a.m. - 3:30 p.m.**
Wastes accepted	Municipal, nonhazardous special
Tipping fee	\$35 per ton
Owner	Waste Management of Illinois Inc.*
Operator	Waste Management of Illinois Inc.*

*A subsidiary of USA Waste Services Inc./Waste Management Inc. Midwest; **Re-opened 8-26-96, previously inactive.

Facility Facts

Identification number	1978200004
Design capacity, airspace cu.yds.	1,860,000
Total permitted landfill area, acres	158
Permitted disposal area, acres	70
Highest permitted elevation, feet (msl)	720
Leachate monitoring stations	4
Groundwater monitoring wells	32
Methane collection system	None
Years remaining, estimated by landfill	3
Date/year to open C date/year to close	12-31-87 - 2001

Wastes Received: 1996, 1997, 1998

	TOTAL WASTES ACCEPTED			OUT OF STATE WASTES ACCEPTED		
	gate cu. yds	tons	tons/day	gate cu/yds.	tons	% of total
1996	326,898	99,060	381	0	0	0
1997	755,232	228,858	880	0	0	0
1998	1,008,693	305,665	1,175	0	0	0

1997 State of Origin: N/A 1998 State of Origin: Illinois only

Remaining Capacities: Jan. 1, 1998, and Jan. 1, 1999

1998 certified gate cu. yds. (tons)	2,570,000	(779,000)
1999 certified gate cu. yds. (tons)	2,808,000	(851,000)

Audits and Inspections

Solid Waste Mgt. Fees paid in 1998	\$266,382
Last audited by Illinois EPA	3-12-98
Facility inspected by	Will County Waste Services Division & Ill. EPA, Maywood Reg. Office

Contacts

Owner	Operator
Waste Management of Illinois Inc.* 25244 W. 111th St. Plainfield, Ill. 60544 ☎ 630-904-1010	Waste Management of Illinois Inc.* 25244 W. 111th St. Plainfield, Ill. 60544 ☎ 630-904-1010

*A subsidiary of USA Waste Services Inc./Waste Management Inc. Midwest, 1001 Fannin, Suite 4000, Houston, Tex. 77002 * 713-512-6200

Winthrop Harbor/BFI #1 - Phase B (closed)

County	Lake
Municipality	Zion
Location	701 Green Bay Road
Location ☎	847-746-5777
Hours of operation	N/A
Wastes accepted	Municipal, nonhazardous special
Tipping fee	N/A
Owner	BFI Waste Systems of North America Inc.*
Operator	BFI Waste Systems of North America Inc.

*Facility is replaced by Zion Landfill, now open.

Facility Facts

Identification number	0978020001
Design capacity, airspace cu.yds.	N/A
Total permitted landfill area, acres	178
Permitted disposal area, acres	10
Highest permitted elevation, feet (msl)	810
Leachate monitoring stations	2
Groundwater monitoring wells	50
Methane collection system	Gas-to-energy (planned)
Years remaining, estimated by landfill	0
Date/year to open C date/year to close	12-31-75 - 7-18-97

Wastes Received: 1996, 1997, 1998

	TOTAL WASTES ACCEPTED			OUT OF STATE WASTES ACCEPTED		
	gate cu. yds	tons	tons/day	gate cu/yds.	tons	% of total
1996	231,379	70,115	270	28,159	8,533	12
1997	23,163	4,785	18	0	0	0
1998	0	0	0	0	0	0

1997 State of Origin: N/A 1998 State of Origin: N/A

Remaining Capacities: Jan. 1, 1998, and Jan. 1, 1999

1998 certified gate cu. yds. (tons)	0	(0)
1999 certified gate cu. yds. (tons)	0	(0)

Audits and Inspections

Solid Waste Mgt. Fees paid in 1998	0
Last audited by Illinois EPA	7-23-96
Facility inspected by	Lake County Health Department & Ill. EPA, Maywood Reg. Office

Contacts

Owner	Operator
BFI Waste Systems of North America Inc.* 701 Green Bay Road Zion, Ill. 60099 ☎ 847-746-5777	BFI Waste Systems of North America Inc. 701 Green Bay Road Zion, Ill. 60099 ☎ 847-746-5777

**A subsidiary of Browning-Ferris Industries Inc., 757 N. Eldridge, Houston, Texas 77079 * 281-870-8100

Woodland Recycling and Disposal Facility

County	Kane
Municipality	South Elgin
Location	7 N. 500 Route 25
Location ☎	630-232-7664
Hours of operation	Mon.-Fri.: 6 a.m. - 4 p.m.; Sat.: 6 a.m. - noon
Wastes accepted	Municipal, nonhazardous special
Tipping fee	\$34 per ton
Owner	Waste Management of Illinois Inc.*
Operator	Waste Management of Illinois Inc.

*Trust #8-1735, Oak Brook Bank.

Facility Facts

Identification number	0894830005
Design capacity, airspace cu.yds.	N/A
Total permitted landfill area, acres	213
Permitted disposal area, acres	103
Highest permitted elevation, feet (msl)	852
Leachate monitoring stations	4
Groundwater monitoring wells	38
Methane collection system	Gas-to-energy
Years remaining, estimated by landfill	3.5
Date/year to open C date/year to close	12-31-76 - 2002

Wastes Received: 1996, 1997, 1998

	<u>TOTAL WASTES ACCEPTED</u>			<u>OUT OF STATE WASTES ACCEPTED</u>		
	gate cu. yds	tons	tons/day	gate cu/yds.	tons	% of total
1996	1,447,866	438,747	1,687	6,405	1,941	<1
1997	1,240,288	375,845	1,446	46,795	14,180	4
1998	1,267,663	384,140	1,477	5,481	1,661	<1

1997 State of Origin: Indiana, Minnesota, Wisconsin 1998 State of Origin: Indiana, Minnesota, Wisconsin

Remaining Capacities: Jan. 1, 1998, and Jan. 1, 1999

1998 certified gate cu. yds. (tons)	2,997,000	(908,000)
1999 certified gate cu. yds. (tons)	4,504,000*	(1,365,000)

*Includes an expansion.

Audits and Inspections

Solid Waste Mgt. Fees paid in 1998	\$309,843
Last audited by Illinois EPA	11-18-97
Facility inspected by	Illinois EPA, Maywood Regional Office

Contacts

Owner

Waste Management of Illinois Inc.*
7 N. 500 Route 25
South Elgin, Ill. 60177
☎ 630-232-7664

Operator

Waste Management of Illinois Inc.
7 N. 500 Route 25
South Elgin, Ill. 60177
☎ 630-232-7664

*Trust #8-1735, Oak Brook Bank, 1400 W. 16th St., Oak Brook, Ill. 60521 * 630-571-1050

Zion Landfill (new)

County	Lake
Municipality	Zion
Location	701 Green Bay Road
Location ☎	847-746-5777
Hours of operation	Mon.-Fri.: 6:00 a.m. - 4:00 p.m.; Sat.: 6 a.m. - 1 p.m.*
Wastes accepted	Municipal, nonhazardous special
Tipping fee	N/A
Owner	BFI Waste Systems of North America Inc.*
Operator	BFI Waste Systems of North America Inc.

*Site opened on 5-26-98, facility replaced Winthrop Harbor/BFI #1-Phase B.

Facility Facts

Identification number	0978020002
Design capacity, airspace cu.yds.	11,000,000
Total permitted landfill area, acres	150
Permitted disposal area, acres	
Highest permitted elevation, feet (msl)	830
Leachate monitoring stations	6
Groundwater monitoring wells	52
Methane collection system	Gas-to-energy (planned)
Years remaining, estimated by landfill	16
Date/year to open C date/year to close	5-26-98 - 2014

Wastes Received: 1996, 1997, 1998

	<u>TOTAL WASTES ACCEPTED</u>			<u>OUT OF STATE WASTES ACCEPTED</u>		
	gate cu. yds	tons	tons/day	gate cu/yds.	tons	% of total
1996	N/A	N/A	N/A	N/A	N/A	N/A
1997	N/A	N/A	N/A	N/A	N/A	N/A
1998	964,685	292,329	1,124	40,142	12,164	4

1997 State of Origin: N/A 1998 State of Origin: Wisconsin

Remaining Capacities: Jan. 1, 1998, and Jan. 1, 1999

1998 certified gate cu. yds. (tons)	24,134,000*	(7,313,000)
1999 certified gate cu. yds. (tons)	22,732,000	(6,888,000)

*Includes 35 acres of Winthrop Harbor/BFI #1, with eight new cells (75 acres lateral expansion).

Audits and Inspections

Solid Waste Mgt. Fees paid in 1998	\$250,565
Last audited by Illinois EPA	11-4-98
Facility inspected by	Lake County Health Department & Ill. EPA, Maywood Reg. Office

Contacts

Owner

BFI Waste Systems of North America Inc.*
701 Green Bay Road
Zion, Ill. 60099
☎ 847-731-5110

Operator

BFI Waste Systems of North America Inc.
701 Green Bay Road
Zion, Ill. 60099
☎ 847-731-5110

*A subsidiary of Browning-Ferris Industries Inc., 757 N. Eldridge, Houston, Texas 77079 * 281-870-8100

34th Street Material Recovery & Recycling Facility

County	Cook
Municipality	Chicago
Location	3757 W. 34th St.
Location ☎	773-843-3345
Hours of operation	Continuous from 5 a.m. Mon. - 5 p.m. Sat.
Wastes accepted	Municipal, recyclables
Tipping fee	N/A
Owner	Chicago Department of Environment
Operator	Waste Management of Illinois Inc.*

*A subsidiary of USA Waste Services Inc./Waste Management Inc. Midwest

Facility Facts

Identification number	0316300004
Opened, year	1995*
Facility acreage	8.3

*Permitted to operate 11-9-95.

Wastes Received: 1996, 1997, 1998

	<u>Tons per year</u>	<u>Tons per day (average)</u>
1996	317,637*	1,222
1997	324,265	1,290
1998	334,431	1,340

*Blue bag recycling participant: diverted 27,082 tons of recyclables from landfills. **252 operating days per year

Inspections

Facility inspected by	Illinois EPA, Maywood Regional Office & Chicago Department of Environment
------------------------------	---

Contacts

Owner	Operator
Chicago Department of Environment 30 N. LaSalle St., 25th Floor Chicago, Ill. 60602 ☎ 312-744-5711	Waste Management of Illinois Inc.* 3757 W. 34th St. Chicago, Ill. 60623 ☎ 773-843-3345

*A subsidiary of USA Waste Services Inc./Waste Management Inc. Midwest, 1001 Fannin, Suite 4000, Houston, Tex. 77002 *
713-512-6200

American Wood Recycling Transfer Station

County	Cook
Municipality	Hoffman Estates
Location	1601 Beverly Road & Prairie Stone
Location ☎	N/A
Hours of operation	Mon. - Fri.: 7 a.m. - 4 p.m.; Sat.: 7 a.m. - 3 p.m.
Wastes accepted	Landscape waste
Tipping fee	\$32/ton
Owner	American Wood Recycling Inc.
Operator	American Wood Recycling Inc.

Facility Facts

Identification number	0314490002
Opened, year	1996*
Facility acreage	5.01

*Permitted to operate 3-13-96.

Wastes Received: 1996, 1997, 1998

	<u>Tons per year</u>	<u>Tons per day (average)</u>
1996	24,000	92
1997	23,000	92
1998	21,000	84

Inspections

Facility inspected by	Illinois EPA, Maywood Regional Office
------------------------------	---------------------------------------

Contacts

Owner

American Wood Recycling Inc.
1100 Brandt Drive
Elgin, Ill. 60210
☎ 847-426-6354

Operator

American Wood Recycling Inc.
16077 Depot Place
Prairie View, Ill. 60069
☎ 847-426-6354

Apollo Disposal Service Transfer Station (new)

County	Kankakee
Municipality	Momence
Location	120 E. Industrial Drive
Location ☎	815-472-3332
Hours of operation	Mon. - Fri.: 7 a.m. - 4:30 p.m.
Wastes accepted	Municipal
Tipping fee	\$9/cu. yd.
Owner	Apollo Disposal Service*
Operator	Apollo Disposal Service*

*A subsidiary of Allied Waste Industries Inc.

Facility Facts

Identification number	0910650003
Opened, year	1997*
Facility acreage	< 1

*Opened July 1997

Wastes Received: 1996, 1997, 1998

	<u>Tons per year</u>	<u>Tons per day (average)</u>
1996	N/A	N/A
1997	18,200	70
1998	18,400	70

Inspections

Facility inspected by	Illinois EPA, Maywood Regional Office & Kankakee County Health Department
------------------------------	---

Contacts

Owner	Operator
Apollo Disposal Service*	Apollo Disposal Service*
120 E. Industrial Dr., P.O. Box 701	120 E. Industrial Dr., P.O. Box 701
Momence, Ill. 60954	Momence, Ill. 60954
☎ 815-472-3332	☎ 815-472-3332

*A subsidiary of Allied Waste Industries Inc., 15880 N. Greenway Hayden Loop, Suite 100, Scottsdale, Ariz. 85260 602-423-2946; Reg. Office: 3837 W. 127th St., Alsip, Ill. 60803 * 708-824-3060

Arc Disposal Co. Transfer Station

County	Cook
Municipality	Mt. Prospect
Location	2101 S. Busse Road
Location ☎	847-981-0091
Hours of operation	Mon. - Fri.: 6 a.m. - 6 p.m.; Sat.: 8 a.m. - noon
Wastes accepted	Municipal, industrial, commercial
Tipping fee	\$32.50/ton
Owner	Republic Services Inc.
Operator	Arc Disposal Co. Inc.

Facility Facts

Identification number	0318040001
Opened, year	1984
Facility acreage	3.28

Wastes Received: 1996, 1997, 1998

	<u>Tons per year</u>	<u>Tons per day (average)</u>
1996	123,975	477
1997	123,975	477
1998	266,250	986

Inspections

Facility inspected by	Illinois EPA, Maywood Regional Office
------------------------------	---------------------------------------

Contacts

Owner

Republic Services Inc.
110 S.E. 6th St.
Ft. Lauderdale, Fla. 33301
☎ 954-769-7232

Operator

Arc Disposal Co. Inc.
2101 S. Busse Road
Mt. Prospect, Ill. 60056
☎ 847-981-0091

Banner-Western Transfer & Recycling Center

County	Will
Municipality	Rockdale
Location	2100 Moen Ave.
Location ☎	815-725-4200
Hours of operation	Mon. - Fri.: 6 a.m. - 5 p.m.; Sat.: 6 a.m. - 1 p.m.
Wastes accepted	Municipal, landscape waste (limited), recyclables
Tipping fee	N/A
Owner	Waste Management of Illinois Inc.*
Operator	Waste Management of Illinois Inc.*

*A subsidiary of USA Waste Services Inc./Waste Management Inc. Midwest

Facility Facts

Identification number	1970850012
Opened, year	1993
Facility acreage	4.62

Wastes Received: 1996, 1997, 1998

	<u>Tons per year</u>	<u>Tons per day (average)</u>
1996	52,200	201
1997	52,200	201
1998	72,800	280

Inspections

Facility inspected by	Illinois EPA, Maywood Regional Office & Will County Land Use Department Waste Services Division
------------------------------	---

Contacts

Owner	Operator
Waste Management of Illinois Inc.* 3003 Butterfield Road Oak Brook, Ill. 60521 ☎ 630-572-8800	Waste Management of Illinois Inc.* 2100 Moen Ave. Rockdale, Ill. 60434 ☎ 815-725-4200

*A subsidiary of USA Waste Services Inc./Waste Management Inc. Midwest, 1001 Fannin, Suite 4000, Houston, Tex. 77002 *
713-512-6200

Best Lawns Transfer Station

County	Cook
Municipality	Streamwood
Location	1435 Yorkshire Drive
Location ☎	630-213-7900
Hours of operation	Mon. - Fri.: 6:30 a.m. - 5 p.m.
Wastes accepted	Landscape waste
Tipping fee	\$11-\$15/cu. yd.
Owner	Best Lawns Inc.*
Operator	Best Lawns Inc.

*Trust #8822, West Suburban Bank

Facility Facts

Identification number	0313065042
Opened, year	1995*
Facility acreage	2.98

*Permitted to operate 8-21-95.

Wastes Received: 1996, 1997, 1998

	<u>Tons per year</u>	<u>Tons per day (average)</u>
1996	15,488	60
1997	2,030	N/A
1998	658	N/A

Inspections

Facility inspected by	Illinois EPA, Maywood Regional Office
------------------------------	---------------------------------------

Contacts

Owner	Operator
Best Lawns Inc.* 1435 Yorkshire Drive Streamwood, Ill. 60137 ☎ 630-213-7900	Best Lawns Inc. 1435 Yorkshire Drive Streamwood, Ill. 60107 ☎ 630-213-7900

* Trust #8822, West Suburban Bank, 711 S. Westmore Ave., Lombard 60148 * 630-916-1195

BFI - Evanston Transfer Station*

County	Cook
Municipality	Evanston
Location	1712 Church Street
Location ☎	847-328-5100
Hours of operation	Mon. - Sat.: 6 a.m. - 6 p.m.
Wastes accepted	Municipal
Tipping fee	\$50/ton
Owner	BFI Waste Systems of North America Inc.*
Operator	BFI Waste Systems of North America Inc.*

*Formerly Active Service Corp. Transfer Station.

Facility Facts

Identification number	0310810003
Opened, year	1984
Facility acreage	1.69

Wastes Received: 1996, 1997, 1998

	<u>Tons per year</u>	<u>Tons per day (average)</u>
1996	182,700	703
1997	195,000	650
1998	195,000	650

Inspections

Facility inspected by	Illinois EPA, Maywood Regional Office
------------------------------	---------------------------------------

Contacts

Owner

BFI Waste Systems of North America Inc.*
1712 Church St.
Evanston, Ill. 60201
☎ 847-328-5100

Operator

BFI Waste Systems of North America Inc.*
1710 Lyons
Evanston, Ill. 60201
☎ 847-328-5100

*A subsidiary of Browning-Ferris Industries Inc, 757 N. Eldridge, Houston, Texas 77079 * 281-870-8100.

BFI - Melrose Park Transfer Station (New)

County	Cook
Municipality	Melrose Park
Location	4700 W. Lake St.
Location ☎	708-345-7735
Hours of operation	24 hours per day
Wastes accepted	Municipal
Tipping fee	\$40/ton
Owner	BFI Waste Systems of North America Inc.*
Operator	BFI Waste Systems of North America Inc.*

*A subsidiary of Browning-Ferris Industries Inc.

Facility Facts

Identification number	0311865053
Opened, year	1998*
Facility acreage	4

*Permitted to operate 2-26-98.

Wastes Received: 1996, 1997, 1998

	<u>Tons per year</u>	<u>Tons per day (average)</u>
1996	N/A	N/A
1997	N/A	N/A
1998	250,000	1,750

Inspections

Facility inspected by	Illinois EPA, Maywood Regional Office
------------------------------	---------------------------------------

Contacts

Owner	Operator
BFI Waste Systems of North America Inc.* 4700 W. Lake St. Melrose Park, Ill. 60160 ☎ 708-345-7735	BFI Waste Systems of North America Inc.* 4700 W. Lake St. Melrose Park, Ill. 60160 ☎ 708-345-7735

*A subsidiary of Browning-Ferris Industries Inc., 757 N. Eldridge, Houston, Texas 77079 * 281-870-8100

BFI - Northbrook Transfer Station*

County	Cook
Municipality	Northbrook
Location	2750 Shermer Road
Location ☎	847-272-4145
Hours of operation	Mon. - Fri.: 6 a.m. - 3:30 p.m.
Wastes accepted	Municipal
Tipping fee	\$55/ton
Owner	BFI Waste Systems of North America Inc.*
Operator	BFI Waste Systems of North America Inc.*

*Formerly Brooks Disposal Services Transfer Station.

Facility Facts

Identification number	0312073004
Opened, year	1983
Facility acreage	1

Wastes Received: 1996, 1997, 1998

	<u>Tons per year</u>	<u>Tons per day (average)</u>
1996	93,960	361
1997	191,000	350
1998	191,000	350

Inspections

Facility inspected by	Illinois EPA, Maywood Regional Office
------------------------------	---------------------------------------

Contacts

Owner

BFI Waste Systems of North America Inc.*
2750 Shermer Road
Northbrook, Ill. 60062
☎ 847-272-4145

Operator

BFI Waste Systems of North America Inc.*
2750 Shermer Road
Northbrook, Ill. 60062
☎ 847-272-4145

*A subsidiary of Browning-Ferris Industries Inc, 757 N. Eldridge, Houston, Texas 77079 * 281-870-8100.

BFI Waste Systems of North America*

County	Cook
Municipality	Chicago
Location	1220 W. Carroll Ave.
Location ☎	312-829-5741
Hours of operation	Mon. - Fri.: 6 a.m. - 5 p.m.; Sat.: 6 a.m. - noon
Wastes accepted	Municipal
Tipping fee	\$47.50/ton
Owner	BFI Waste Systems of North America Inc.*
Operator	BFI Waste Systems of North America Inc.*

*Formerly BFI of Illinois Inc./Hoving Transfer Station.

Facility Facts

Identification number	0316280008
Opened, year	1982
Facility acreage	1.09

Wastes Received: 1996, 1997, 1998

	<u>Tons per year</u>	<u>Tons per day (average)</u>
1996	200,000	769
1997	200,000	769
1998	215,500	828

Inspections

Facility inspected by	Illinois EPA, Maywood Regional Office & Chicago Department of Environment
------------------------------	---

Contacts

Owner

BFI Waste Systems of North America Inc.*
1220 W. Carroll Ave.
Chicago, Ill. 60607
☎ 312-829-5741

Operator

BFI Waste Systems of North America Inc.*
1220 W. Carroll Ave.
Chicago, Ill. 60607
☎ 312-829-5741

*A subsidiary of Browning-Ferris Industries Inc, 757 N. Eldridge, Houston, Texas 77079 * 281-870-8100.

Calumet Transfer Station (New)*

County	Cook
Municipality	Chicago
Location	2040 E. 106th St.
Location ☎	312-284-5201
Hours of operation	24 hours per day
Wastes accepted	Municipal
Tipping fee	\$32/ton
Owner	Liberty Waste Services of Illinois LLC*
Operator	Liberty Waste Services of Illinois LLC*

*Also known as Liberty Waste.

Facility Facts

Identification number	0316005603
Opened, year	1998*
Facility acreage	28

*Permitted to operate 4-27-98

Wastes Received: 1996, 1997, 1998

	<u>Tons per year</u>	<u>Tons per day (average)</u>
1996	N/A	N/A
1997	N/A	N/A
1998	22,106	180

Inspections

Facility inspected by	Illinois EPA, Maywood Regional Office & Chicago Department of Environment
------------------------------	---

Contacts

Owner

Liberty Waste Services of Illinois LLC*
625 Liberty Ave., Suite 3100
Pittsburgh, Penn. 15222
☎ 312-284-5201

Operator

Liberty Waste Services of Illinois LLC*
625 Liberty Ave., Suite 3100
Pittsburgh, Penn. 15222
☎ 312-284-5201

*A subsidiary of Allied Waste Industries Inc., 15880 N. Greenway Hayden Loop, Suite 100, Scottsdale, Ariz. 85260 602-423-2946; Reg. Office: 3837 W. 127th St., Alsip, Ill. 60803 * 708-824-3060

CDT Transfer Material Recovery Facility

County	Will
Municipality	Joliet
Location	2851 Mound Road
Location ☎	815-741-0736
Hours of operation	Mon. - Fri.: 6 a.m. - 4 p.m.; Sat.: 7 a.m. - noon
Wastes accepted	Municipal, C & D debris, white goods
Tipping fee	N/A
Owner	CDT Transfer Material Recovery Facility
Operator	CDT Transfer Material Recovery Facility

Facility Facts

Identification number	1970450096
Opened, year	1996*
Facility acreage	8.73

*Permitted to operate 4-30-96.

Wastes Received: 1996, 1997, 1998

	<u>Tons per year</u>	<u>Tons per day (average)</u>
1996	123,975	477
1997	75,226	289
1998	N/A	N/A

Inspections

Facility inspected by	Illinois EPA, Maywood Regional Office & Will County Land Use Department Waste Services Division
------------------------------	---

Contacts

Owner

CDT Transfer Material Recovery Facility
 2851 Mound Road
 Joliet, Ill. 60436
 ☎ 815-741-0736

Operator

CDT Transfer Material Recovery Facility
 2851 Mound Road
 Joliet, Ill. 60436
 ☎ 815-741-0736

Chicago Disposal Transfer Station

County	Cook
Municipality	Chicago
Location	11800 S. Ewing Ave.
Location ☎	312-978-7800
Hours of operation	Mon. - Fri.: 5 a.m. - 6 p.m.; Sat.: 5 a.m. - 2 p.m.
Wastes accepted	Municipal, medical waste
Tippling fee	N/A
Owner	Chicago Disposal Inc. *
Operator	Chicago Disposal Inc.*

*Trust #112384, South Chicago Bank

Facility Facts

Identification number	0316465002
Opened, year	1994
Facility acreage	2

Wastes Received: 1996, 1997, 1998

	<u>Tons per year</u>	<u>Tons per day (average)</u>
1996	60,000	300
1997	117,000	450
1998	119,600	460

Inspections

Facility inspected by	Illinois EPA, Maywood Regional Office & Chicago Department of Environment
------------------------------	---

Contacts

Owner

Chicago Disposal Inc. *
11834 S. Ewing Ave.
Chicago, Ill. 60607
☎ 773-978-7800

Operator

Chicago Disposal Inc.*
11834 So. Ewing Ave.
Chicago, Ill. 60607
☎ 773-978-7800

* Trust #112384, South Chicago Bank

CID Material Recovery & Recycling Facility

County	Cook
Municipality	Chicago
Location	13707 S. Jeffrey Ave.
Location ☎	773-646-7611
Hours of operation	Mon. - Sat.: 7 a.m. - 5 p.m.
Wastes accepted	Municipal, recyclables
Tipping fee	N/A
Owner	Waste Management of Illinois Inc.*
Operator	CID Material Recovery and Recycling Facility

*A subsidiary of USA Waste Services Inc./Waste Management Inc. Midwest

Facility Facts

Identification number	0310395011
Opened, year	1995*
Facility acreage	13.6

*Permitted to operate 11-22-95.

Wastes Received: 1996, 1997, 1998

	<u>Tons per year</u>	<u>Tons per day (average)</u>
1996	293,625*	1,129
1997	242,648	940
1998	240,483	932

*Blue Bag recycling participant: diverted 21,644 tons of recyclables from landfills in 1996.

Inspections

Facility inspected by	Illinois EPA, Maywood Regional Office & Chicago Department of Environment
------------------------------	---

Contacts

Owner

Waste Management of Illinois Inc.*
3001 Butterfield Road
Oak Brook, Ill. 60148
☎ 630-572-8800

Operator

CID Material Recovery and Recycling Facility
13707 S. Jeffrey Ave.
Chicago, Ill. 60633
☎ 773-646-0200

*A subsidiary of USA Waste Services Inc./Waste Management Inc. Midwest, 1001 Fannin, Suite 4000, Houston, Tex. 77002 *
713-512-6200

Citiwaste Transfer Station

County	Will
Municipality	Joliet
Location	808 S. Joliet St.
Location ☎	815-723-3200
Hours of operation	Mon. - Fri.: 6:30 a.m. - 4 p.m.; Sat.: 6:30 a.m. - noon
Wastes accepted	C & D debris, landscape waste, recyclables (no garbage)
Tipping fee	\$30/ton
Owner	Citiwaste Inc.*
Operator	Citiwaste Inc.*

*A subsidiary of Allied Waste Industries Inc.

Facility Facts

Identification number	1978093002
Opened, year	1994
Facility acreage	4.91

Wastes Received: 1996, 1997, 1998

	<u>Tons per year</u>	<u>Tons per day (average)</u>
1996	20,880	80
1997	31,200	120
1998	34,580	133

Inspections

Facility inspected by	Illinois EPA, Maywood Regional Office & Will County Land Use Department Waste Services Division
------------------------------	---

Contacts

Owner	Operator
Citiwaste Inc.*	Citiwaste Inc.*
808 S. Joliet St.	808 S. Joliet St.
Joliet, Ill. 60434	Joliet, Ill. 60434
☎ 815-723-3200	☎ 815-723-3200

*A subsidiary of Allied Waste Industries Inc., 15880 N. Greenway Hayden Loop, Suite 100, Scottsdale, Ariz. 85260 602-423-2946; Reg. Office: 3837 W. 127th St., Alsip, Ill. 60803 * 708-824-3060

City Transfer Systems

County	Cook
Municipality	Chicago
Location	2464 S. Laflin St.
Location ☎	312-243-7771
Hours of operation	Mon. - Fri.: 5 a.m. - 8 p.m.; Sat.: 5 a.m. - 2 p.m.
Wastes accepted	Municipal, recyclables
Tipping fee	N/A
Owner	Allied Waste Transportation*
Operator	National Waste Services Inc.*

*A subsidiary of Allied Waste Industries Inc.

Facility Facts

Identification number	0316310003
Opened, year	1984
Facility acreage	1.25

Wastes Received: 1996, 1997, 1998

	<u>Tons per year</u>	<u>Tons per day (average)</u>
1996	52,200	201
1997	52,200	201
1998	70,000	250

Inspections

Facility inspected by	Illinois EPA, Maywood Regional Office & Chicago Department of Environment
------------------------------	---

Contacts

Owner	Operator
Allied Waste Transportation*	National Waste Services Inc.*
2608 S. Damen Ave.	2608 S. Damen Ave.
Chicago, Ill. 60608	Chicago, Ill. 60608
☎ 773-579-3600	☎ 773-579-3600

*A subsidiary of Allied Waste Industries Inc., 15880 N. Greenway Hayden Loop, Suite 100, Scottsdale, Ariz. 85260 602-423-2946; Reg. Office: 3837 W. 127th St., Alsip, Ill. 60803 * 708-824-3060

D & D Disposal Service Transfer Station

County	Cook
Municipality	Chicago
Location	2251 S. Laflin St.
Location ☎	312-225-6774
Hours of operation	Mon. - Fri.: 6 a.m. - 11 p.m.; Sat.: 6 a.m. - 2 p.m.
Wastes accepted	Municipal, C & D debris
Tipping fee	N/A
Owner	Allied Waste Transportation*
Operator	National Waste Services Inc./Loop Transfer*

*A subsidiary of Allied Waste Industries Inc.

Facility Facts

Identification number	0316310014
Opened, year	1989
Facility acreage	5.6

Wastes Received: 1996, 1997, 1998

	<u>Tons per year</u>	<u>Tons per day (average)</u>
1996	313,200	1,205
1997	313,200	1,205
1998	313,200	1,205

Inspections

Facility inspected by	Illinois EPA, Maywood Regional Office & Chicago Department of Environment
------------------------------	---

Contacts

Owner

Allied Waste Transportation*
2608 S. Damen Ave.
Chicago, Ill. 60608
☎ 773-579-3600

Operator

National Waste Services Inc./Loop Transfer*
2401 S. Laflin St.
Chicago, Ill. 60608
☎ 312-942-0042

*A subsidiary of Allied Waste Industries Inc., 15880 N. Greenway Hayden Loop, Suite 100, Scottsdale, Ariz. 85260 602-423-2946; Reg. Office: 3837 W. 127th St., Alsip, Ill. 60803 * 708-824-3060

DuKane Transfer Facility (New)

County	DuPage
Municipality	West Chicago
Location	East of Powis Road, South of North Ave.
Location ☎	630-587-5672
Hours of operation	Mon. - Fri.: 5 a.m. - 5 p.m.
Wastes accepted	Municipal
Tipping fee	\$40/ton
Owner	Brazos Nationwide Properties LP*
Operator	BFI Waste Systems of North America Inc.*

*New owner 6-19-98.

Facility Facts

Identification number	0430905819
Opened, year	3-10-99
Facility acreage	6.3

Wastes Received: 1996, 1997, 1998

	<u>Tons per year</u>	<u>Tons per day (average)</u>
1996	N/A	N/A
1997	N/A	N/A
1998	N/A	N/A

Inspections

Facility inspected by	Illinois EPA, Maywood Regional Office & DuPage County Solid Waste Management Department
------------------------------	---

Contacts

Owner	Operator
Brazos Nationwide Properties LP*	BFI Waste Systems of North America Inc.*
2911 Turtle Creek Blvd., Suite 1240	325 East Fullerton Ave.
Dallas, Tex. 75219	Carol Stream, Ill. 60186
☎ 214-522-7296	☎ 630-761-2820

*A subsidiary of Browning-Ferris Industries Inc, 757 N. Eldridge, Houston, Texas 77079 * 281-870-8100.

DuPage Yard Waste Transfer Station

County	DuPage
Municipality	West Chicago
Location	1195 W. Washington St.
Location ☎	630-876-8900
Hours of operation	N/A
Wastes accepted	Landscape waste
Tipping fee	N/A
Owner	Bill Brown Enterprises
Operator	Bill Brown Enterprises

Facility Facts

Identification number	0430905794
Opened, year	1996*
Facility acreage	1

*Permitted to operate 4-17-96.

Wastes Received: 1996, 1997, 1998

	<u>Tons per year</u>	<u>Tons per day (average)</u>
1996	N/A	N/A
1997	20,000	100
1998	25,000	150

Inspections

Facility inspected by	Illinois EPA, Maywood Regional Office & DuPage County Solid Waste Department
------------------------------	--

Contacts

Owner

Bill Brown Enterprises
2 N. 035 Indian Knoll Road
West Chicago, Ill. 60185
☎ 630-876-8900

Operator

Bill Brown Enterprises
1195 W. Washington St.
West Chicago, Ill. 60185
☎ 630-876-8900

E.C. Rizzi & Assoc. (new)

County	Will
Municipality	Bolingbrook
Location	449 Murphy Road
Location ☎	630-898-3333
Hours of operation	Mon.- Sat.: 7:30 a.m. - 4:30 p.m.
Wastes accepted	Landscape waste (only)
Tipping fee	N/A
Owner	Joan Tamelng
Operator	E.C. Rizzi & Assoc. Inc.

Facility Facts

Identification number	1974155082
Opened, year	1997*
Facility acreage	3.3

*Permitted to operate 9-19-97.

Wastes Received: 1996, 1997, 1998

	<u>Tons per year</u>	<u>Tons per day (average)</u>
1996	N/A	N/A
1997	N/A	N/A
1998	N/A	N/A

Inspections

Facility inspected by	Illinois EPA, Maywood Regional Office & Will County Land Use Department Waste Services Division
------------------------------	---

Contacts

Owner

Joan Tamelng
7500 S. Madison St.
Willowbrook, Ill. 60521
☎ 630-323-7171

Operator

E.C. Rizzi & Assoc. Inc.
31 W 310 Schoger Drive
Naperville, Ill. 60564
☎ 630-898-3333

Frank F. Kucera Co. Transfer Station

County	Cook
Municipality	Cicero
Location	1800 S. Laramie
Location ☎	708-652-0025
Hours of operation	Mon. - Sat.: 5 a.m. - 6 p.m.
Wastes accepted	Municipal
Tipping fee	\$50/ton
Owner	Frank F. Kucera Co.
Operator	Frank F. Kucera Co.

Facility Facts

Identification number	0310510004
Opened, year	1984
Facility acreage	2.35

Wastes Received: 1996, 1997, 1998

	<u>Tons per year</u>	<u>Tons per day (average)</u>
1996	78,300	300
1997	78,300	300
1998	75,000	300

Inspections

Facility inspected by	Illinois EPA, Maywood Regional Office
------------------------------	---------------------------------------

Contacts

Owner

Frank F. Kucera Co.
1800 S. Laramie
Cicero, Ill. 60804
☎ 708-652-0025

Operator

Frank F. Kucera Co.
1800 S. Laramie
Cicero, Ill. 60804
☎ 708-652-0025

Great Lakes Disposal Transfer Station

County	Cook
Municipality	Blue Island
Location	13546 S. Western Ave.
Location ☎	708-388-9999
Hours of operation	Mon. - Sat.: 6 a.m. - 6 p.m.
Wastes accepted	Municipal, recyclables
Tipping fee	N/A
Owner	Great Lakes Disposal Inc.*
Operator	Great Lakes Disposal Inc.*

*Trust at First National Bank

Facility Facts

Identification number	0310240023
Opened, year	1991
Facility acreage	N/A

Wastes Received: 1996, 1997, 1998

	<u>Tons per year</u>	<u>Tons per day (average)</u>
1996	65,250	251
1997	65,250	251
1998	N/A	N/A

Inspections

Facility inspected by	Illinois EPA, Maywood Regional Office
------------------------------	---------------------------------------

Contacts

Owner	Operator
Great Lakes Disposal Inc.* 13546 S. Western Ave. Blue Island, Ill. 60406 ☎ 708-388-9999	Great Lakes Disposal Inc.* 13546 S. Western Ave. Blue Island, Ill. 60406 ☎ 708-388-9999

*Trust at First National Bank, 3101 W. 95th St., Evergreen Park 60642 * 709-422-6700

Groen Waste Transfer Station

County	Cook
Municipality	Blue Island
Location	3100 W. Wireton Road
Location ☎	708-385-8252
Hours of operation	Mon. - Fri.: 5 a.m. - 6 p.m. ; Sat.: 6 a.m. - 4:15 p.m.
Wastes accepted	Municipal, landscape waste, recyclables
Tipping fee	N/A
Owner	Illinois Development Corp.
Operator	Allied Waste Industries Inc.*

Facility Facts

Identification number	0310240006
Opened, year	1981
Facility acreage	N/A

Wastes Received: 1996, 1997, 1998

	<u>Tons per year</u>	<u>Tons per day (average)</u>
1996	235,419	906
1997	235,060	919
1998	N/A	N/A

Inspections

Facility inspected by	Illinois EPA, Maywood Regional Office
------------------------------	---------------------------------------

Contacts

Owner	Operator
Illinois Development Corp. 137 E. 154th St. South Holland, Ill. 60473 ☎ 708-385-7232	Allied Waste Industries Inc.* 3100 W. Wireton Road Blue Island, Ill. 60406 ☎ 708-385-8252

*Headquarters: 15880 N. Greenway Hayden Loop, Suite 100, Scottsdale, Ariz. 85260 * 602-423-2946; Regional office: 3837 W. 127th St., Alsip, Ill. 60803 * 708-824-3060

Groot Industries/Chicago Transfer Station

County	Cook
Municipality	Chicago
Location	6747 N. Elmhurst Road
Location ☎	773-242-1977
Hours of operation	Mon. - Sat.: 5 a.m. - 5 p.m.
Wastes accepted	Municipal, C & D debris
Tipping fee	N/A
Owner	Groot Industries Inc.
Operator	Groot Industries Inc.

Facility Facts

Identification number	0316760001
Opened, year	1983
Facility acreage	6

Wastes Received: 1996, 1997, 1998

	<u>Tons per year</u>	<u>Tons per day (average)</u>
1996	339,300	1,305
1997	339,300	1,305
1998	352,824	1,153

Inspections

Facility inspected by	Illinois EPA, Maywood Regional Office & Chicago Department of Environment
------------------------------	---

Contacts

Owner

Groot Industries Inc.
1759 Elmhurst Road
Elk Grove Village, Ill. 60007
☎ 847-734-6406

Operator

Groot Industries Inc.
1759 N. Elmhurst Road
Elk Grove Village, Ill. 60007
☎ 847-734-6406

Groot Industries/McCook Transfer Station

County	Cook
Municipality	McCook
Location	8475 W. 53rd St.
Location ☎	708-485-0900
Hours of operation	Mon. - Sat.: 24 hours/day (with 1 hour for cleanup)
Wastes accepted	Municipal, landscape waste, recyclables
Tipping fee	N/A
Owner	Groot Industries Inc.
Operator	Groot Industries Inc.

Facility Facts

Identification number	0311740016
Opened, year	1988
Facility acreage	4.9

Wastes Received: 1996, 1997, 1998

	<u>Tons per year</u>	<u>Tons per day (average)</u>
1996	143,550	552
1997	127,039	407
1998	N/A	N/A

Inspections

Facility inspected by	Illinois EPA, Maywood Regional Office
------------------------------	---------------------------------------

Contacts

Owner	Operator
Groot Industries Inc. 1759 Elmhurst Road Elk Grove Village, Ill. 60007 ☎ 847-734-6406	Groot Industries Inc. 8475 W. 53rd St. McCook, Ill. 60525 ☎ 708-485-0900

Homewood Scavenger Service Transfer Station

County	Cook
Municipality	East Hazel Crest
Location	17415 S. Ashland Ave.
Location ☎	630-798-1004
Hours of operation	Mon. - Fri.: 5 a.m. - 4 p.m.
Wastes accepted	Municipal
Tipping fee	\$40/ton
Owner	Homewood Scavenger Service Inc.
Operator	Homewood Scavenger Service Inc.

Facility Facts

Identification number	0310750002
Opened, year	1983
Facility acreage	1

Wastes Received: 1996, 1997, 1998

	<u>Tons per year</u>	<u>Tons per day (average)</u>
1996	104,400	402
1997	104,400	402
1998	103,480	380

Inspections

Facility inspected by	Illinois EPA, Maywood Regional Office
------------------------------	---------------------------------------

Contacts

Owner

Homewood Scavenger Service Inc.
17415 S. Ashland Ave.
East Hazel Crest, Ill. 60429
☎ 630-798-1004

Operator

Homewood Scavenger Service Inc.
17415 S. Ashland Ave.
East Hazel Crest, Ill. 60429
☎ 630-798-1004

Lake Forest Transfer Facility (new)

County	Lake
Municipality	Lake Forest
Location	1381 W. Kennedy Road-B
Location ☎	847-234-5499
Hours of operation	Mon. - Fri.: 7:30 a.m. - 5 p.m.; Sat. 7:30 a.m.- noon
Wastes accepted	Landscape waste
Tipping fee	N/A
Owner	City of Lake Forest
Operator	DK Recycling Systems Inc.

Facility Facts

Identification number	0970805082
Opened, year	1998*
Facility acreage	< 1

*Newly permitted to operate on 1-28-98.

Wastes Received: 1996, 1997, 1998

	<u>Tons per year</u>	<u>Tons per day (average)</u>
1996	N/A	N/A
1997	N/A	N/A
1998	N/A	N/A

Inspections

Facility inspected by	Illinois EPA, Maywood Regional Office & Lake County Health Department
------------------------------	---

Contacts

Owner

City of Lake Forest
220 E. Deer Path
Lake Forest, Ill. 60045
☎ 847-615-4218

Operator

DK Recycling Systems Inc.
21 N. Skokie Highway
Lake Bluff, Ill. 60044
☎ 847-234-5499

Land & Lakes Transfer Station (under development)

County	Cook
Municipality	Chicago
Location	1258-1300 E. 138th St.
Location ☎	847-825-5000
Hours of operation	N/A
Wastes accepted	Municipal
Tipping fee	N/A
Owner	Land & Lakes Co.
Operator	Land & Lakes Co.

Facility Facts

Identification number	0316000008
Opened, year	N/A
Facility acreage	2

Wastes Received: 1996, 1997, 1998

	<u>Tons per year</u>	<u>Tons per day (average)</u>
1996	N/A	N/A
1997	N/A	N/A
1998	N/A	N/A

Inspections

Facility inspected by	Illinois EPA, Maywood Regional Office & Chicago Department of Environment
------------------------------	---

Contacts

Owner

Land & Lakes Co.
123 N. Northwest Highway; P.O. Box 778
Park Ridge, Ill 60068
☎ 847-825-5000

Operator

Land & Lakes Co.
123 N. Northwest Highway, P.O. Box 778
Park Ridge, Ill 60068
☎ 847-825-5000

Land Restoration Products Transfer Station

County	Lake
Municipality	Lake Bluff
Location	30120 N. Skokie Highway
Location ☎	N/A
Hours of operation	Mon. - Sat.: 7 a.m. - 7 p.m.
Wastes accepted	Landscape waste
Tipping fee	\$33/ton; \$12/cu. yd.
Owner	MBL Development
Operator	DK Recycling Systems Inc.

Facility Facts

Identification number	0970750013
Opened, year	1995*
Facility acreage	1.55

*Permitted to operate 8-15-95.

Wastes Received: 1996, 1997, 1998

	<u>Tons per year</u>	<u>Tons per day (average)</u>
1996	4,644	18
1997	7,000	128*
1998	3,500	100

*128 operating days per year.

Inspections

Facility inspected by	Illinois EPA, Maywood Regional Office & Lake County Health Department
------------------------------	---

Contacts

Owner

MBL Development
1031 Ashley Road
Lake Forest, Ill. 60045
☎ 847-634-9561

Operator

DK Recycling Systems Inc.
21 N. Skokie Highway, Suite 106
Lake Bluff, Ill. 60044
☎ 847-234-5499

Liberty Waste/McCook Transfer Station (new)*

County	Cook
Municipality	McCook
Location	5100 S. Lawndale Ave.
Location ☎	708-728-0331
Hours of operation	Mon. - Fri.: 6 a.m. - 6 p.m.; Sat.: 6 a.m. - noon
Wastes accepted	Municipal, landscape, used tires, recyclables, C & D debris
Tipping fee	N/A
Owner	Allied Waste Transportation*
Operator	Liberty Waste Transfer

*A subsidiary of Allied Waste Industries Inc.

Facility Facts

Identification number	0311745027
Opened, year	1997*
Facility acreage	19

* Operating permit issued 8-1-97.

Wastes Received: 1996, 1997, 1998

	<u>Tons per year</u>	<u>Tons per day (average)</u>
1996	N/A	N/A
1997	N/A	N/A
1998	197,000	850

Inspections

Facility inspected by	Illinois EPA, Maywood Regional Office
------------------------------	---------------------------------------

Contacts

Owner	Operator
Allied Waste Transportation*	Liberty Waste Transfer
2608 S. Damen Ave.	5100 S. Lawndale Ave.
Chicago, Ill. 60608	McCook, Ill. 60525
☎ 773-579-3600	☎ 708-728-0331

*A subsidiary of Allied Waste Industries Inc., 15880 N. Greenway Hayden Loop, Suite 100, Scottsdale, Ariz. 85260 * 602-423-2946; Reg. Office: 3837 W. 127th St., Alsip, Ill. 60803 * 708-824-3060

Medill Material Recovery & Recycling Facility

County	Cook
Municipality	Chicago
Location	1633 W. Medill Ave.
Location ☎	773-883-5471
Hours of operation	Mon. - Fri.: 5 a.m. - 2 a.m. Sat. morning
Wastes accepted	Municipal
Tipping fee	\$20/ton
Owner	Chicago Department of Environment
Operator	Waste Management of Illinois Inc.*

*A subsidiary of USA Waste Services Inc./Waste Management Inc. Midwest

Facility Facts

Identification number	0316075074
Opened, year	1995*
Facility acreage	5.4

*Permitted to operate 10-27-95.

Wastes Received: 1996, 1997, 1998

	<u>Tons per year</u>	<u>Tons per day (average)</u>
1996	233,492*	898
1997	241,723	960
1998	243,000	972

*Blue Bag recycling participant: diverted 31,902 tons of recyclables from landfills. **252 operating days per year

Inspections

Facility inspected by	Illinois EPA, Maywood Regional Office & Chicago Department of Environment
------------------------------	---

Contacts

Owner	Operator
Chicago Department of Environment 30 N. LaSalle St., 25th Floor Chicago, Ill. 60602 ☎ 312-744-5711	Waste Management of Illinois Inc.* 3033 Butterfield Road Oak Brook, Ill. 60521 ☎ 630-572-8800

*A subsidiary of USA Waste Services Inc./Waste Management Inc. Midwest, 1001 Fannin, Suite 4000, Houston, Tex. 77002 *
713-512-6200

Mr. K's Garden & Material Center Transfer Station

County	Cook
Municipality	Park Ridge
Location	1440 W. Higgins Road
Location ☎	847-692-2118
Hours of operation	Mon. - Fri.: 8 a.m. - 7 p.m.
Wastes accepted	Landscape waste
Tipping fee	N/A
Owner	Mr. K's Garden & Material Center
Operator	Mr. K's Garden & Material Center

Facility Facts

Identification number	0312460019
Opened, year	1996*
Facility acreage	2.19

*Permitted to operate 5-17-96.

Wastes Received: 1996, 1997, 1998

	<u>Tons per year</u>	<u>Tons per day (average)</u>
1996	85,800	330
1997	85,800	330
1998	N/A	N/A

Inspections

Facility inspected by	Illinois EPA, Maywood Regional Office
------------------------------	---------------------------------------

Contacts

Owner

Mr. K's Garden & Material Center
 1440 W. Higgins Road
 Park Ridge, Ill. 60068
 ☎ 847-692-2118

Operator

Mr. K's Garden & Material Center
 1440 W. Higgins Road
 Park Ridge, Ill. 60068
 ☎ 847-692-2118

National Recovery Transfer Station

County	Cook
Municipality	Chicago
Location	1750-1850 W. Carroll Ave.
Location ☎	312-226-0092
Hours of operation	Mon. - Sat.: 24 hours
Wastes accepted	Municipal, recyclables
Tipping fee	N/A
Owner	National Waste Services Inc.*
Operator	National Waste Services Inc.*

*A subsidiary of Allied Waste Industries Inc.

Facility Facts

Identification number	0316280012
Opened, year	1985
Facility acreage	1.7

Wastes Received: 1996, 1997, 1998

	<u>Tons per year</u>	<u>Tons per day (average)</u>
1996	234,900	903
1997	268,746	959
1998	273,840	978

Inspections

Facility inspected by	Illinois EPA, Maywood Regional Office & Chicago Department of Environment
------------------------------	---

Contacts

Owner	Operator
National Waste Services Inc.* 2608 S. Damen Ave. Chicago, Ill. 60608 ☎ 773-579-3600	National Waste Services Inc.* 2608 S. Damen Ave. Chicago, Ill. 60608 ☎ 773-579-3600

*A subsidiary of Allied Waste Industries Inc., 15880 N. Greenway Hayden Loop, Suite 100, Scottsdale, Ariz. 85260 * 602-423-2946; Reg. Office: 3837 W. 127th St., Alsip, Ill. 60803 * 708-824-3060

National/Speedman Transfer Station

County	Cook
Municipality	Chicago
Location	364 N. Green St.
Location ☎	312-226-0092
Hours of operation	Mon. - Sat.: 5 a.m. - 5 p.m.
Wastes accepted	Municipal, recyclables
Tipping fee	N/A
Owner	National Waste Services Inc.*
Operator	National Waste Services Inc.*

*A subsidiary of Allied Waste Industries Inc.

Facility Facts

Identification number	0316270025
Opened, year	1995*
Facility acreage	0.5

*Permitted to operate 4-13-95.

Wastes Received: 1996, 1997, 1998

	<u>Tons per year</u>	<u>Tons per day (average)</u>
1996	104,400	402
1997	104,400	402
1998	105,363	403

Inspections

Facility inspected by	Illinois EPA, Maywood Regional Office & Chicago Department of Environment
------------------------------	---

Contacts

Owner

National Waste Services Inc.*
2608 S. Damen Ave.
Chicago, Ill. 60650
☎ 773-579-3600

Operator

National Waste Services Inc.*
2608 S. Damen Ave.
Chicago, Ill. 60608
☎ 773-579-3600

*A subsidiary of Allied Waste Industries Inc., 15880 N. Greenway Hayden Loop, Suite 100, Scottsdale, Ariz. 85260 * 602-423-2946; Reg. Office: 3837 W. 127th St., Alsip, Ill. 60803 * 708-824-3060

Northwest Material Recovery & Recycling Facility

County	Cook
Municipality	Chicago
Location	750 N. Kilbourn Ave.
Location ☎	773-473-6801
Hours of operation	Continuous from 5 a.m. Mon. - 5 p.m. Sat.
Wastes accepted	Municipal, landscape waste, recyclables
Tipping fee	N/A
Owner	Chicago Department of Environment
Operator	Waste Management of Illinois Inc.*

*A subsidiary of USA Waste Services Inc./Waste Management Inc. Midwest

Facility Facts

Identification number	0316265018
Opened, year	1995*
Facility acreage	10

*Permitted to operate 12-1-95.

Wastes Received: 1996, 1997, 1998

	<u>Tons per year</u>	<u>Tons per day (average)</u>
1996	326,612*	1,142
1997	308,782	1,225 **
1998	N/A	N/A

*Blue bag recycling participant: diverted 23,651 tons of recyclables from landfills. **252 operating days per year

Inspections

Facility inspected by	Illinois EPA, Maywood Regional Office & Chicago Department of Environment
------------------------------	---

Contacts

Owner	Operator
Chicago Department of Environment 30 N. LaSalle St., 25th Floor Chicago, Ill. 60602 ☎ 312-744-5711	Waste Management of Illinois Inc.* 3033 Butterfield Road Oak Brook, Ill. 60521 ☎ 630-572-8800

*A subsidiary of USA Waste Services Inc./Waste Management Inc. Midwest, 1001 Fannin, Suite 4000, Houston, Tex. 77002 * 713-512-6200

Ravenswood Disposal Service Transfer Station

County	Cook
Municipality	Chicago
Location	200 N. Talman Ave.
Location ☎	773-776-7706
Hours of operation	Mon. - Fri.: 6 a.m. - 11 p.m.; Sat.: 6 a.m. - 5 p.m.
Wastes accepted	C & D debris
Tipping fee	N/A
Owner	Ravenswood Disposal Service Inc.
Operator	Ravenswood Disposal Service Inc.

Facility Facts

Identification number	0316270011
Opened, year	1994
Facility acreage	1.6

Wastes Received: 1996, 1997, 1998

	<u>Tons per year</u>	<u>Tons per day (average)</u>
1996	26,000	100
1997	26,000	100
1998	N/A	N/A

Inspections

Facility inspected by	Illinois EPA, Maywood Regional Office & Chicago Department of Environment
------------------------------	---

Contacts

Owner

Ravenswood Disposal Service Inc.
200 N. Talman Ave.
Chicago, Ill. 60612
☎ 773-776-7706

Operator

Ravenswood Disposal Service Inc.
200 N. Talman Ave.
Chicago, Ill. 60612
☎ 773-776-7706

Riverdale Recycling (New)

County	Cook
Municipality	Riverdale
Location	13901 S. Ashland Ave.
Location ☎	708-597-3380
Hours of operation	Mon. - Fri. 6 a.m.- 4 p.m.; Sat. 6 a.m.-noon
Wastes accepted	Municipal, recyclables
Tipping fee	N/A
Owner	Tri-State Disposal
Operator	Tri-State Disposal

Facility Facts

Identification number	0312580014
Opened, year	1997*
Facility acreage	11.5

*Operating permit issued on 12-19-97.

Wastes Received: 1996, 1997, 1998

	<u>Tons per year</u>	<u>Tons per day (average)</u>
1996	N/A	N/A
1997	N/A	N/A
1998	N/A	N/A

Inspections

Facility inspected by	Illinois EPA, Maywood Regional Office
------------------------------	---------------------------------------

Contacts

Owner	Operator
Tri-State Disposal 13701 S. Kostner Crestwood, Ill. 60445 ☎ 708-388-9910	Tri-State Disposal 13701 S. Kostner Crestwood, Ill. 60445 ☎ 708-388-9910

Rolling Meadows Transfer Station (New)*

County	Cook
Municipality	Rolling Meadows
Location	3851 Berdnick St.
Location ☎	N/A
Hours of operation	Mon. - Fri.: 6 a.m. - 6 p.m.; Sat. 6 a.m.- 1 p.m.
Wastes accepted	Municipal
Tipping fee	N/A
Owner	City of Rolling Meadows
Operator	BFI Waste Systems of North America Inc.*

*A subsidiary of Browning-Ferris Industries, Inc.

Facility Facts

Identification number	0312730009
Opened, year	1991*
Facility acreage	2.5

*Site re-opened 3-1-99; a new building was constructed.

Wastes Received: 1996, 1997, 1998

	<u>Tons per year</u>	<u>Tons per day (average)</u>
1996	3,000	12
1997	N/A	N/A
1998	N/A	N/A

Inspections

Facility inspected by	Illinois EPA, Maywood Regional Office
------------------------------	---------------------------------------

Contacts

Owner	Operator
City of Rolling Meadows 3900 Berdnick St. Rolling Meadows, Ill. 60008 ☎ 847-963-0500	BFI Waste Systems of North America Inc.* 3851 Berdnick St. Rolling Meadows, Ill. 60008 ☎ 847-776-7529

*A subsidiary of Browning-Ferris Industries, Inc., 757 N. Eldridge, Houston, Texas 77079 * 281-870-8100.

Shred-All Recycling Systems Transfer Station

County	Cook
Municipality	Chicago
Location	1231 W. 42nd St.
Location ☎	773-523-6900
Hours of operation	Mon. - Sat.: 23 hours daily - 3 a.m. - 2 a.m.
Wastes accepted	Municipal, recyclables
Tipping fee	N/A
Owner	Allied Waste Transportation*
Operator	National Waste Services Inc.*

*A subsidiary of Allied Waste Industries Inc.

Facility Facts

Identification number	0316610042
Opened, year	1993
Facility acreage	2.89

Wastes Received: 1996, 1997, 1998

	<u>Tons per year</u>	<u>Tons per day (average)</u>
1996	342,000	1,315
1997	350,000	1,346
1998	338,000	1,340

Inspections

Facility inspected by	Illinois EPA, Maywood Regional Office & Chicago Department of Environment
------------------------------	---

Contacts

Owner

Allied Waste Transportation*
2608 S. Damen Ave.
Chicago, Ill. 60608
☎ 773-579-3600

Operator

National Waste Services Inc.*
2608 S. Damen Ave.
Chicago, Ill. 60608
☎ 773-579-3600

*A subsidiary of Allied Waste Industries Inc., 15880 N. Greenway Hayden Loop, Suite 100, Scottsdale, Ariz. 85260 * 602-423-2946; Reg. Office: 3837 W. 127th St., Alsip, Ill. 60803 * 708-824-3060

Speedway Disposal & Recycling

County	Kane
Municipality	Elburn
Location	1 N. 138th Linlar St.
Location ☎	630-232-4377
Hours of operation	Mon. - Fri.: 6 a.m. - 5 p.m.; Sat.: 8 a.m. - noon
Wastes accepted	Municipal
Tipping fee	\$50/ton
Owner	New Horizons Ltd.
Operator	Speedway Disposal & Recycling

Facility Facts

Identification number	0898030004
Opened, year	1992
Facility acreage	4.7

Wastes Received: 1996, 1997, 1998

	<u>Tons per year</u>	<u>Tons per day (average)</u>
1996	52,200	201
1997	56,000	215
1998	91,000	350

Inspections

Facility inspected by	Illinois EPA, Maywood Regional Office
------------------------------	---------------------------------------

Contacts

Owner

New Horizons Ltd.
Box 461
Geneva, Ill. 60134
☎ 630-232-4377

Operator

Speedway Disposal & Recycling
P.O. Box 461
Geneva, Ill. 60134
☎ 630-232-7070

Star Disposal Service Transfer Station

County	Cook
Municipality	Park Forest
Location	20 South St.
Location ☎	708-748-8381
Hours of operation	Mon. - Fri.: 6 a.m. - 4 p.m.
Wastes accepted	Municipal
Tipping fee	\$40/ton
Owner	Homewood Scavenger Service Inc.
Operator	Homewood Scavenger Service Inc.

Facility Facts

Identification number	0314740001
Opened, year	1981
Facility acreage	3.84

Wastes Received: 1996, 1997, 1998

	<u>Tons per year</u>	<u>Tons per day (average)</u>
1996	91,350	351
1997	91,350	351
1998	94,120	362

Inspections

Facility inspected by	Illinois EPA, Maywood Regional Office
------------------------------	---------------------------------------

Contacts

Owner

Homewood Scavenger Service Inc.
 17415 S. Ashland Ave.
 East Hazel Crest, Ill. 60429
 ☎ 708-798-1004

Operator

Homewood Scavenger Service Inc.
 17415 S. Ashland Ave.
 East Hazel Crest, Ill. 60429
 ☎ 708-798-1004

Suburban Transfer Station*

County	Cook
Municipality	Crestwood
Location	4330 W. 137th Place
Location ☎	708-389-6389
Hours of operation	Mon. - Fri.: 5 a.m. - 10 p.m.; Sat.: 5 a.m. - 3 p.m.
Wastes accepted	Municipal, landscape waste, recyclables
Tipping fee	N/A
Owner	Illinois Recycling Services
Operator	Illinois Recycling Services

*Formerly USA Waste Services Crestwood Transfer Station.

Facility Facts

Identification number	0310600001
Opened, year	1981
Facility acreage	3.04

Wastes Received: 1996, 1997, 1998

	<u>Tons per year</u>	<u>Tons per day (average)</u>
1996	114,400	440
1997	134,112	479
1998	N/A	N/A

Inspections

Facility inspected by	Illinois EPA, Maywood Regional Office
------------------------------	---------------------------------------

Contacts

Owner

Illinois Recycling Services
13740 S. Kostner
Crestwood, Ill. 60445
☎ 708-389-6312

Operator

Illinois Recycling Services
4330 W. 137th Place
Crestwood, Ill. 60445
☎ 708-389-6375

TCD Services Transfer Station (Closed)

County	Will
Municipality	Wilmington
Location	Route 53 & Coal City Road
Location ☎	N/A
Hours of operation	Mon. - Fri.: 7 a.m. - 5 p.m.
Wastes accepted	Municipal, landscape waste (separated), recyclables
Tipping fee	N/A
Owner	Waste Management of Illinois Inc.*
Operator	Waste Management of Illinois Inc.*

*A subsidiary of USA Waste Services Inc./Waste Management Inc. Midwest

Facility Facts

Identification number	1971100003
Opened, year	1980 - 1998
Facility acreage	5.9

Wastes Received: 1996, 1997, 1998

	<u>Tons per year</u>	<u>Tons per day (average)</u>
1996	13,833	53
1997	13,833	53
1998	N/A	N/A

Inspections

Facility inspected by	Illinois EPA, Maywood Regional Office & Will County Land Use Department Waste Services Division
------------------------------	---

Contacts

Owner	Operator
Waste Management of Illinois Inc.* 3003 Butterfield Road Oak Brook, Ill. 60521 ☎ 630-572-8800	Waste Management of Illinois Inc.* 3033 Butterfield Road Oak Brook, Ill. 60521 ☎ 630-562-8800

*A subsidiary of USA Waste Services Inc./Waste Management Inc. Midwest, 1001 Fannin, Suite 4000, Houston, Tex. 77002 *
713-512-6200

United Disposal of Bradley Transfer Station

County	Kankakee
Municipality	Bradley
Location	1000 E. Liberty
Location ☎	815-933-0081
Hours of operation	Mon. - Sat.: 6 a.m. - 5 p.m.
Wastes accepted	Municipal
Tipping fee	N/A
Owner	United Disposal of Bradley Inc.
Operator	United Disposal of Bradley Inc.

*Trust #0799, Municipal Trust & Savings Bank

Facility Facts

Identification number	0910200013
Opened, year	1995*
Facility acreage	4.7

*Permitted to operate 1-19-95.

Wastes Received: 1996, 1997, 1998

	<u>Tons per year</u>	<u>Tons per day (average)</u>
1996	16,965	65
1997	16,965	65
1998	N/A	N/A

Inspections

Facility inspected by	Illinois EPA, Maywood Regional Office & Kankakee County Health Department
------------------------------	---

Contacts

Owner

United Disposal of Bradley Inc.
1000 E. Liberty
☎ 815-933-0081
Fax: N/A

Operator

United Disposal of Bradley Inc.
1000 E. Liberty
☎ 815-933-0081
Fax: N/A

*Trust #0799, Municipal Trust & Savings Bank, Box 146, Bourbonnais, Ill. 60914 * 815-226-9803

USA Waste Services/Chicago Transfer Station

County	Cook
Municipality	Chicago
Location	16 W. 64th St.
Location ☎	773-994-6031
Hours of operation	Mon. - Fri.: 7 a.m. - 2 p.m.
Wastes accepted	Municipal
Tipping fee	N/A
Owner	Allied Waste Transportation*
Operator	National Waste Services Inc.*

*A subsidiary of Allied Waste Industries Inc.

Facility Facts

Identification number	0316680003
Opened, year	1986
Facility acreage	6

Wastes Received: 1996, 1997, 1998

	<u>Tons per year</u>	<u>Tons per day (average)</u>
1996	195,750	753
1997	195,750	753
1998	195,750	753

Inspections

Facility inspected by	Illinois EPA, Maywood Regional Office & Chicago Department of Environment
------------------------------	---

Contacts

Owner	Operator
Allied Waste Transportation*	National Waste Services Inc.*
2608 S. Damen Ave.	16 W. 64th St.
Chicago, Ill. 60608	Chicago, Ill. 60621
☎ 773-579-3600	☎ 773-994-6031

*A subsidiary of Allied Waste Industries Inc., 15880 N. Greenway Hayden Loop, Suite 100, Scottsdale, Ariz. 85260 * 602-423-2946; Reg. Office: 3837 W. 127th St., Alsip, Ill. 60803 * 708-824-3060

Waste Mgt.-Metro/Chicago Transfer Station

County	Cook
Municipality	Chicago
Location	1500 N. Hooker St.
Location ☎	312-994-6031
Hours of operation	Mon. - Sat.: 24 hours daily
Wastes accepted	Municipal
Tipping fee	\$45/ton
Owner	Waste Management of Illinois Inc.*
Operator	Waste Management of Illinois Inc.*

*A subsidiary of USA Waste Services Inc./Waste Management Inc. Midwest

Facility Facts

Identification number	0316000052
Opened, year	1981
Facility acreage	7.95

Wastes Received: 1996, 1997, 1998

	<u>Tons per year</u>	<u>Tons per day (average)</u>
1996	417,600	1,606
1997	313,347	1,275
1998	338,472	1,382

Inspections

Facility inspected by	Illinois EPA, Maywood Regional Office & Chicago Department of Environment
------------------------------	---

Contacts

Owner	Operator
Waste Management of Illinois Inc.* 3003 Butterfield Road Oak Brook, Ill. 60521 ☎ 630-572-8800	Waste Management of Illinois Inc.* 1500 N. Hooker St. Chicago, Ill. 60651 ☎ 312-994-6031

*A subsidiary of USA Waste Services Inc./Waste Management Inc. Midwest, 1001 Fannin, Suite 4000, Houston, Tex. 77002 *
713-512-6200

Waste Mgt.-Metro/Stickney Transfer Station

County	Cook
Municipality	Stickney
Location	39th Street and Laramie Avenue
Location ☎	708-656-5350
Hours of operation	Mon. - Sat.: 12 a.m. - 4:30 p.m.
Wastes accepted	Municipal
Tipping fee	\$45/ton
Owner	Waste Management of Illinois Inc.*
Operator	Waste Management of Illinois Inc.*

*A subsidiary of USA Waste Services Inc./Waste Management Inc. Midwest

Facility Facts

Identification number	0313000001
Opened, year	1980
Facility acreage	9.27

Wastes Received: 1996, 1997, 1998

	<u>Tons per year</u>	<u>Tons per day (average)</u>
1996	313,200	1,205
1997	412,098	1,760
1998	452,582	1,780

Inspections

Facility inspected by	Illinois EPA, Maywood Regional Office
------------------------------	---------------------------------------

Contacts

Owner	Operator
Waste Management of Illinois Inc.* 3003 Butterfield Road Oak Brook, Ill. 60521 ☎ 630-572-8800	Waste Management of Illinois Inc.* 3815 S. Laramie Ave. Stickney, Ill. 60650 ☎ 708-656-5350

*A subsidiary of USA Waste Services Inc./Waste Management Inc. Midwest, 1001 Fannin, Suite 4000, Houston, Tex. 77002 *
713-512-6200

Waste Mgt.-Northwest/Wheeling Transfer Station

County	Cook
Municipality	Wheeling
Location	350 Sumac Road, Box 396
Location ☎	847-520-7200
Hours of operation	Mon. - Fri.: 5 a.m. - 6:30 p.m.; Sat.: 6 a.m. - noon
Wastes accepted	Municipal, recyclables
Tipping fee	\$43.50/ton
Owner	Waste Management of Illinois Inc.*
Operator	Waste Management of Illinois Inc.*

*A subsidiary of USA Waste Services Inc./Waste Management Inc. Midwest

Facility Facts

Identification number	0313240004
Opened, year	1984
Facility acreage	1.32

Wastes Received: 1996, 1997, 1998

	<u>Tons per year</u>	<u>Tons per day (average)</u>
1996	261,000	1,004
1997	261,000	1,004
1998	275,000	1,074

Inspections

Facility inspected by	Illinois EPA, Maywood Regional Office
------------------------------	---------------------------------------

Contacts

Owner	Operator
Waste Management of Illinois Inc.* 3003 Butterfield Road Oak Brook, Ill. 60521 ☎ 630-572-8800	Waste Management of Illinois Inc.* 350 Sumac Road, P.O. Box 396 Wheeling, Ill. 60090 ☎ 847-520-7200

*A subsidiary of USA Waste Services Inc./Waste Management Inc. Midwest, 1001 Fannin, Suite 4000, Houston, Tex. 77002 *
713-512-6200

Waste Mgt.-South Suburbs/Recycle America

County	Cook
Municipality	Alsip
Location	11549 S. Austin
Location ☎	708-422-2225
Hours of operation	Mon. - Fri.: 2 a.m. - 8 p.m.
Wastes accepted	Recyclables
Tipping fee	N/A
Owner	Waste Management of Illinois Inc.*
Operator	Waste Management of Illinois Inc.*

*A subsidiary of USA Waste Services Inc./Waste Management Inc. Midwest

Facility Facts

Identification number	0313360003
Opened, year	1982
Facility acreage	1.8

Wastes Received: 1996, 1997, 1998

	<u>Tons per year</u>	<u>Tons per day (average)</u>
1996	91,350	351
1997	91,350	351
1998	131,893	507

Inspections

Facility inspected by	Illinois EPA, Maywood Regional Office
------------------------------	---------------------------------------

Contacts

Owner	Operator
Waste Management of Illinois Inc.* 720 E. Butterfield Road Lombard, Ill. 60148 ☎ 630-572-8800	Waste Management of Illinois Inc.* 11549 S. Austin Alsip, Ill. 60482 ☎ 708-422-2225

*A subsidiary of USA Waste Services Inc./Waste Management Inc. Midwest, 1001 Fannin, Suite 4000, Houston, Tex. 77002 *
713-512-6200

West Cook Transfer Station (new)

County	Cook
Municipality	Forest View
Location	6201 W. Canal Bank Road
Location ☎	708-458-0521
Hours of operation	Mon. - Fri.: 6 a.m. - 5 p.m.; Sat.: 7 a.m. - noon
Wastes accepted	Municipal
Tipping fee	\$35/ton
Owner	Foster Wheeler Midwest
Operator	Midwest Transfer Services Inc.

Facility Facts

Identification number	0310930005
Opened, year	1997*
Facility acreage	4.96

*Began accepting wastes in summer 1997 at a rate of 100-150 tons per day.

Wastes Received: 1996, 1997, 1998

	<u>Tons per year</u>	<u>Tons per day (average)</u>
1996	N/A	N/A
1997	N/A	N/A
1998	113,760	406

Inspections

Facility inspected by	Illinois EPA, Maywood Regional Office
------------------------------	---------------------------------------

Contacts

Owner	Operator
Foster Wheeler Midwest Perryville Corporate Park Clinton, N.Jer. 08809 ☎ 708-396-0100	Midwest Transfer Services Inc. Box 49 Mokena, Ill. 60448 ☎ 708-458-0521

Wheeling Township Transfer Station

County	Cook
Municipality	Glenview
Location	1151 Des Plaines River Road
Location ☎	773-242-1977
Hours of operation	Mon. - Fri.: 6 a.m. - 9 p.m.; Sat.: 6 a.m. - noon
Wastes accepted	Municipal, landscape waste
Tipping fee	N/A
Owner	Solid Waste Agency of Northern Cook Co.
Operator	Groot Recycling & Waste Services Inc.

Facility Facts

Identification number	0310630059
Opened, year	1994
Facility acreage	7

Wastes Received: 1996, 1997, 1998

	<u>Tons per year</u>	<u>Tons per day (average)</u>
1996	250,038	962
1997	286,000	1,000*
1998	266,079	1,023

*286 operating days per year

Inspections

Facility inspected by	Illinois EPA, Maywood Regional Office
------------------------------	---------------------------------------

Contacts

Owner

Solid Waste Agency of Northern Cook Co.
1616 E. Golf Road
Des Plaines, Ill. 60016
☎ 847-296-9200

Operator

Groot Recycling & Waste Services Inc.
1759 Elmhurst Road
Elk Grove Village, Ill. 60007
☎ 773-242-1977

CDT Landfill Corp. Compost Facility

County	Will
Municipality	Joliet
Location	2851 Mound Road
Location ☎	815-741-0736
Hours of operation	Mon. - Fri.: 6 a.m. - 4 p.m.
Wastes Accepted	Grass, Leaves, Brush
Owner	CDT Landfill Corp.
Operator	CDT Landfill Corp.

Facility Facts

Identification number	1978170005
Date/Year Open - Date/Year Closed	7-31-95/6-7-96 -
Permit Expires	7-31-00
Facility Inspected By	Will County Waste Services Division & Illinois EPA, Maywood Regional Office

Landscape Waste Received (cu. yds): 1997 & 1998

	Grass cu. yds.	Leaves cu. yds.	Brush cu. yds.
1997	27,820	2,366	10,445
1998	47,959*	19,060	21,814*

* Grass and brush was delivered co-mingled; Estimated 70% grass and 30% brush this year.

Total Landscape Waste Received (tons): 1997 & 1998

1997 tons per year	15,591
1998 tons per year	30,458

1998 Amounts Used/Sold (cubic yards)

	Composted	Chipped/Shredded
Land Reclamation	0	0
Daily Landfill Cover	0	0
Final Landfill Cover	0	0
Landscaping	23,092	651
Land Application at Agronomic Rates	0	0
Other	0	0
TOTAL	23,092	651

Contacts

Owner

CDT Landfill Corp.
2851 Mound Road
Joliet, Ill. 60436
☎ 815-741-0736

Operator

CDT Landfill Corp.
2851 Mound Road
Joliet, Ill. 60436
☎ 815-741-0736

Chicago Botanic Garden

County	Cook
Municipality	Glencoe
Location	Southeast of Skokie Lagoon Preserve
Location ☎	847-835-5500
Hours of operation	Mon. - Fri.: 7 a.m. - 2:30 p.m.
Wastes Accepted	Grass, Leaves, Brush
Owner	Cook County Forest Preserve Dist.
Operator	Chicago Botanic Garden

Facility Facts

Identification number	0310990003
Date/Year Open - Date/Year Closed	6-5-90 -
Permit Expires	3-1-03
Facility Inspected By	Illinois EPA, Maywood Regional Office

Landscape Waste Received (cu. yds): 1997 & 1998

	Grass cu. yds.	Leaves cu. yds.	Brush cu. yds.
1997	2,039	2,185	3,059
1998	1,401	1,571	3,712

Total Landscape Waste Received (tons): 1997 & 1998

1997 tons per year	1,711
1998 tons per year	1,431

1998 Amounts Used/Sold (cubic yards)

	Composted	Chipped/Shredded
Land Reclamation	0	0
Daily Landfill Cover	0	0
Final Landfill Cover	0	0
Landscaping	0	5,107
Land Application at Agronomic Rates	0	0
Other	0	0
TOTAL	0	5,107

All amounts received were shredded and used for mulch for landscaping, not composted.

Contacts

Owner

Cook County Forest Preserve Dist.
536 N. Harlem Ave.
River Forest, Ill. 60305
☎ 773-261-8400

Operator

Chicago Botanic Garden
Box 400
Glencoe, Ill. 60022
☎ 847-835-5500

CID RDF #4 Compost Facility (New)

County	Cook
Municipality	Chicago
Location	138th Street & I-94 (Calumet Expressway)
Location ☎	773-646-3099
Hours of operation	Mon. - Sat.: 7 a.m. - 5 p.m.
Wastes Accepted	Landscape waste, mixed municipal waste
Owner	Waste Management of Illinois Inc.*
Operator	Waste Management of Illinois Inc.*

*A subsidiary of USA Waste Services Inc./Waste Management Inc. Midwest

Facility Facts

Identification number	0310390001
Date/Year Open - Date/Year Closed	7-21-98 -
Permit Expires	7-1-03
Facility Inspected By	Chicago Dept. of Environment & Illinois EPA, Maywood Regional Office

Landscape Waste Received (cu. yds): 1997 & 1998

	Grass cu. yds.	Leaves cu. yds.	Brush cu. yds.
1997	N/A	N/A	N/A
1998	N/A	N/A	N/A

Landscape waste components not itemized.

Total Landscape Waste Received (tons): 1997 & 1998

1997 tons per year	N/A
1998 tons per year	3,916

1998 Amounts Used/Sold (cubic yards)

	Composted	Chipped/Shredded
Land Reclamation	N/A	N/A
Daily Landfill Cover	N/A	N/A
Final Landfill Cover	N/A	N/A
Landscaping	N/A	N/A
Land Application at Agronomic Rates	N/A	N/A
Other	N/A	N/A
TOTAL	N/A	N/A

Contacts

Owner

Waste Management of Illinois Inc.*
P.O. Box 1309
Calumet City, Ill. 60409
☎ 773-646-3099

Operator

Waste Management of Illinois Inc.*
P.O. Box 1309
Calumet City, Ill. 60409
☎ 773-646-3099

*A subsidiary of USA Waste Services Inc./Waste Management Inc. Midwest, 1001 Fannin, Suite 4000, Houston, Tex. 77002 *
713-512-6200

Crystal Lake Composting

County	McHenry
Municipality	Crystal Lake
Location	Woodstock St. & Walkup Ave.
Location ☎	815-459-2020
Hours of operation	1st & 3rd Sats.: 9 a.m. - 4 p.m. March-Nov.
Wastes Accepted	Leaves, Brush
Owner	City of Crystal Lake, Engineering Dept.
Operator	City of Crystal Lake, Engineering Dept.

Facility Facts

Identification number	1110150034
Date/Year Open - Date/Year Closed	6-5-92 -
Permit Expires	6-12-00
Facility Inspected By	McHenry County Health Dept. & Illinois EPA, Maywood Regional Office

Landscape Waste Received (cu. yds): 1997 & 1998

	Grass cu. yds.	Leaves cu. yds.	Brush cu. yds.
1997	0	9,852	8,141
1998	0	8,542	7,008

Total Landscape Waste Received (tons): 1997 & 1998

1997 tons per year	3,191
1998 tons per year	2,759

1998 Amounts Used/Sold (cubic yards)

	Composted	Chipped/Shredded
Land Reclamation	0	0
Daily Landfill Cover	0	0
Final Landfill Cover	0	0
Landscaping	550	700
Land Application at Agronomic Rates	0	0
Other	0	0
TOTAL	550	700

Contacts

Owner

City of Crystal Lake, Engineering Dept.
Box 597
Crystal Lake, Ill. 60014
☎ 815-459-2020

Operator

City of Crystal Lake, Engineering Dept.
P.O. Box 597
Crystal Lake, Ill. 60014
☎ 815-459-2020

DK-Lake Bluff

County	Lake
Municipality	Lake Bluff
Location	664 Rockland Road
Location ☎	847-234-0774
Hours of operation	Mon. - Fri.: 7 a.m. - 5 p.m.; Sat.: 7 a.m. - noon
Wastes Accepted	Grass, Leaves, Brush
Owner	Village of Lake Bluff
Operator	DK Recycling Systems Inc.

Facility Facts

Identification number	0970750012
Date/Year Open - Date/Year Closed	8-2-95 -
Permit Expires	7-25-00
Facility Inspected By	Lake County Health Dept. & Illinois EPA, Maywood Regional Office

Landscape Waste Received (cu. yds): 1997 & 1998

	Grass cu. yds.	Leaves cu. yds.	Brush cu. yds.
1997	2,846	1,259	1,369
1998	3,195	2,481	2,459

Total Landscape Waste Received (tons): 1997 & 1998

1997 tons per year	1,596
1998 tons per year	2,143

1998 Amounts Used/Sold (cubic yards)

	Composted	Chipped/Shredded
Land Reclamation	0	0
Daily Landfill Cover	0	0
Final Landfill Cover	0	0
Landscaping	2,670	0
Land Application at Agronomic Rates	0	0
Other	0	0
TOTAL	2,670	0

Contacts

Owner

Village of Lake Bluff
40 E. Center St.
Lake Bluff, Ill. 60044
☎ 847-866-2940

Operator

DK Recycling Systems Inc.
11 N. Skokie Highway
Lake Bluff, Ill. 60044
☎ 847-234-5499

Elgin Compost Facility

County	Kane
Municipality	Elgin
Location	South McLean Blvd., South of Route 20
Location ☎	847-697-3160
Hours of operation	N/A
Wastes Accepted	Leaves from Elgin's autumn collection*
Owner	City of Elgin
Operator	City of Elgin

*Accepts and processes only leaves collected in Elgin's autumn leaf collection program.

Facility Facts

Identification number	0894380047
Date/Year Open - Date/Year Closed	9-12-91 -
Permit Expires	2-15-01
Facility Inspected By	Illinois EPA, Maywood Regional Office

Landscape Waste Received (cu. yds): 1997 & 1998

	Grass cu. yds.	Leaves cu. yds.	Brush cu. yds.
1997	0	12,995	0
1998	0	13,690	0

Total Landscape Waste Received (tons): 1997 & 1998

1997 tons per year	2,599
1998 tons per year	2,738

1998 Amounts Used/Sold (cubic yards)

	Composted	Chipped/Shredded
Land Reclamation	0	0
Daily Landfill Cover	0	0
Final Landfill Cover	0	0
Landscaping	0	0
Land Application at Agronomic Rates	2,882	0
Other	0	0
TOTAL	2,882	0

Contacts

Owner

City of Elgin
150 Dexter Court
Elgin, Ill. 60120
☎ 847-931-5955

Operator

City of Elgin
150 Dexter Court
Elgin, Ill. 60120
☎ 847-931-5955

Environtech Compost Facility (Closed)

County	Grundy
Municipality	Morris
Location	1800 N. Ashley Road
Location ☎	815-942-1800
Hours of operation	N/A
Wastes Accepted	N/A
Owner	Environtech Inc.*
Operator	Environtech Inc.*

*A subsidiary of American Disposal Services of Illinois

Facility Facts

Identification number	0638140002
Date/Year Open - Date/Year Closed	12-22-89 - 1997
Permit Expires	N/A
Facility Inspected By	Illinois EPA, Maywood Regional Office

Landscape Waste Received (cu. yds): 1997 & 1998

	Grass cu. yds.	Leaves cu. yds.	Brush cu. yds.
1997	12	3	<1
1998	0	0	0

Total Landscape Waste Received (tons): 1997 & 1998

1997 tons per year	6
1998 tons per year	0

1998 Amounts Used/Sold (cubic yards)

	Composted	Chipped/Shredded
Land Reclamation	N/A	N/A
Daily Landfill Cover	N/A	N/A
Final Landfill Cover	N/A	N/A
Landscaping	N/A	N/A
Land Application at Agronomic Rates	N/A	N/A
Other	N/A	N/A
TOTAL	N/A	N/A

Contacts

Owner

Environtech Inc.*
1800 N. Ashley Road
Morris, Ill. 60450
☎ 815-942-1800

Operator

Environtech Inc.*
1800 N. Ashley Road
Morris, Ill. 60450
☎ 815-942-1800

*A subsidiary of American Disposal Services of Illinois, RR 3, Box 646, Pontiac, Ill. 61764 * 815-844-3911

Green Organics Inc.*

County	Kendall
Municipality	Bristol
Location	1270 E. Beecher
Location ☎	630-553-6409
Hours of operation	Mon. - Fri.: 7 a.m. - 4 p.m.; Sat.: 7 a.m. - noon
Wastes Accepted	Grass, Leaves, Brush*
Owner	Scotts/Hydroponex
Operator	O.M. Scott & Sons Co.

*Formerly Scotts Composting

Facility Facts

Identification number	0938010005
Date/Year Open - Date/Year Closed	N/A - N/A
Permit Expires	N/A
Facility Inspected By	Illinois EPA, Maywood Regional Office

Landscape Waste Received (cu. yds): 1997 & 1998

	Grass cu. yds.	Leaves cu. yds.	Brush cu. yds.
1997	29,593	24,680	13,926
1998	2,000	64,546	3,787

Total Landscape Waste Received (tons): 1997 & 1998

1997 tons per year	18,862
1998 tons per year	20,731

1998 Amounts Used/Sold (cubic yards)

	Composted	Chipped/Shredded
Land Reclamation	0	0
Daily Landfill Cover	0	0
Final Landfill Cover	0	0
Landscaping	0	0
Land Application at Agronomic Rates	0	0
Other	0	0
TOTAL	34,320	2,613

*Landscape waste & chipped brush transported off site for bagging purposes.

Contacts

Owner

Scotts/Hydroponex
23580 Bluff Road
Channahon, Ill. 60410
☎ N/A

Operator

O.M. Scott & Sons Co.
14310 Scottslawn Road
Maryville, Ohio 43041
☎ 800-521-7473

Hazel Crest Composting

County	Cook
Municipality	Hazel Crest
Location	2600 W. 170th Place
Location ☎	708-335-9620
Hours of operation	Wed.: 1 p.m. - 7 p.m.; Sat.-Sun.: 9 a.m. - 4 p.m.
Wastes Accepted	Grass, Leaves, Brush
Owner	Village of Hazel Crest
Operator	Village of Hazel Crest

Facility Facts

Identification number	0311170002
Date/Year Open - Date/Year Closed	6-27-90 -
Permit Expires	5-1-04
Facility Inspected By	Illinois EPA, Maywood Regional Office

Landscape Waste Received (cu. yds): 1997 & 1998

	Grass cu. yds.	Leaves cu. yds.	Brush cu. yds.
1997	N/A	N/A	N/A
1998	4,109	4,333	2,656

Grass volume = 1,644 tons; Leaves volume = 867 tons; Brush volume = 398 tons

Total Landscape Waste Received (tons): 1997 & 1998

1997 tons per year	4,109
1998 tons per year	2,909

1998 Amounts Used/Sold (cubic yards)

	Composted	Chipped/Shredded
Land Reclamation	0	0
Daily Landfill Cover	0	0
Final Landfill Cover	0	0
Landscaping	2,247	4,579
Land Application at Agronomic Rates	0	0
Other	0	0
TOTAL	2,247	4,579

Contacts

Owner

Village of Hazel Crest
3000 W. 170th Place
Hazel Crest, Ill. 60429
☎ 708-335-9600

Operator

Village of Hazel Crest
3000 W. 170th Place
Hazel Crest, Ill. 60429
☎ 708-335-9600

James Park Leaf Compost

County	Cook
Municipality	Evanston
Location	2222 Oakton St.
Location ☎	N/A
Hours of operation	N/A
Wastes Accepted	Grass, Leaves, Brush
Owner	City of Evanston
Operator	City of Evanston

Facility Facts

Identification number	0310810013
Date/Year Open - Date/Year Closed	8-10-90 -
Permit Expires	8-1-03
Facility Inspected By	Illinois EPA, Maywood Regional Office

Landscape Waste Received (cu. yds): 1997 & 1998

	Grass cu. yds.	Leaves cu. yds.	Brush cu. yds.
1997	501	3,260	190
1998	819	5,332	311

Total Landscape Waste Received (tons): 1997 & 1998

1997 tons per year	1,186
1998 tons per year	1,939

1998 Amounts Used/Sold (cubic yards)

	Composted	Chipped/Shredded
Land Reclamation	0	0
Daily Landfill Cover	0	0
Final Landfill Cover	0	0
Landscaping	2,154	0
Land Application at Agronomic Rates	0	0
Other	0	0
TOTAL	2,154	0

Contacts

Owner

City of Evanston
2100 Ridge Ave.
Evanston, Ill. 60201
☎ 847-866-2940

Operator

City of Evanston
2100 Ridge Ave.
Evanston, Ill. 60201
☎ 847-866-2940

Lake Bluff Municipal #2 Compost Facility

County	Lake
Municipality	Lake Bluff
Location	664 Rockland Road
Location ☎	847-234-0774
Hours of operation	Mon. - Fri.: 7 a.m. - 5 p.m.; Sat.: 7 a.m. - noon
Wastes Accepted	Grass, Leaves, Brush
Owner	Village of Lake Bluff
Operator	DK Recycling Systems Inc.

Facility Facts

Identification number	0970750002
Date/Year Open - Date/Year Closed	4-2-90 -
Permit Expires	10-1-02
Facility Inspected By	Lake County Health Dept. & Illinois EPA, Maywood Regional Office

Landscape Waste Received (cu. yds): 1997 & 1998

	Grass cu. yds.	Leaves cu. yds.	Brush cu. yds.
1997	1,708	756	821
1998	1,148	1,137	382

Total Landscape Waste Received (tons): 1997 & 1998

1997 tons per year	958
1998 tons per year	744

1998 Amounts Used/Sold (cubic yards)

	Composted	Chipped/Shredded
Land Reclamation	0	0
Daily Landfill Cover	0	0
Final Landfill Cover	0	0
Landscaping	750	0
Land Application at Agronomic Rates	0	0
Other	0	0
TOTAL	750	0

Contacts

Owner

Village of Lake Bluff
40 E. Center Ave.
Lake Bluff, Ill. 60044
☎ 847-866-2940

Operator

DK Recycling Systems Inc.
11 N. Skokie Highway
Lake Bluff, Ill. 60044
☎ 847-234-5499

Lake Forest Recycling & Compost Center

County	Lake
Municipality	Lake Forest
Location	Route 60; 1381 W. Kennedy Road
Location ☎	N/A
Hours of operation	Mon. - Fri.: 10 a.m. - 4 p.m.
Wastes Accepted	Grass, Leaves, Brush
Owner	City of Lake Forest
Operator	DK Recycling Systems Inc.

Facility Facts

Identification number	0970800005
Date/Year Open - Date/Year Closed	1993 -
Permit Expires	12-01-02
Facility Inspected By	Lake County Health Dept. & Illinois EPA, Maywood Regional Office

Landscape Waste Received (cu. yds): 1997 & 1998

	Grass cu. yds.	Leaves cu. yds.	Brush cu. yds.
1997	5,257	5,256	2,628
1998	7,926	7,009	4,488

Total Landscape Waste Received (tons): 1997 & 1998

1997 tons per year	3,548
1998 tons per year	5,245

1998 Amounts Used/Sold (cubic yards)

	Composted	Chipped/Shredded
Land Reclamation	0	0
Daily Landfill Cover	0	0
Final Landfill Cover	0	0
Landscaping	5,907	0
Land Application at Agronomic Rates	0	0
Other	0	0
TOTAL	5,907	0

Contacts

Owner

City of Lake Forest
220 E. Deer Path
Lake Forest, Ill. 60845
☎ 708-234-3537

Operator

DK Recycling Systems Inc.
11 N. Skokie Highway
Lake Bluff, Ill. 60044
☎ 847-234-5499

Land & Lakes #2 Landfill Compost Facility

County	Cook
Municipality	Chicago
Location	1220 E. 138th St.
Location ☎	773-646-1138
Hours of operation	Mon. - Fri.: 5:30 a.m. - 5 p.m.; Sat.: 5:30 a.m. - 3:30 p.m.
Wastes Accepted	Landscape waste
Owner	MCM Land Co.*
Operator	Land & Lakes Co.

*A subsidiary of Land & Lakes Co.

Facility Facts

Identification number	0316000005
Date/Year Open - Date/Year Closed	2-23-90 -
Permit Expires	2-23-03
Facility Inspected By	Chicago Dept. of Environment & Illinois EPA, Maywood Regional Office

Landscape Waste Received (cu. yds): 1997 & 1998

	Grass cu. yds.	Leaves cu. yds.	Brush cu. yds.
1997	N/A	N/A	N/A
1998	N/A	N/A	N/A

Amount of each component was unavailable; Used a conversion factor of 500 pounds per cubic yard.

Total Landscape Waste Received (tons): 1997 & 1998

1997 tons per year	732
1998 tons per year	2,743

1998 Amounts Used/Sold (cubic yards)

	Composted	Chipped/Shredded
Land Reclamation	N/A	N/A
Daily Landfill Cover	N/A	N/A
Final Landfill Cover	N/A	N/A
Landscaping	N/A	N/A
Land Application at Agronomic Rates	N/A	N/A
Other	N/A	N/A
TOTAL	N/A	N/A

Contacts

Owner

MCM Land Co.*
123 N. Northwest Highway
Park Ridge, Ill. 60068
☎ 847-825-5000

Operator

Land & Lakes Co.
Box 778
Park Ridge, Ill. 60068
☎ 847-825-5000

*A subsidiary of Land & Lakes Co.

Land & Lakes/Wheeling Compost Facility

County	Lake
Municipality	Deerfield
Location	21488 N. Milwaukee
Location ☎	847-520-1857
Hours of operation	Mon. - Fri.: 7 a.m. - 3 p.m.; Sat.: 6 a.m. - 2 p.m.
Wastes Accepted	Landscape waste
Owner	Land & Lakes Co.
Operator	Land & Lakes Co.

Facility Facts

Identification number	0978120004
Date/Year Open - Date/Year Closed	4-2-90 -
Permit Expires	3-26-03
Facility Inspected By	Lake County Health Dept. & Illinois EPA, Maywood Regional Office

Landscape Waste Received (cu. yds): 1997 & 1998

	Grass cu. yds.	Leaves cu. yds.	Brush cu. yds.
1997	N/A	N/A	N/A
1998	N/A	N/A	N/A

Amount of each component was unavailable; Used a conversion factor of 500 pounds per cubic yard.

Total Landscape Waste Received (tons): 1997 & 1998

1997 tons per year	34,649
1998 tons per year	32,560

1998 Amounts Used/Sold (cubic yards)

	Composted	Chipped/Shredded
Land Reclamation	0	0
Daily Landfill Cover	0	0
Final Landfill Cover	500	0
Landscaping	27,589	0
Land Application at Agronomic Rates	0	0
Other	1,665	97
TOTAL	29,754	97

Contacts

Owner

Land & Lakes Co.
Box 778
Park Ridge, Ill. 60068
☎ 847-825-5000

Operator

Land & Lakes Co.
Box 778
Park Ridge, Ill. 60068
☎ 847-825-5000

Land & Lakes/Willow Ranch Compost Facility

County	Will
Municipality	Romeoville
Location	1371 N. Joliet Road
Location ☎	630-739-0398
Hours of operation	Mon. - Fri.: 7 a.m. - 3:30 p.m.
Wastes Accepted	Landscape waste
Owner	Land & Lakes/Willow Ranch
Operator	NBD Trust Co. of Illinois

Facility Facts

Identification number	1978030003
Date/Year Open - Date/Year Closed	4-2-90 -
Permit Expires	7-31-02
Facility Inspected By	Will County Waste Services Division & Illinois EPA, Maywood Regional Office

Landscape Waste Received (cu. yds): 1997 & 1998

	Grass cu. yds.	Leaves cu. yds.	Brush cu. yds.
1997	N/A	N/A	N/A
1998	N/A	N/A	N/A

Amount of each component was unavailable; Conversion factor 600 pounds per cubic yard.

Total Landscape Waste Received (tons): 1997 & 1998

1997 tons per year	5,249
1998 tons per year	6,218

1998 Amounts Used/Sold (cubic yards)

	Composted	Chipped/Shredded
Land Reclamation	0	0
Daily Landfill Cover	0	0
Final Landfill Cover	500	0
Landscaping	13,387	0
Land Application at Agronomic Rates	0	0
Other	624	0
TOTAL	14,511	0

Contacts

Owner

Land & Lakes/Willow Ranch
123 N. Northwest Highway
Park Ridge, Ill. 60068
☎ 847-825-5000

Operator

NBD Trust Co. of Illinois
1 S. Northwest Highway
Park Ridge, Ill. 60068
☎ N/A

LDK Compost*

County	Lake
Municipality	Lake Bluff
Location	30010 N. Skokie Hwy.
Location ☎	N/A
Hours of operation	Mon. - Fri.: 7 a.m. - 5 p.m.; Sat.: 7 a.m. - noon
Wastes Accepted	Grass, Leaves, Brush
Owner	MBL Development
Operator	LDK Composting Inc.

*Also known as DK Lenzini Compost Site

Facility Facts

Identification number	0971250014
Date/Year Open - Date/Year Closed	7-26-89 -
Permit Expires	7-26-02
Facility Inspected By	Lake County Health Dept. & Illinois EPA, Maywood Regional Office

Landscape Waste Received (cu. yds): 1997 & 1998

	Grass cu. yds.	Leaves cu. yds.	Brush cu. yds.
1997	14,901	18,123	7,249
1998	15,761	21,162	7,864

Total Landscape Waste Received (tons): 1997 & 1998

1997 tons per year	10,672
1998 tons per year	11,716

1998 Amounts Used/Sold (cubic yards)

	Composted	Chipped/Shredded
Land Reclamation	0	0
Daily Landfill Cover	0	0
Final Landfill Cover	0	0
Landscaping	13,369	0
Land Application at Agronomic Rates	0	0
Other	0	0
TOTAL	13,369	0

Contacts

Owner

MBL Development
200 Industrial Drive
Lincolnshire, Ill. 60069
☎ N/A

Operator

LDK Composting Inc.
11 N. Skokie Highway
Lake Bluff, Ill. 60044
☎ 847-234-5499

Meadowview Yard Waste Conversion (closed)

County	Lake
Municipality	Grayslake
Location	30869 N. Route 83
Location ☎	847-223-5352
Hours of operation	N/A
Wastes Accepted	Landscape waste
Owner	Waste Management of Illinois Inc.*
Operator	Waste Management of Illinois Inc.*

*A subsidiary of USA Waste Services Inc./Waste Management Inc. Midwest

Facility Facts

Identification number	0970250008
Date/Year Open - Date/Year Closed	3-8-90 - 3-20-98
Permit Expires	N/A
Facility Inspected By	Lake County Health Dept. & Illinois EPA, Maywood Regional Office

Landscape Waste Received (cu. yds): 1997 & 1998

	Grass cu. yds.	Leaves cu. yds.	Brush cu. yds.
1997	0	0	0
1998	0	0	0

Total Landscape Waste Received (tons): 1997 & 1998

1997 tons per year	0
1998 tons per year	0

1998 Amounts Used/Sold (cubic yards)

	Composted	Chipped/Shredded
Land Reclamation	N/A	N/A
Daily Landfill Cover	N/A	N/A
Final Landfill Cover	N/A	N/A
Landscaping	N/A	N/A
Land Application at Agronomic Rates	N/A	N/A
Other	N/A	N/A
TOTAL	N/A	N/A

Contacts

Owner

Waste Management of Illinois Inc.*
3003 Butterfield Road
630-572-8800, Ill. 60521
☎ 847-223-5352

Operator

Waste Management of Illinois Inc.*
3003 Butterfield Road
Oak Brook, Ill. 60521
☎ 630-572-8800

*A subsidiary of USA Waste Services Inc./Waste Management Inc. Midwest, 1001 Fannin, Suite 4000, Houston, Tex. 77002 *
713-512-6200

Starlight Drive-in Compost Facility

County	Kankakee
Municipality	Kankakee
Location	3200 E. Court Street
Location ☎	N/A
Hours of operation	N/A
Wastes Accepted	Brush
Owner	City of Kankakee
Operator	City of Kankakee

Facility Facts

Identification number	0918045001
Date/Year Open - Date/Year Closed	3-18-98 -
Permit Expires	3-01-03
Facility Inspected By	Kankakee County Health Dept. & Illinois EPA, Maywood Regional Office

Landscape Waste Received (cu. yds): 1997 & 1998

	Grass cu. yds.	Leaves cu. yds.	Brush cu. yds.
1997	N/A	N/A	N/A
1998	0	0	6,492

Total Landscape Waste Received (tons): 1997 & 1998

1997 tons per year	N/A
1998 tons per year	22

1998 Amounts Used/Sold (cubic yards)

	Composted	Chipped/Shredded
Land Reclamation	0	0
Daily Landfill Cover	0	0
Final Landfill Cover	0	0
Landscaping	0	2,418
Land Application at Agronomic Rates	0	0
Other	0	0
TOTAL	0	2,418

Contacts

Owner

City of Kankakee
401 West Oak St.
Kankakee, Ill. 60901
☎ 815-933-8472

Operator

City of Kankakee
401 West Oak St.
Kankakee, Ill. 60901
☎ 815-933-8472

Thelen Sand & Gravel

County	McHenry
Municipality	Antioch
Location	28955 West Route 173-B
Location ☎	847-395-3313
Hours of operation	Mon. - Fri.: 6 a.m. - 6 p.m.
Wastes Accepted	Grass, Leaves, Brush
Owner	Thelen Sand & Gravel
Operator	Thelen Sand & Gravel

Facility Facts

Identification number	1114200001
Date/Year Open - Date/Year Closed	4-11-96/8-2-96-
Permit Expires	4-10-01
Facility Inspected By	McHenry County Health Dept. & Illinois EPA, Maywood Regional Office

Landscape Waste Received (cu. yds): 1997 & 1998

	Grass cu. yds.	Leaves cu. yds.	Brush cu. yds.
1997	69,311	65,988	9,273
1998	59,361	36,810	10,475

Total Landscape Waste Received (tons): 1997 & 1998

1997 tons per year	43,507
1998 tons per year	34,244

1998 Amounts Used/Sold (cubic yards)

	Composted	Chipped/Shredded
Land Reclamation	0	0
Daily Landfill Cover	0	0
Final Landfill Cover	0	0
Landscaping	28,824	0
Land Application at Agronomic Rates	0	0
Other	0	0
TOTAL	28,824	0

Contacts

Owner

Thelen Sand & Gravel
28955 West Route 173-B
Antioch, Ill. 60002
☎ 847-395-3313

Operator

Thelen Sand & Gravel
28955 Route 173-B
Antioch, Ill. 60002
☎ 847-395-3313

Willow Ranch Composting Facility

County	Will
Municipality	Romeoville
Location	1371 N. Joliet Road
Location ☎	630-793-0398
Hours of operation	Mon. - Fri.: 7 a.m. - 3:30 p.m.
Wastes Accepted	Landscape waste
Owner	Land & Lakes Co.
Operator	Willow Ranch Composting Facility

Facility Facts

Identification number	1970100001
Date/Year Open - Date/Year Closed	7-28-89 -
Permit Expires	7-31-02
Facility Inspected By	Will County Waste Services Division & Illinois EPA, Maywood Regional Office

Landscape Waste Received (cu. yds): 1997 & 1998

	Grass cu. yds.	Leaves cu. yds.	Brush cu. yds.
1997	N/A	N/A	N/A
1998	N/A	N/A	N/A

Amount of each component was unavailable; Conversion factor 600 pounds per cubic yard.

Total Landscape Waste Received (tons): 1997 & 1998

1997 tons per year	7,874
1998 tons per year	9,326

1998 Amounts Used/Sold (cubic yards)

	Composted	Chipped/Shredded
Land Reclamation	0	0
Daily Landfill Cover	0	0
Final Landfill Cover	500	0
Landscaping	20,081	0
Land Application at Agronomic Rates	0	0
Other	936	0
TOTAL	21,517	0

Contacts

Owner

Land & Lakes Co.
123 N. Northwest Highway
Park Ridge, Ill. 60068
☎ 847-825-5000

Operator

Willow Ranch Composting Facility
1371 N. Joliet Road
Romeoville, Ill. 60441
☎ 630-739-0398

Winnetka Municipal Compost Facility

County	Cook
Municipality	Winnetka
Location	1390 Willow Road
Location ☎	847-234-5499
Hours of operation	Mon. - Fri.: 7 a.m. - 3:30 p.m.
Wastes Accepted	Grass, Leaves, Brush
Owner	Village of Winnetka
Operator	DK Recycling Systems Inc.

Facility Facts

Identification number	0313330001
Date/Year Open - Date/Year Closed	2-26-90 -
Permit Expires	10-31-02
Facility Inspected By	Illinois EPA, Maywood Regional Office

Landscape Waste Received (cu. yds): 1997 & 1998

	Grass cu. yds.	Leaves cu. yds.	Brush cu. yds.
1997	2,666	12,328	1,666
1998	2,365	12,325	1,659

Total Landscape Waste Received (tons): 1997 & 1998

1997 tons per year	3,782
1998 tons per year	3,660

1998 Amounts Used/Sold (cubic yards)

	Composted	Chipped/Shredded
Land Reclamation	0	0
Daily Landfill Cover	0	0
Final Landfill Cover	0	0
Landscaping	4,975	0
Land Application at Agronomic Rates	0	0
Other	0	0
TOTAL	4,975	0

Contacts

Owner

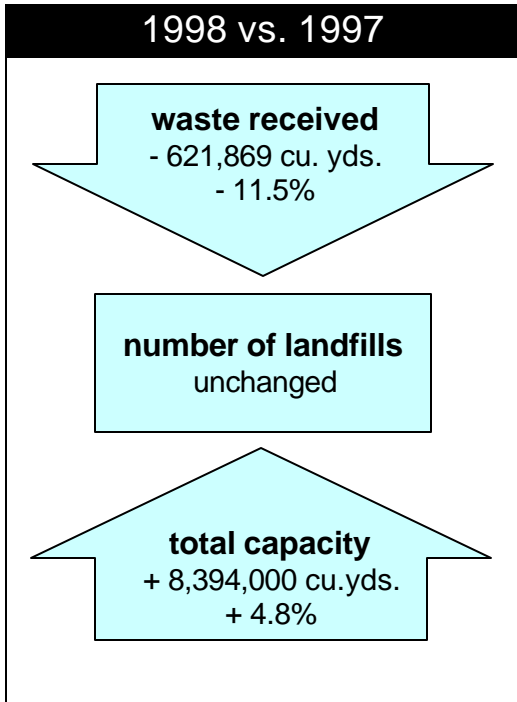
Village of Winnetka
510 Green Bay Road
Winnetka, Ill. 60093
☎ 847-501-6000x126

Operator

DK Recycling Systems Inc.
11 N. Skokie Highway
Lake Bluff, Ill. 60044
☎ 847-234-5499

**Landfills
Transfer Stations
Compost Facilities**

Region Three: Peoria/Quad Cities



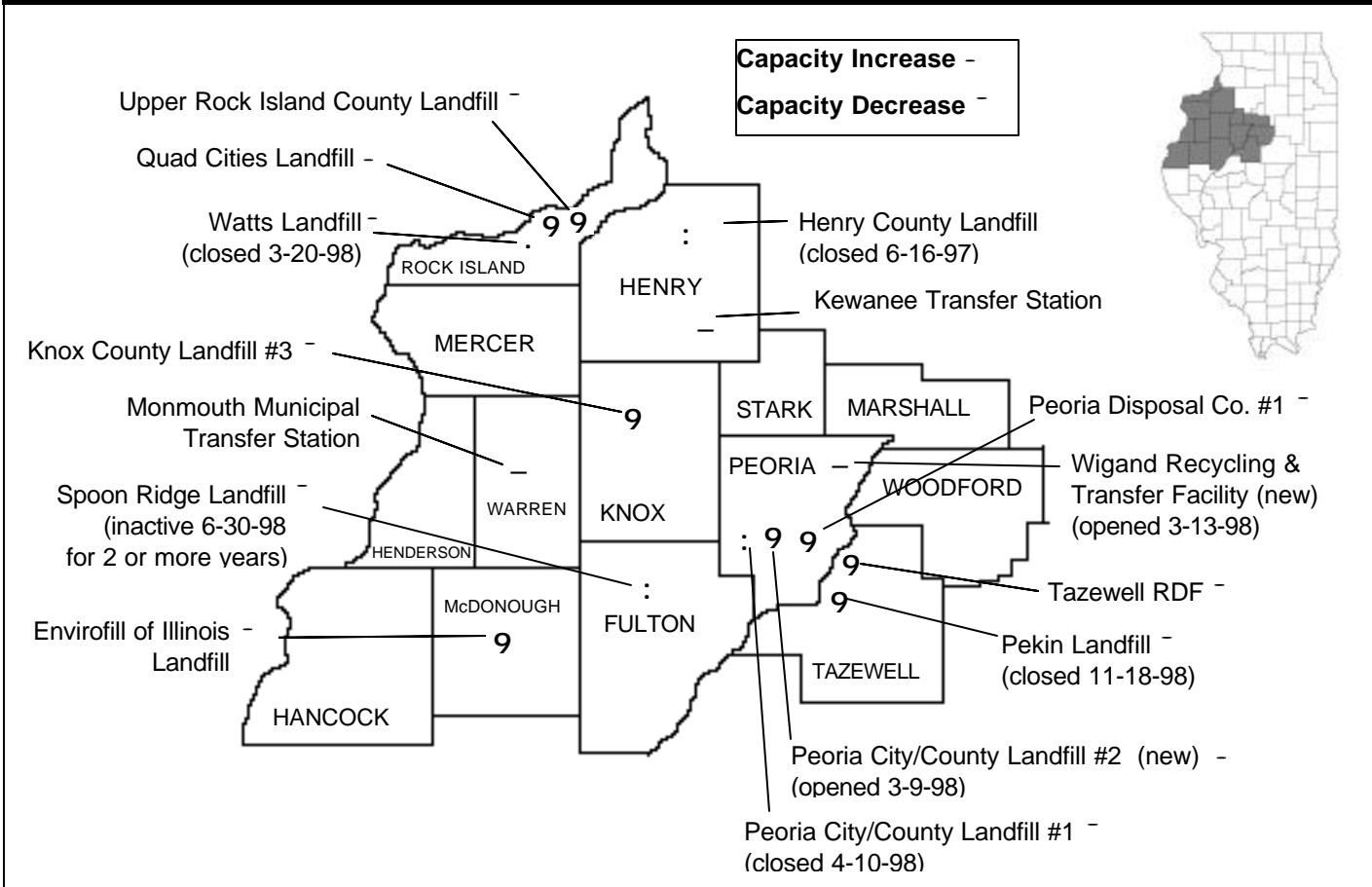
LANDFILLS IN REGION THREE ACCOUNTED FOR 24.5 PERCENT OF the more than 749.3 million gate cubic yards of capacity statewide on Jan. 1, 1999. The region's facilities reported almost 183.3 million gate cubic yards, or 4.8 percent more than last year's total of 175 million gate cubic yards. Landfill capacity statewide increased 20 percent.

The state's largest landfill, Spoon Ridge Landfill in Fairview, housed 70 percent of the capacity in the region. This landfill received a development permit for an expansion in December of 1997, yet ceased accepting waste on June 30, 1998. It ranked 56th in terms of wastes received.

Pollution Control Board revokes Watts Landfill permit

On Feb. 5, 1998, the Illinois Pollution Control Board, citing numerous violations of regulations, revoked the operating permit of Watts Landfill, in Taylor Ridge; the facility continued taking waste until March 20, 1998, while appealing the Board's decision. That appeal was denied and the facility has since appealed to the Third District Appellate Court, in Ottawa.

Landfills and Transfer Stations: Active, Closed, Under Development



Region Three: Peoria/Quad Cities

Voluntary and involuntary landfill closures

Peoria City/County Landfill #1 reached capacity limits and closed its gates on April 10, 1998; the facility is expected to complete construction of the landfill's cap and seek closure certification. Pekin Landfill followed suit on Nov. 18, 1998.

Henry County Landfill #2 ceased taking wastes in August 1997 and is attempting to resolve a number of compliance issues. The facility had indicated that it planned to close in 1998, and it is unclear if it will accept any more wastes prior to permanent closure. Premature closure of Watts Landfill would reduce regional capacity by more than three-quarters of a million gate cubic yards.

New landfill opened near Peoria

Peoria City/County Landfill #2 began taking wastes on March 9, 1998. The new facility has a design capacity of 7.5 million airspace cubic yards. Airspace includes all wastes and all daily cover (soil or alternative materials spread atop the wastes at the end of each working day) and the landfill's final clay and topsoil cap.

The new landfill will be operated by Waste Management of Illinois Inc., whereas Peoria City/County Landfill #1 had been managed by a

Counties	14
Area (square miles)	8,170
Population (est.)	759,110
Landfill life expectancy	
Years remaining	38.5⁻
Landfills	
Active in 1998	11
Inactive since 1997	1
Closed in 1998	4
Opened in 1998	1
Open after 2001	7
Transfer Stations	
New in 1998	1
Active in 1998	3
Compost facilities	
Active in 1998	5
Closed in 1997	1

⁻Total remaining capacity (from table below) divided by total wastes accepted. Tells how long the region may be served by local landfills at current disposal rates, barring capacity adjustments, until capacity is depleted.

Landfills: Wastes Accepted 1998; Remaining Capacities Jan. 1, 1999

	Municipality	County	Wastes		Capacity		Disp. Area Acres	Close Year
			Cu. Yds.	Rank ¹	Cu. Yds.	Rank ²		
Envirofil of Illinois Landfill ⁻	Macomb	McDonough	378,606	31	1,474,000	41	53	2002
CLOSED Henry County #2	Atkinson	Henry	0	N/A	0	N/A	17	1997
Knox County Landfill #3 ⁻	Oneida	Knox	248,490	37	1,271,000	45	40	2004
CLOSED Pekin Landfill ⁻	Pekin	Tazewell	100,682	49	0	N/A	47	1998
CLOSED Peoria City/County Landfill #1	Edwards	Peoria	132,425	47	0	N/A	102	1998
NEW Peoria City/County Landfill #2 ³	Brimfield	Peoria	387,154	29	11,066,000	19	60	2027
Peoria Disposal Co. #1 ⁴⁻	Peoria	Peoria	160,008	45	1,566,000	40	74	2008
Quad Cities Landfill ⁻	Milan	Rock Island	863,650	17	16,999,000	15	172	2019
INACTIVE Spoon Ridge Landfill	Fairview	Fulton	27,427	56	130,465,000	1	372	1998
Tazewell RDF	East Peoria	Tazewell	1,368,057	8	4,201,000	31	110	2002
Upper Rock Island County Landfill ⁻	East Moline	Rock Island	1,000,356	14	15,473,000	16	97	2013
INACTIVE* Watts Landfill ⁵⁻	Taylor Ridge	Rock Island	99,704	50	858,000	50	77	1998
Total			4,766,559		183,373,000			

⁻Seven landfills accepted out-of-state wastes during 1998 totalling 762,089 cubic yards, or 16% of the region's total.

¹Standing among 58 landfills that accepted wastes during 1998.

²Standing among 56 landfills that reported capacity as of Jan. 1, 1999.

³New facility opened 3-9-98.

⁴Holds permit to accept hazardous wastes.

⁵Permit revoked Feb. 5, 1998; facility ceased accepting waste 3-20-98.

Region Three: Peoria/Quad Cities

Questions and Complaints

Illinois EPA Region Three field office personnel investigate reports of suspected illegal waste disposal, and inspect the region's landfills, transfer stations and compost facilities, except in **Tazewell County**, where joint responsibility has been delegated to a local authority.

Questions or complaints concerning pollution control facilities, open dumping or other incidents should be directed to the office having jurisdiction over the site:

Illinois EPA
5415 N. University St.
Peoria, Ill. 61614
Phone: 309-693-5463
Fax: 309-693-5467

Tazewell County Health Department
21306 Illinois Route 9
Tremont, Ill. 61568-9252
Phone: 309-477-2223 Ext. 221
Fax: 309-925-4381

subsidiary of Peoria Disposal Co. (PDC). Subsidiaries of PDC operate Clinton Landfill #2 and Pike County Landfill.

PDC's 74-acre facility in Peoria is unique: It was one of the state's two active, commercial hazardous waste landfills in 1998. (CID Recycling and Disposal Facility #4, in Chicago, also holds a permit to accept hazardous waste and has only recently been re-activated.)

Spoon Ridge Landfill plans a hiatus

In December 1997, the Agency granted Spoon Ridge Landfill, near Fairview, a permit that would allow the facility's owner and operator, BFI of Illinois Inc., a subsidiary of Browning-Ferris Industries Inc., of Houston, to expand the disposal area from 80 to 372 acres, total landfill area from 995 to 1,038 acres, and raise peak elevation from 813.5 to 915 feet. With a design capacity of 84.6 million airspace cubic yards, the facility has become the state's largest landfill.

Six months later, BFI made an abrupt U-turn when it announced plans to temporarily close Spoon Ridge on June 30, 1998, for one to three years as part of a nationwide effort to cut costs. BFI officials said, in published reports, it will use the time to continue developing transfer stations and securing waste contracts that will eventually allow wastes from greater Chicago area and southeastern Wisconsin to be transported to Spoon Ridge.

Delegated inspections performed in Tazewell County

The Illinois EPA has delegated inspection authority to Tazewell County Health Department for duties usually performed by the Agency's field office, such as investigating all reports of open dumping and other land pollution incidents, and for inspecting the county's two active and two closed landfills and one compost facility.

Transfer station activity was low . . .

Two municipally owned and operated transfer stations handled a little more than 11,000 tons of waste, an amount equal to less than one percent of municipal solid wastes landfilled in the region during 1998.

Transfer Stations: Wastes Handled 1998

	Municipality	County	Tons
Kewanee Solid Waste	Kewanee	Henry	7,600
Monmouth Municipal	Monmouth	Warren	2,200
NEW Wigand ¹	Chillicothe	Peoria	1,378
Total			11,178

¹Opened 3-13-98.

Region Three: Peoria/Quad Cities

... and so was composting

Five of the region's compost facilities processed more than 20,000 tons of landscape wastes during 1998.

Compost Facilities: Wastes Accepted 1998

	Municipality	County	Tons
Knox County Landfill	Wataga	Knox	2,518
Monmouth Municipal	Monmouth	Warren	6,297
Pekin Composting	Pekin	Tazewell	2,745
Peoria City/Co. LF #1	Brimfield	Peoria	5,564
Quad Cities Landfill ¹	Milan	Rock Island	0
Upper Rock Island Co.	East Moline	Rock Island	3,046
Total			20,170

¹Closed Apr. 1, 1997.

Recycling rates range from two to 50 percent

While the Agency does not regulate recycling, it does survey recycling coordinators statewide. Those in Region Three reported recycling rates ranging from two to 50 percent. However, recycling data from Fulton, Hancock and Woodford counties are six to ten years out of date. Thus, the regional average recycling rate of 32 percent cannot correctly be viewed at the average rate for 1998. —

Municipal Wastes Recycled

County	Estimated Population as of 7-1-98	Waste Generated		Waste Recycled	
		Tons	PCD	Tons	Percent
Fulton	38,405	36,607	5.3	1,358	4
Hancock	21,146	15,602	4	280	2
Henderson ^{1&2}	8,637	7,911	5	2,009	25
Henry ^{1&2}	51,453	33,000	3.5	2,522	8
Knox ^{1&2}	55,559	50,225	5	9,632	19
Marshall ¹	12,858	9,337	4	986	11
McDonough ¹	34,086	11,316	2.5	2,783	25
Mercer ¹	17,444	4,137	1.3	380	9
Peoria ²	182,827	315,530	9.4	157,105	50
Rock Island	148,277	239,392	8.8	73,653	31
Stark ¹	6,344	3,502	3	164	5
Tazewell	128,521	148,936	6.4	35,931	24
Warren ¹	18,777	37,495	10.9	21,408	57
Woodford	34,776	38,841	6.1	996	3
Totals	759,110	951,831	6.9	309,207	32%³

¹Has residential recycling ordinance.

²Has commercial recycling ordinance.

³Regional average.

Municipal Waste Management Plans

The Solid Waste Planning and Recycling Act required all Illinois counties and the city of Chicago to develop, adopt and implement 20-year municipal waste management plans.

Plans include programs and recommendations to achieve solid waste management goals, which typically include waste reduction, recycling, incineration and landfilling as program options.

The law requires each plan to include a program designed to recycle 15 percent of municipal wastes by the end of the third year of the program and 25 percent of municipal wastes by the end of the fifth year, depending upon the availability of markets.

Every five years each plan must identify changes in planning areas, evaluate progress in plan implementation and, if necessary, revise plan recommendations and goals. The county also has the option of updating its solid waste generation rate. The plan is then submitted to the Illinois EPA for review and comment.

Five year plan updates have been adopted by Henry, Peoria, Rock Island and Tazewell counties.

Questions concerning these plans and their availability should be directed to the appropriate local administrators listed in Appendix K.

Details concerning Region Three landfills, transfer stations, and compost facilities follow on pages R3.6 through R3.26.

Envirofil of Illinois Landfill

County	McDonough
Municipality	Macomb
Location	13998 E. 1400th St.
Location ☎	309-833-4779
Hours of operation	Mon.-Fri.: 7 a.m. - 5 p.m.; Sat.: 8 a.m. - noon
Wastes accepted	Municipal, nonhazardous special, C & D debris
Tipping fee	\$22 per ton
Owner	Envirofil of Illinois Inc.*
Operator	Envirofil of Illinois Inc.

*A subsidiary of USA Waste Services Inc./Waste Management Inc. Midwest

Facility Facts

Identification number	1098100003
Design capacity, airspace cu.yds.	3,425,400
Total permitted landfill area, acres	76
Permitted disposal area, acres	53
Highest permitted elevation, feet (msl)	744
Leachate monitoring stations	8
Groundwater monitoring wells	25
Methane collection system	None
Years remaining, estimated by landfill	4
Date/year to open C date/year to close	1974 - 2002

Wastes Received: 1996, 1997, 1998

	<u>TOTAL WASTES ACCEPTED</u>			<u>OUT OF STATE WASTES ACCEPTED</u>		
	gate cu. yds	tons	tons/day	gate cu/yds.	tons	% of total
1996	325,806	98,729	380	3,234	980	1
1997	350,150	106,106	408	7,247	2,196	2
1998	378,606	114,729	441	19,225	5,826	5

1997 State of Origin: Iowa, Missouri. 1998 State of Origin: Iowa

Remaining Capacities: Jan. 1, 1998, and Jan. 1, 1999

1998 certified gate cu. yds. (tons)	1,234,000	(374,000)
1999 certified gate cu. yds. (tons)	1,474,000	(447,000)

Audits and Inspections

Solid Waste Mgt. Fees paid in 1998	\$108,906
Last audited by Illinois EPA	3-24-98
Facility inspected by	Illinois EPA, Peoria Regional Office

Contacts

Owner	Operator
Envirofil of Illinois Inc.* 13998 E. 1400th St., P.O. Box 375 Macomb, Ill. 61455 ☎ 309-833-4779	Envirofil of Illinois Inc. 13998 E. 1400th St., P.O. Box 375 Macomb, Ill. 61455 ☎ 309-833-4779

*A subsidiary of USA Waste Services Inc./Waste Management Inc. Midwest, 1001 Fannin, Suite 4000, Houston, Texas 77002 *
713-512-6200

Henry County Landfill #2 (closed)

County	Henry
Municipality	Atkinson
Location	136 Commercial Drive
Location ☎	309-936-7468
Hours of operation	Mon.-Fri.: 7 a.m. - 3 p.m.*
Wastes accepted	Municipal, C & D debris
Tipping fee	\$35 per ton
Owner	Atkinson Landfill Co.
Operator	Atkinson Landfill Co.

*Facility temporarily ceased accepting waste on 6-16-97.

Facility Facts

Identification number	0730200003
Design capacity, airspace cu.yds.	N/A
Total permitted landfill area, acres	35
Permitted disposal area, acres	17
Highest permitted elevation, feet (msl)	676
Leachate monitoring stations	N/A
Groundwater monitoring wells	7
Methane collection system	None
Years remaining, estimated by landfill	0
Date/year to open C date/year to close	1980 - 6-16-97

Wastes Received: 1996, 1997, 1998

	<u>TOTAL WASTES ACCEPTED</u>			<u>OUT OF STATE WASTES ACCEPTED</u>		
	gate cu. yds	tons	tons/day	gate cu/yds.	tons	% of total
1996	6,088	1,845	7	0	0	0
1997	816	247	<1	0	0	0
1998	0	0	0	0	0	0

1997 State of Origin: N/A 1998 State of Origin: N/A

Remaining Capacities: Jan. 1, 1998, and Jan. 1, 1999

1998 certified gate cu. yds. (tons)	0	(0)
1999 certified gate cu. yds. (tons)	0	(0)

Audits and Inspections

Solid Waste Mgt. Fees paid in 1998	0
Last audited by Illinois EPA	7-2-96
Facility inspected by	Illinois EPA, Peoria Regional Office

Contacts

Owner

Atkinson Landfill Co.
200 N. Talman Ave.
Chicago, Ill. 60612
☎ 773-638-7676

Operator

Atkinson Landfill Co.
200 N. Talman Ave.
Chicago, Ill. 60612
☎ 773-638-7676

Knox County Landfill #3

County	Knox
Municipality	Oneida
Location	996 Knox Road 2150 East
Location ☎	309-343-3121
Hours of operation	Mon.-Fri.: 8 a.m. - 4 p.m.; Sat.: 8 a.m. - noon
Wastes accepted	Municipal, nonhazardous special, C & D debris
Tipping fee	\$22.50 per ton
Owner	Knox County Landfill Committee
Operator	Knox County Landfill #3

Facility Facts

Identification number	0958160003
Design capacity, airspace cu.yds.	680,000*
Total permitted landfill area, acres	120
Permitted disposal area, acres	40
Highest permitted elevation, feet (msl)	840
Leachate monitoring stations	1
Groundwater monitoring wells	8
Methane collection system	Under development
Years remaining, estimated by landfill	6
Date/year to open C date/year to close	1982 - 2004

*Cells 4-5 expected to be completed by end of 1997. Cells 1-3 expected to be filled by March 1998.

Wastes Received: 1996, 1997, 1998

	<u>TOTAL WASTES ACCEPTED</u>			<u>OUT OF STATE WASTES ACCEPTED</u>		
	gate cu. yds	tons	tons/day	gate cu/yds.	tons	% of total
1996	164,132	49,737	191	241	73	<1
1997	159,908	48,457	186	495	150	<1
1998	248,490	75,300	290	513	155	<1

1997 State of Origin: Iowa 1998 State of Origin: Iowa

Remaining Capacities: Jan. 1, 1998, and Jan. 1, 1999

1998 certified gate cu. yds. (tons)	1,750,000	(530,000)
1999 certified gate cu. yds. (tons)	1,271,000	(385,000)

*Includes cells 4-5, which were expected to be completed by end of 1997.

Audits and Inspections

Solid Waste Mgt. Fees paid in 1998	\$62,608
Last audited by Illinois EPA	3-24-98
Facility inspected by	Illinois EPA, Peoria Regional Office

Contacts

Owner

Knox County Landfill Committee
 Knox County Courthouse
 Galesburg, Ill. 61401
 ☎ 309-341-0901

Operator

Knox County Landfill #3
 P.O. Box 407
 Wataga, Ill. 61448
 ☎ 309-341-0901

Pekin Landfill (closed)

County	Tazewell
Municipality	Pekin
Location	11916 Towerline Road
Location ☎	309-348-3679
Hours of operation	Mon.-Fri.: 7:30 a.m. - 3:30 p.m.
Wastes accepted	Municipal, nonhazardous special, C & D debris
Tipping fee	\$6.50 per cubic yard
Owner	Ron Boerema
Operator	Ron Boerema

Facility Facts

Identification number	1798050001
Design capacity, airspace cu.yds.	3,432,234
Total permitted landfill area, acres	103
Permitted disposal area, acres	47
Highest permitted elevation, feet (msl)	650
Leachate monitoring stations	3
Groundwater monitoring wells	8
Methane collection system	None
Years remaining, estimated by landfill	0
Date/year to open C date/year to close	1970 - 11-18-98*

*On 2-19-98, facility received adjusted standard from Illinois Pollution Control Board to remain open to 11-18-98.

Wastes Received: 1996, 1997, 1998

	<u>TOTAL WASTES ACCEPTED</u>			<u>OUT OF STATE WASTES ACCEPTED</u>		
	gate cu. yds	tons	tons/day	gate cu/yds.	tons	% of total
1996	149,588	45,330	174	6,250	1,894	4
1997	149,817	45,399	175	1,440	436	1
1998	100,682	30,510	117	80	24	<1

1997 State of Origin: Indiana, Kentucky, Michigan, Ohio, Wisconsin 1998 State of Origin: Indiana

Remaining Capacities: Jan. 1, 1998, and Jan. 1, 1999

1998 certified gate cu. yds. (tons)	127,000	(38,000)
1999 certified gate cu. yds. (tons)	0	(0)

Audits and Inspections

Solid Waste Mgt. Fees paid in 1998	\$11,300
Last audited by Illinois EPA	8-27-96
Facility inspected by	Tazewell County Health Department & Ill. EPA, Peoria Reg. Office

Contacts

Owner

Ron Boerema
11916 Towerline Road
Pekin, Ill. 61554
☎ 309-348-3679

Operator

Ron Boerema
11916 Towerline Road
Pekin, Ill. 61554
☎ 309-348-3679

Peoria City/County Landfill #1 (closed)

County	Peoria
Municipality	Edwards
Location	Cottonwood Road
Location ☎	309-688-0760
Hours of operation	N/A
Wastes accepted	Municipal, nonhazardous special
Tipping fee	\$18.50 per ton
Owner	City and County of Peoria, Joint Solid Waste Disposal Board
Operator	Peoria City/County Landfill Inc.*

*A subsidiary of Peoria Disposal Co.

Facility Facts

Identification number	1438160002
Design capacity, airspace cu.yds.	7,000,000
Total permitted landfill area, acres	152
Permitted disposal area, acres	102
Highest permitted elevation, feet (msl)	692
Leachate monitoring stations	6
Groundwater monitoring wells	22
Methane collection system	Gas-to-energy (planned)
Years remaining, estimated by landfill	0
Date/year to open C date/year to close	1975 - 4-10-98

Wastes Received: 1996, 1997, 1998

	<u>TOTAL WASTES ACCEPTED</u>			<u>OUT OF STATE WASTES ACCEPTED</u>		
	gate cu. yds	tons	tons/day	gate cu/yds.	tons	% of total
1996	812,592	246,240	947	0	0	0
1997	621,399	188,303	724	0	0	0
1998	132,425	40,129	154	0	0	0

1997 State of Origin: N/A 1998 State of Origin: N/A

Remaining Capacities: Jan. 1, 1998, and Jan. 1, 1999

1998 certified gate cu. yds. (tons)	72,000	(22,000)
1999 certified gate cu. yds. (tons)	0	(0)

Audits and Inspections

Solid Waste Mgt. Fees paid in 1998	\$25,000
Last audited by Illinois EPA	8-12-97
Facility inspected by	Illinois EPA, Peoria Regional Office

Contacts

Owner	Operator
City and County of Peoria, Joint Solid Waste Disposal Board 419 Fulton St., Room 307 Peoria, Ill. 61602 ☎ 309-672-8537	Peoria City/County Landfill Inc.* P.O. Box 9071 Peoria, Ill. 61612 ☎ 309-676-4893

*A subsidiary of Peoria Disposal Co., 4700 N. Sterling Ave., Peoria, Ill. 61614 * 309-676-4893

Peoria City/County Landfill #2 (new)

County	Peoria
Municipality	Brimfield
Location	11501 W. Cottonwood Road
Location ☎	309-565-4281
Hours of operation	N/A
Wastes accepted	Municipal, nonhazardous special
Tipping fee	N/A
Owner	City and County of Peoria Joint Solid Waste Disposal Board
Operator	Waste Management of Illinois Inc.*

*A subsidiary of USA Waste Services Inc./Waste Management Inc. Midwest

Facility Facts

Identification number	1438165003
Design capacity, airspace cu.yds.	7,500,000
Total permitted landfill area, acres	99
Permitted disposal area, acres	60
Highest permitted elevation, feet (msl)	782
Leachate monitoring stations	4
Groundwater monitoring wells	22
Methane collection system	None
Years remaining, estimated by landfill	28
Date/year to open C date/year to close	3-9-98 - 2027

Wastes Received: 1996, 1997, 1998

	<u>TOTAL WASTES ACCEPTED</u>			<u>OUT OF STATE WASTES ACCEPTED</u>		
	gate cu. yds	tons	tons/day	gate cu/yds.	tons	% of total
1996	0	0	0	0	0	0
1997	0	0	0	0	0	0
1998	387,154	117,319	451	0	0	0

1997 State of Origin: N/A 1998 State of Origin: N/A

Remaining Capacities: Jan. 1, 1998, and Jan. 1, 1999

1998 certified gate cu. yds. (tons)	0	(0*)
1999 certified gate cu. yds. (tons)	11,066,000	(3,353,000)

Audits and Inspections

Solid Waste Mgt. Fees paid in 1998	\$137,352
Last audited by Illinois EPA	N/A
Facility inspected by	Illinois EPA, Peoria Regional Office

Contacts

Owner	Operator
City and County of Peoria Joint Solid Waste Disposal Board 419 Fulton St., Room 307 Peoria, Ill. 61602 ☎ 309-494-8800	Waste Management of Illinois Inc.* 11501 W. Cottonwood Road Brimfield, Ill. 61517 ☎ 309-694-0275

A subsidiary of USA Waste Services Inc./Waste Management Inc. Midwest, 1001 Fannin, Suite 4000, Houston, Texas 77002
713-512-6200

Peoria Disposal Co. #1

County	Peoria
Municipality	Peoria
Location	4349 W. Southport Road
Location ☎	309-674-4238
Hours of operation	Mon.-Fri.: 7 a.m. - 3:30 p.m.
Wastes accepted	Nonhazardous special, hazardous*
Tipping fee	\$100 per ton
Owner	Peoria Disposal Co.
Operator	Peoria Disposal Co.

*Permitted to accept hazardous wastes.

Facility Facts

Identification number	1438120003
Design capacity, airspace cu.yds.	1,847,000
Total permitted landfill area, acres	90
Permitted disposal area, acres	74
Highest permitted elevation, feet (msl)	670
Leachate monitoring stations	9
Groundwater monitoring wells	26
Methane collection system	None
Years remaining, estimated by landfill	10
Date/year to open C date/year to close	1979 - 2008

Wastes Received: 1996, 1997, 1998

	<u>TOTAL WASTES ACCEPTED</u>			<u>OUT OF STATE WASTES ACCEPTED</u>		
	gate cu. yds	tons	tons/day	gate cu/yds.	tons	% of total
1996	71,279	21,600	83	28,225	8,553	40
1997	85,482	25,904	100	46,580	14,115	55
1998	160,008	48,487	186	87,612	26,548	55

1997 State of Origin: Arkansas, Indiana, Iowa, Kansas, Kentucky, Minnesota, Missouri, Nebraska, Ohio, Pennsylvania, Tennessee, Wisconsin 1998 State of Origin: Arkansas, Indiana, Iowa, Kansas, Kentucky, Minnesota, Missouri, Nebraska, Ohio, Tennessee, Wisconsin

Remaining Capacities: Jan. 1, 1998, and Jan. 1, 1999

1998 certified gate cu. yds. (tons)	1,839,000	(557,000)
1999 certified gate cu. yds. (tons)	1,566,000	(475,000)

*No compaction; gate cubic yards equal in-place cubic yards.

Audits and Inspections

Solid Waste Mgt. Fees paid in 1998	\$3,450
Last audited by Illinois EPA	9-8-98
Facility inspected by	Illinois EPA, Peoria Regional Office

*Facility overpaid fees in 1994 and continues to receive credits for wastes disposed.

Contacts

Owner	Operator
Peoria Disposal Co. 4700 N. Sterling Ave. Peoria, Ill. 61614 ☎ 309-676-4893	Peoria Disposal Co. 4700 North Sterling Ave. Peoria, Ill. 61614 ☎ 309-676-4893

Quad Cities Landfill

County	Rock Island
Municipality	Milan
Location	13606 Knoxville Road
Location ☎	309-787-2303
Hours of operation	Mon.-Fri.: 7 a.m. - 4 p.m.; Sat.: 7 a.m. - noon**
Wastes accepted	Municipal, nonhazardous special
Tipping fee	\$8 per cubic yard
Owner	BFI Waste Systems of North America Inc.*
Operator	BFI Waste Systems of North America Inc.

*A subsidiary of Browning-Ferris Industries Inc.; **For Phases 1-3; Mon.-Sat.: 5 a.m. - 6 p.m. for Phase 4.

Facility Facts

Identification number	1610400007
Design capacity, airspace cu.yds.	9,120,000 for Phases 1-3; 7,545,000 for Phase 4
Total permitted landfill area, acres	411
Permitted disposal area, acres	172
Highest permitted elevation, feet (msl)	775 (Ph. 1-3); 825 for Phase 4
Leachate monitoring stations	19 (Ph. 1-3); +3 for Phase 4
Groundwater monitoring wells	30 (Ph. 1-3); +20 for Phase 4
Methane collection system	Gas-to-energy (planned)
Years remaining, estimated by landfill	20
Date/year to open C date/year to close	1983 - 2019

Wastes Received: 1996, 1997, 1998

	<u>TOTAL WASTES ACCEPTED</u>			<u>OUT OF STATE WASTES ACCEPTED</u>		
	gate cu. yds	tons	tons/day	gate cu/yds.	tons	% of total
1996	651,962	197,564	760	363,527	110,160	56
1997	663,040	200,921	773	410,357	124,351	62
1998	863,650	261,712	1,006	430,990	130,603	50

1997 State of Origin: Iowa, Minnesota, Wisconsin 1998 State of Origin: Iowa, Minnesota, Wisconsin

Remaining Capacities: Jan. 1, 1998, and Jan. 1, 1999

1998 certified gate cu. yds. (tons)	16,521,000	(5,006,000)
1999 certified gate cu. yds. (tons)	16,999,000	(5,148,000)

Audits and Inspections

Solid Waste Mgt. Fees paid in 1998	\$177,279
Last audited by Illinois EPA	12-9-97
Facility inspected by	Illinois EPA, Peoria Regional Office

Contacts

Owner	Operator
BFI Waste Systems of North America Inc.* 13606 Knoxville Road Milan, Ill. 61264 ☎ 309-787-2303	BFI Waste Systems of North America Inc. 13606 Knoxville Road Milan, Ill. 61264 ☎ 309-787-2303

*A subsidiary of Browning-Ferris Industries Inc., 757 N. Eldridge, Houston, Texas 77079 * 281-870-8100

Spoon Ridge Landfill (inactive)

County	Fulton
Municipality	Fairview
Location	Route 1, Highway 97 North
Location ☎	309-778-2787
Hours of operation	N/A
Wastes accepted	Municipal, nonhazardous special
Tipping fee	\$22.50 per ton
Owner	BFI Waste Systems of North America Inc.*
Operator	BFI Waste Systems of North America Inc.

*A subsidiary of Browning-Ferris Industries Inc.; *Ceased taking waste on 6-30-98; plans to reopen in 2000 or 2001.

Facility Facts

Identification number	0578080002
Design capacity, airspace cu.yds.	84,620,000
Total permitted landfill area, acres	N/A
Permitted disposal area, acres	372
Highest permitted elevation, feet (msl)	915
Leachate monitoring stations	19
Groundwater monitoring wells	32
Methane collection system	None
Years remaining, estimated by landfill	43
Date/year to open C date/year to close	5-31-93 - 6-30-98

*75-million in-place cu.-yd. expansion permit granted 12-12-97; facility increased estimated lifetime by 35 years.

Wastes Received: 1996, 1997, 1998

	<u>TOTAL WASTES ACCEPTED</u>			<u>OUT OF STATE WASTES ACCEPTED</u>		
	gate cu. yds	tons	tons/day	gate cu/yds.	tons	% of total
1996	88,923	26,946	104	9,674	2,932	11
1997	75,253	22,804	88	0	0	0
1998	27,427	8,311	32	0	0	0

1997 State of Origin: N/A 1998 State of Origin: Illinois only

Remaining Capacities: Jan. 1, 1998, and Jan. 1, 1999

1998 certified gate cu. yds. (tons)	130,499,000	(39,545,000)
1999 certified gate cu. yds. (tons)	130,465,000	(39,535,000)

Audits and Inspections

Solid Waste Mgt. Fees paid in 1998	\$6,512
Last audited by Illinois EPA	6-4-97
Facility inspected by	Illinois EPA, Peoria Regional Office

Contacts

Owner

BFI Waste Systems of North America Inc.*
Route 1, Highway 97 North
Fairview, Ill. 61432
☎ 309-778-2787

Operator

BFI Waste Systems of North America Inc.
Route 1, Highway 97 North
Fairview, Ill. 61432
☎ 309-778-2787

*A subsidiary of Browning-Ferris Industries Inc., 757 N. Eldridge, Houston, Texas 77079 * 281-870-8100

Tazewell Recycling and Disposal Facility

County	Tazewell
Municipality	East Peoria
Location	3550 E. Washington St.
Location ☎	309-694-0295
Hours of operation	Mon.-Fri.: 6:30 a.m. - 4 p.m.; Sat.: 7 a.m. - 11:30 a.m.
Wastes accepted	Municipal, nonhazardous special, liquids for solidification
Tipping fee	\$18.50 per ton
Owner	Waste Management of Illinois Inc.*
Operator	Waste Management of Illinois Inc.*

*A subsidiary of USA Waste Services Inc./Waste Management Inc. Midwest

Facility Facts

Identification number	1798060004
Design capacity, airspace cu.yds.	4,807,000
Total permitted landfill area, acres	154
Permitted disposal area, acres	110
Highest permitted elevation, feet (msl)	767
Leachate monitoring stations	4
Groundwater monitoring wells	19
Methane collection system	Gas-to-energy
Years remaining, estimated by landfill	3
Date/year to open C date/year to close	1982 - 2002

Wastes Received: 1996, 1997, 1998

	<u>TOTAL WASTES ACCEPTED</u>			<u>OUT OF STATE WASTES ACCEPTED</u>		
	gate cu. yds	tons	tons/day	gate cu/yds.	tons	% of total
1996	2,196,815	665,702	2,560	0	0	0
1997	2,137,617	648,000	2,492	0	0	0
1998	1,368,057	414,563	1,594	0	0	0

1997 State of Origin: N/A 1998 State of Origin: Illinois only

Remaining Capacities: Jan. 1, 1998, and Jan. 1, 1999

1998 certified gate cu. yds. (tons)	5,583,000	(1,692,000)
1999 certified gate cu. yds. (tons)	4,201,000	(1,273,000)

Audits and Inspections

Solid Waste Mgt. Fees paid in 1998	\$298,757
Last audited by Illinois EPA	2-17-98
Facility inspected by	Tazewell County Health Department & Ill. EPA, Peoria Reg. Office

Contacts

Owner	Operator
Waste Management of Illinois Inc.* 3550 E. Washington Street East Peoria, Ill. 61611 ☎ 309-694-0295	Waste Management of Illinois Inc.* 3550 E. Washington Street East Peoria, Ill. 61611 ☎ 309-694-0295

*A subsidiary of USA Waste Services Inc./Waste Management Inc. Midwest, 1001 Fannin, Suite 4000, Houston, Texas 77002 *
713-512-6200

Upper Rock Island County Landfill

County	Rock Island
Municipality	East Moline
Location	17201 20th Ave. North
Location ☎	309-496-2396
Hours of operation	Mon.-Fri.: 7 a.m. - 4 p.m.; Sat.: 7 a.m. - noon
Wastes accepted	Municipal, nonhazardous special
Tipping fee	\$22 per ton
Owner	Upper Rock Island County Landfill Inc.*
Operator	Upper Rock Island County Landfill Inc.

*A subsidiary of Allied Waste Industries Inc.

Facility Facts

Identification number	1618100014
Design capacity, airspace cu.yds.	7,071,000
Total permitted landfill area, acres	195
Permitted disposal area, acres	97
Highest permitted elevation, feet (msl)	742
Leachate monitoring stations	10
Groundwater monitoring wells	N/A
Methane collection system	Gas-to-energy
Years remaining, estimated by landfill	15
Date/year to open C date/year to close	12-31-81 - 2013

Wastes Received: 1996, 1997, 1998

	<u>TOTAL WASTES ACCEPTED</u>			<u>OUT OF STATE WASTES ACCEPTED</u>		
	gate cu. yds	tons	tons/day	gate cu/yds.	tons	% of total
1996	621,817	188,429	725	91,704	27,789	15
1997	668,363	202,534	779	78,563	23,807	12
1998	1,000,356	303,000	1,165	185,553	56,228	19

1997 State of Origin: Indiana, Iowa 1998 State of Origin: Iowa, Wisconsin

Remaining Capacities: Jan. 1, 1998, and Jan. 1, 1999

1998 certified gate cu. yds. (tons)	16,604,000	(5,032,000)
1999 certified gate cu. yds. (tons)	15,473,000	(4,689,000)

Audits and Inspections

Solid Waste Mgt. Fees paid in 1998	\$287,620
Last audited by Illinois EPA	2-24-98
Facility inspected by	Illinois EPA, Peoria Regional Office

Contacts

Owner

Upper Rock Island County Landfill Inc.*
17201 20th Ave. North
East Moline, Ill. 61244
☎ 309-496-2396

Operator

Upper Rock Island County Landfill Inc.
17201 20th Ave. North
East Moline, Ill. 61244
☎ 309-496-2396

*A subsidiary of Allied Waste Industries Inc., 15880 N. Greenway Hayden Loop, Suite 100, Scottsdale, Ariz. 85260 * 602-423-2946. Regional office: 3837 W. 127th St., Alsip, Ill. 60803 708-824-3060

Watts Landfill (inactive*)

County	Rock Island
Municipality	Taylor Ridge
Location	8400 77th St. West
Location ☎	309-798-2266
Hours of operation	Mon.-Fri.: 6 a.m. - 4 p.m.; Sat.: 7 a.m. - noon
Wastes accepted	Municipal, nonhazardous special
Tipping fee	\$6.55 per cubic yard
Owner	E.S.G. Watts Inc.
Operator	E.S.G. Watts Inc.

*Permit revoked on 2-5-98 by order of Illinois Pollution Control Board; facility ceased accepting wastes on 3-20-98.

Facility Facts

Identification number	1618000001
Design capacity, airspace cu.yds.	N/A
Total permitted landfill area, acres	77
Permitted disposal area, acres	77
Highest permitted elevation, feet (msl)	760
Leachate monitoring stations	10
Groundwater monitoring wells	14
Methane collection system	Gas-to-energy (under construction)
Years remaining, estimated by landfill	2
Date/year to open C date/year to close	12-12-72 - 3-20-98*

*On 1-1-98, facility estimated closing in July 1999.

Wastes Received: 1996, 1997, 1998

	<u>TOTAL WASTES ACCEPTED</u>			<u>OUT OF STATE WASTES ACCEPTED</u>		
	gate cu. yds	tons	tons/day	gate cu/yds.	tons	% of total
1996	466,918	141,490	544	203,581	61,691	44
1997	476,583	144,419	555	179,924	54,522	38
1998	99,704	30,213	116	38,116	11,550	38

1997 State of Origin: Iowa, Nebraska 1998 State of Origin: Iowa, Nebraska

Remaining Capacities: Jan. 1, 1998, and Jan. 1, 1999

1998 certified gate cu. yds. (tons)	750,000	(227,000)
1999 certified gate cu. yds. (tons)	858,000	(260,000)

Audits and Inspections

Solid Waste Mgt. Fees paid in 1998	\$44,867
Last audited by Illinois EPA	8-13-96
Facility inspected by	Illinois EPA, Peoria Regional Office

Contacts

Owner

E.S.G. Watts Inc.
8400 77th St. West
Taylor Ridge, Ill. 61284
☎ 309-798-2266

Operator

E.S.G. Watts Inc.
8400 77th St. West
Taylor Ridge, Ill. 61284
☎ 309-798-2266

Kewanee Solid Waste Transfer Station

County	Henry
Municipality	Kewanee
Location	Fisher Avenue
Location ☎	309-852-5286
Hours of operation	Mon. - Sat.: 8 a.m. - 2 p.m.
Wastes accepted	Municipal, C & D debris
Tipping fee	\$32.87
Owner	City of Kewanee
Operator	City of Kewanee

Facility Facts

Identification number	0730650023
Opened, year	1993
Facility acreage	2.10

Wastes Received: 1996, 1997, 1998

	<u>Tons per year</u>	<u>Tons per day (average)</u>
1996	7,270	29
1997	7,900	32
1998	7,600	31

Inspections

Facility inspected by	Illinois EPA, Peoria Regional Office
------------------------------	--------------------------------------

Contacts

Owner

City of Kewanee
200 W. Third St.
Kewanee, Ill. 61443
☎ 309-852-2611

Operator

City of Kewanee
200 W. Third St.
Kewanee, Ill. 61443
☎ 309-852-2611

Monmouth Municipal Transfer Station

County	Warren
Municipality	Monmouth
Location	836 186th Ave.
Location ☎	309-734-2515
Hours of operation	Mon. - Fri.: 8 a.m. - 4 p.m.; Sat.: 8 a.m. - noon
Wastes accepted	Municipal
Tipping fee	Loose \$3.40/cy, compacted \$9.60/cy
Owner	City of Monmouth
Operator	City of Monmouth

Facility Facts

Identification number	1878080001
Opened, year	1983
Facility acreage	3.5

Wastes Received: 1996, 1997, 1998

	<u>Tons per year</u>	<u>Tons per day (average)</u>
1996	3,900	15
1997	7,800	30
1998	2,200	8

Inspections

Facility inspected by	Illinois EPA, Peoria Regional Office
------------------------------	--------------------------------------

Contacts

Owner

City of Monmouth
112 N. Main St.
Monmouth, Ill. 61462
☎ 309-734-2141

Operator

City of Monmouth
112 N. Main St.
Monmouth, Ill. 61462
☎ 309-734-2141

Wigand Recycling & Transfer Facility (new)

County	Peoria
Municipality	Chillecothe
Location	19908 N. Route 29
Location ☎	309-688-0760
Hours of operation	Mon.- Fri. 7 a.m.- 6 p.m.; Sat. 7a.m.- 2p.m.
Wastes accepted	Municipal
Tipping fee	\$7.51/yd.
Owner	Wigand Disposal Co.*
Operator	Wigand Disposal Co.

*A subsidiary of Peoria Disposal Co.

Facility Facts

Identification number	1430205031
Opened, year	1998*
Facility acreage	2

*Permitted to operate on 3-13-98.

Wastes Received: 1996, 1997, 1998

	<u>Tons per year</u>	<u>Tons per day (average)</u>
1996	N/A	N/A
1997	N/A	N/A
1998	1,378	4

Inspections

Facility inspected by	Illinois EPA, Peoria Regional Office
------------------------------	--------------------------------------

Contacts

Owner	Operator
Wigand Disposal Co.* 4700 N. Sterling Ave. Peoria, Ill. 61612-9071 ☎ 309-688-0760	Wigand Disposal Co. 4700 N. Sterling Ave. Peoria, Ill. 61612-9071 ☎ 309-688-0760

*A subsidiary of Peoria Disposal Co.

Knox County Landfill Compost Site

County	Knox
Municipality	Wataga
Location	Box 407
Location ☎	309-375-6795
Hours of operation	Mon. - Sat. 5 a.m. - 6 p.m.
Wastes Accepted	Landscape waste
Owner	Knox County Landfill Dept.
Operator	Knox County Landfill Dept.

Facility Facts

Identification number	0950600001
Date/Year Open - Date/Year Closed	4-10-90 -
Permit Expires	5-5-03
Facility Inspected By	Illinois EPA, Peoria Regional Office

Landscape Waste Received (cu. yds): 1997 & 1998

	Grass cu. yds.	Leaves cu. yds.	Brush cu. yds.
1997	N/A	N/A	N/A
1998	N/A	N/A	N/A

Total Landscape Waste Received (tons): 1997 & 1998

1997 tons per year	1,933
1998 tons per year	2,518

1998 Amounts Used/Sold (cubic yards)

	Composted	Chipped/Shredded
Land Reclamation	0	0
Daily Landfill Cover	0	0
Final Landfill Cover	320	0
Landscaping	150	0
Land Application at Agronomic Rates	0	0
Other	0	0
TOTAL	470	0

Contacts

Owner

Knox County Landfill Dept.
519 McClure St.
Galesburg, Ill. 61401
☎ 309-341-0901

Operator

Knox County Landfill Dept.
519 McClure St.
Galesburg, Ill. 61401
☎ 309-341-0901

Monmouth Municipal

County	Warren
Municipality	Monmouth
Location	836 186th Ave.
Location ☎	309-734-2515
Hours of operation	Mon. - Fri. 8 a.m. - 4 p.m.; Sat.: 8 a.m. - noon
Wastes Accepted	Grass, Leaves, Brush
Owner	City of Monmouth
Operator	City of Monmouth

Facility Facts

Identification number	1878080001
Date/Year Open - Date/Year Closed	6-15-90 -
Permit Expires	6-20-03
Facility Inspected By	Illinois EPA, Peoria Regional Office

Landscape Waste Received (cu. yds): 1997 & 1998

	Grass cu. yds.	Leaves cu. yds.	Brush cu. yds.
1997	4,077	4,524	3,179
1998	4,128	1,852	28,501

Total Landscape Waste Received (tons): 1997 & 1998

1997 tons per year	3,013
1998 tons per year	6,297

1998 Amounts Used/Sold (cubic yards)

	Composted	Chipped/Shredded
Land Reclamation	0	0
Daily Landfill Cover	0	0
Final Landfill Cover	0	100
Landscaping	561	150
Land Application at Agronomic Rates	0	0
Other	0	26
TOTAL	561	276

Firewood also sold.

Contacts

Owner

City of Monmouth
112 N. Main St.
Monmouth, Ill. 61462
☎ 309-734-2141

Operator

City of Monmouth
112 N. Main St.
Monmouth, Ill. 61462
☎ 309-734-2141

Pekin Composting Facility

County	Tazewell
Municipality	Pekin
Location	14379 Illinois Route 29
Location ☎	309-353-3333
Hours of operation	Mon. - Fri. 7:30 a.m. - 4 p.m.
Wastes Accepted	Grass, Leaves, Brush
Owner	J. D. Mahoney (Pekin Recycling Center)
Operator	City of Pekin

Facility Facts

Identification number	1790600019
Date/Year Open - Date/Year Closed	4-13-94 -
Permit Expires	4-12-04
Facility Inspected By	Tazewell County Health Dept. & Illinois EPA, Peoria Regional Office

Landscape Waste Received (cu. yds): 1997 & 1998

	Grass cu. yds.	Leaves cu. yds.	Brush cu. yds.
1997	2,919	2,919	2,919
1998	3,230	3,230	3,230

Total Landscape Waste Received (tons): 1997 & 1998

1997 tons per year	2,480
1998 tons per year	2,745

1998 Amounts Used/Sold (cubic yards)

	Composted	Chipped/Shredded
Land Reclamation	0	0
Daily Landfill Cover	0	0
Final Landfill Cover	4,845	0
Landscaping	0	0
Land Application at Agronomic Rates	4,845	0
Other	0	0
TOTAL	9,690	0

Contacts

Owner

J. D. Mahoney (Pekin Recycling Center)
 14379 Illinois Route 29
 Pekin, Ill. 61554
 ☎ 309-347-7166

Operator

City of Pekin
 400 Margaret St.
 Pekin, Ill. 61554
 ☎ N/A

Peoria City/County Landfill #1 Compost Site

County	Peoria
Municipality	Brimfield
Location	11501 W. Cottonwood Road
Location ☎	309-688-0760
Hours of operation	N/A
Wastes Accepted	Grass, Leaves, Brush
Owner	City of Peoria/County of Peoria/Joint Solid Waste Disposal Facility Board
Operator	Waste Management of Illinois Inc.*

Facility Facts

Identification number	1438165005
Date/Year Open - Date/Year Closed	6-1-90 -
Permit Expires	6-1-03
Facility Inspected By	Illinois EPA, Peoria Regional Office

Landscape Waste Received (cu. yds): 1997 & 1998

	Grass cu. yds.	Leaves cu. yds.	Brush cu. yds.
1997	8,304	14,404	14,100
1998	2,970	6,153	20,972

Total Landscape Waste Received (tons): 1997 & 1998

1997 tons per year	8,317
1998 tons per year	5,564

1998 Amounts Used/Sold (cubic yards)

	Composted	Chipped/Shredded
Land Reclamation	0	0
Daily Landfill Cover	0	4,000
Final Landfill Cover	13,337	0
Landscaping	0	0
Land Application at Agronomic Rates	0	0
Other	0	0
TOTAL	13,337	4,000

Contacts

Owner

City of Peoria/County of Peoria/
Joint Solid Waste Disposal Facility Board
419 Fulton St.
Peoria, Ill. 61612
☎ 309-494-8800

Operator

Waste Management of Illinois Inc.*
11501 W. Cottonwood Road
Brimfield, Ill. 61517
☎ 309-565-4281

*Waste Management assumed operations after first quarter of 1998.

Quad Cities Landfill (closed)

County	Rock Island
Municipality	Milan
Location	13606 Knoxville Road
Location ☎	309-787-2303
Hours of operation	N/A
Wastes Accepted	N/A
Owner	BFI Waste Systems of North America Inc.
Operator	BFI Waste Systems of North America Inc.

Facility Facts

Identification number	1610400007
Date/Year Open - Date/Year Closed	8-22-89 - 4-1-97
Permit Expires	7-1-97
Facility Inspected By	Illinois EPA, Peoria Regional Office

Landscape Waste Received (cu. yds): 1997 & 1998

	Grass cu. yds.	Leaves cu. yds.	Brush cu. yds.
1997	2	0	0
1998	0	0	0

Total Landscape Waste Received (tons): 1997 & 1998

1997 tons per year	120
1998 tons per year	0

1998 Amounts Used/Sold (cubic yards)

	Composted	Chipped/Shredded
Land Reclamation	0	0
Daily Landfill Cover	0	0
Final Landfill Cover	0	0
Landscaping	0	0
Land Application at Agronomic Rates	0	0
Other	0	0
TOTAL	0	0

Contacts

Owner

BFI Waste Systems of North America Inc.
13606 Knoxville Road
Milan, Ill. 61264
☎ 309-787-2303

Operator

BFI Waste Systems of North America Inc.
13606 Knoxville Road
Milan, Ill. 61264
☎ 309-787-2303

Upper Rock Island County Landfill

County	Rock Island
Municipality	East Moline
Location	17201 20th Avenue North
Location ☎	309-496-2396
Hours of operation	Mon. - Fri. 7 a.m. - 4 p.m.; Sat.: 7 a.m. - noon
Wastes Accepted	Grass, Leaves, Brush
Owner	Upper Rock Island County Landfill
Operator	Upper Rock Island County Landfill

Facility Facts

Identification number	1618100014
Date/Year Open - Date/Year Closed	8-16-93 -
Permit Expires	8-30-01
Facility Inspected By	Illinois EPA, Peoria Regional Office

Landscape Waste Received (cu. yds): 1997 & 1998

	Grass cu. yds.	Leaves cu. yds.	Brush cu. yds.
1997	8,000	2,683	867
1998	6,080	1,975	1,460

Total Landscape Waste Received (tons): 1997 & 1998

1997 tons per year	3,841
1998 tons per year	3,046

1998 Amounts Used/Sold (cubic yards)

	Composted	Chipped/Shredded
Land Reclamation	0	486
Daily Landfill Cover	1,074	0
Final Landfill Cover	1,400	0
Landscaping	0	0
Land Application at Agronomic Rates	0	0
Other	0	0
TOTAL	2,474	486

Contacts

Owner

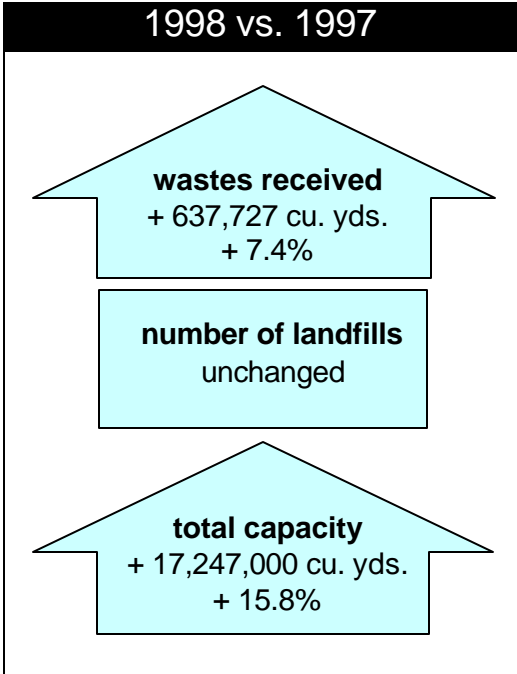
Upper Rock Island County Landfill
 17201 20th Avenue North
 East Moline, Ill. 61244
 ☎ 309-496-2396

Operator

Upper Rock Island County Landfill
 17201 20th Avenue North
 East Moline, Ill. 61244
 ☎ 309-496-2396

**Landfills
Transfer Stations
Compost Facilities**

Region Four: East Central Illinois

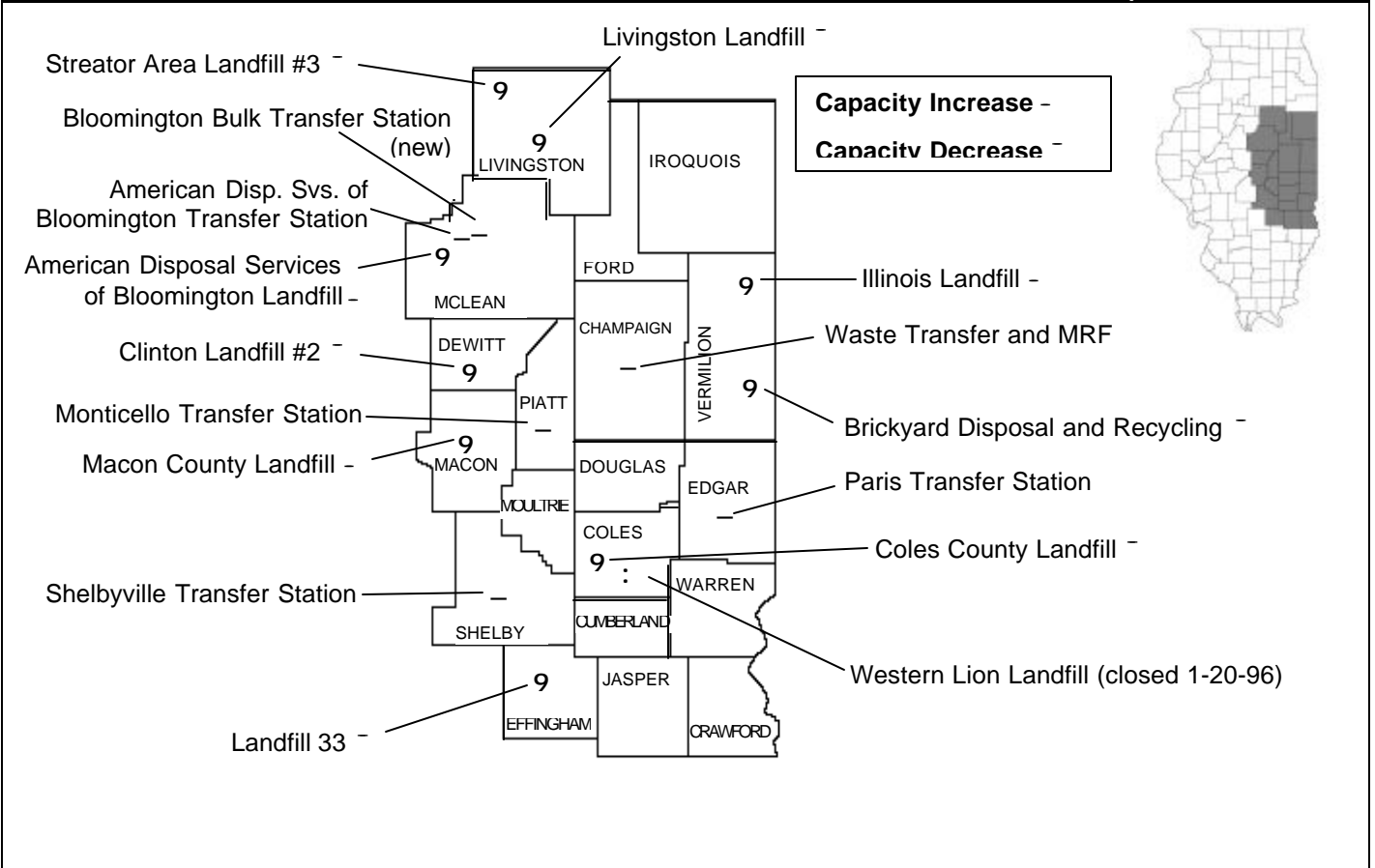


FOUR OF THE STATE'S SEVEN REGIONS REPORTED GREATER landfill capacity than one million cubic yards at the end of 1998 than at the close of the previous year. Region Four was second in the state with an increase of 17.2 million gate cubic yards, or 15.8 percent, and Region One (Northwestern) had a gain of 107.9 million gate cubic yards, or 150.5 percent. Included in Region 4's figure is a 29 million in-place cubic yard expansion at Livingston Landfill permitted in February 1997, making it the second largest landfill in the state. Other Regions showing increases are Region 3 (Peoria/Quad Cities) with 4.8 percent and Region 5 (West Central Illinois) with only a 2.2 percent increase.

Two additional landfills in Region Four were granted permits for expansions totaling 16.5 million in-place cubic yards to add to the Agency-required "snapshot" of available landfill capacity totaled each Jan. 1st.

Illinois Landfill, Hoopeston, received a permit on Feb. 4, 1998, for a 15 million cubic yard expansion; and Macon County Landfill, Decatur, received a permit on June 1, 1998, for a 1.5 million cubic yard expansion.

Landfills and Transfer Stations: Active, Closed, Under Development



Region Four: East Central Illinois

With 17.2 million more cubic yards of capacity this year than last (a 15.8% increase) this Region is third behind Region 3 (Peoria/Quad Cities) and Region 1 (Northwestern Illinois) in Illinois in terms of capacity share.

Livingston Landfill dominated waste receipts & capacity. . .

During 1998, Region Four's nine active landfills accepted 9.3 million gate cubic yards of wastes, an increase of some 638,000 cubic yards over 1997's total, only a 7.4% increase.

Livingston Landfill accepted 5.3 million gate cubic yards of wastes, or about 57 percent of wastes landfilled in the region. Livingston led the region and ranked first in the state in wastes received during the year and second in the state in terms of capacity.

Following sharp declines in wastes accepted in recent years, American Disposal Services of Bloomington Landfill was dead last of all 58 landfills that accepted wastes in 1998. In 1994, this facility took in more than 300,000 cubic yards, a number that plummeted to 6,893 cubic yards in 1995, and continued to drop to 293 cubic yards in 1998. Formerly known as Sexton/McLean County Landfill, this facility was acquired by American Disposal Services of Illinois Inc. and renamed in December 1997. The transfer station of the same name ranked 20th in the State for waste transferred.

Macon and Vermilion counties have delegated duties

The Illinois EPA has delegated inspection authority to Ambrow Valley Solid Waste Agency, the Macon County Solid Waste Management Department and the Vermilion County Health Department.

Counties	19
Area (square miles)	12,096
Population (est.)	847,185
Landfill life expectancy	
Years remaining	13.5 ⁻
Landfills	
Active in 1998	9
Closed in 1996	1
Open past 2001	8
Transfer Stations	
Active in 1998	6
New in 1997	1
Compost facilities	
Active in 1998	5

⁻ Total remaining capacity (from table below) divided by total wastes accepted. Tells how long the region may be served by local landfills at current disposal rates, barring capacity adjustments, until capacity is depleted.

Landfills: Wastes Accepted 1998; Remaining Capacities Jan. 1, 1999

	Municipality	County	Wastes		Capacity		Disp. Area Acres	Close Year
			Cu. Yds.	Rank ¹	Cu. Yds.	Rank ²		
American Disposal Landfill	Bloomington	McLean	293	58	1,704,000	38	31	2007
Brickyard Disposal and Recyc. ⁻	Danville	Vermilion	748,588	22	21,753,000	13	154	2028
Clinton Landfill #2 ⁻	Clinton	DeWitt	759,500	21	7,624,000	26	64	2009
Coles County Landfill	Charleston	Coles	381,136	30	525,000	54	43	2000
Illinois Landfill ⁻³	Hoopeston	Vermilion	216,177	42	22,284,000*	12	N/A	2024
Landfill 33	Effingham	Effingham	138,555	46	1,364,000	44	41	2022
Livingston Landfill ⁻	Pontiac	Livingston	5,319,565	1	59,318,000	2	252	2010
Macon County Landfill ⁴	Decatur	Macon	1,053,230	12	10,175,000	21	25	2010
Streator Area Landfill #3 ⁻⁵	Streator	Livingston	693,813	23	1,384,000	42	20.4	2003
CLOSED Western Lion Landfill	Charleston	Coles	0	N/A	0	N/A	26	1996
Totals			9,310,857		126,131,000			

⁻Five landfills accepted out-of-state wastes during 1998 totaling 116,113 cubic yards, or 1% of the region's total.

¹ Standing among 58 landfills that accepted wastes during 1998.

² Standing among 56 landfills that reported capacity as of Jan. 1, 1999.

³ Included is a 15 million in-place cubic yard expansion permit granted on 2-4-98; expected closure could extend to 2024.

⁴ Macon County Footnote.

⁵ Included is a 1.5 million in-place cubic yard expansion permit granted on 6-1-98.

Region Four: East Central Illinois

Questions and Complaints

Illinois EPA Region Four field office personnel investigate reports of suspected illegal waste disposal, and inspect the region's landfills, transfer stations and compost facilities, except in **Crawford, Macon and Vermilion counties**, where joint responsibility has been delegated to local authorities.

Questions or complaints concerning pollution control facilities, open dumping or other incidents should be directed to the office having jurisdiction over the site:

Illinois EPA
2125 S. 1st St.
Champaign, Ill. 61820
Phone: 217-333-8361
Fax: 217-244-4161

Ambraw Valley Solid Waste Agency
(Crawford County)
Box 83
Robinson, Ill. 62454
Phone: 217-544-7045
Fax: 618-945-7118

Macon County Solid Waste
Management Department
Room 501
141 S. Main
Decatur, Ill. 62523
Phone: 217-425-4505
Fax: 217-424-1459

Vermilion County Health
Department
200 S. College St., Suite A
Danville, Ill. 61832
Phone: 217-431-2662
Fax: 217-431-7483

Delegation agreements authorize these agencies to conduct many of the duties that would otherwise have to be performed by the Illinois EPA field office: investigating and enforcing suspected violations of land pollution laws and reports of open dumping, and inspecting landfills, transfer stations and compost facilities permitted through the Agency's Bureau of Land. (Inspections also include industrial landfills, or monofills, and landfills that closed prior to 1996; these facilities are not included in this report.)

Ambraw Valley is recently on board in August 1999, inspecting one new landfill and several closed sites. Macon County has one active landfill and two compost facilities, Vermilion County has two active landfills and one compost facility. Neither county contains solid waste transfer stations.

A transfer station in Bloomington handled 82 percent of wastes

The region's transfer stations reported handling more than 152,000 tons of solid wastes in 1998. Of those voluntarily reporting, American Disposal Services facility in Bloomington moved 82 percent of this tonnage showing the slow activity of McLean County's only landfill. Total wastes transferred equaled only 2 percent of the wastes landfilled in Region Four during the year.

Transfer Stations: Wastes Handled 1998			
	Municipality	County	Tons
American Disposal Serv.	Bloomington	McLean	124,373
Bloomington Bulk Transfer ¹	Bloomington	McLean	N/A
Monticello Transfer Station	Monticello	Piatt	1,320
Paris Transfer Station	Paris	Edgar	12,500
Shelbyville Disposal Serv.	Shelbyville	Shelby	4,605
Waste Transfer & MRF	Champaign	Champaign	9,300
Total			152,098

¹ Newly permitted in 1997.

Composting activity was slight

More than 22,000 tons of landscape wastes were processed at five compost facilities in Region Four. This tonnage was about less than one percent all municipal wastes accepted at the region's landfills during 1998.

Compost Facilities: Wastes Accepted 1998			
	Municipality	County	Tons
Brickyard Disposal	Danville	Vermilion	2,346
Coles County Landfill	Charleston	Coles	1,222
Landscape Recycling	Urbana	Champaign	9,649
Macon County Composting	Decatur	Macon	5,100
Macon County Landfill	Decatur	Macon	3,814
Total			22,131

Region Four: East Central Illinois

Old data affects region's recycling rate

The Agency does not regulate recycling nor does it possess any mechanism to compel county recycling coordinators to respond to Agency surveys seeking current recycling rates. Recycling rates in this region range from 5% to 38%.

In Region Four, only four of 19 county recycling coordinators offered data for 1998, a 20% response rate. Nearly 80 percent of the data dates from before 1998.

The region's multiyear average recycling rate is 23 percent. —

Municipal Wastes Recycled

County	Estimated Population as of 7-1-98	Waste Generated		Waste Recycled	
		Tons	PCD	Tons	Percent
Champaign	168,473	194,569	6.3	43,948	23
Clark	17,572	19,121	6.5	1,544	8
Coles	51,312	68,300	7.2	5,010	7
Crawford	19,464	16,340	4.6	2,895	18
Cumberland	11,172	12,860	6.4	1,035	8
DeWitt	16,781	10,148	3.4	742	7
Douglas	19,782	12,964	3.6	880	7
Edgar	19,905	22,339	6.2	1,091	5
Effingham	33,280	17,288	3	4,925	29
Ford	14,049	7,948	3.1	468	6
Iroquois	30,787	28,599	5	3,669	13
Jasper	10,609	3,485	1.8	164	5
Livingston	40,316	45,616	6.4	6,800	15
Macon	114,265	123,790	5.7	46,578	38
McLean	140,797	204,070	7.9	73,371	36
Moultrie	14,433	16,526	6.4	1,351	8
Piatt	16,498	8,595	3	397	5
Shelby	22,593	25,557	6.2	2,159	9
Vermilion	85,097	87,795	5.6	14,385	16
Totals	847,185	925,910	6.0	211,412	23%¹

¹ Regional average

Municipal Waste Management Plans

The Solid Waste Planning and Recycling Act required all Illinois counties and the city of Chicago to develop, adopt and implement 20-year municipal waste management plans.

Plans include programs and recommendations to achieve solid waste management goals, which typically include waste reduction, recycling, incineration and landfilling as program options.

The law requires each plan to include a program designed to recycle 15 percent of municipal wastes by the end of the third year of the program and 25 percent of municipal wastes by the end of the fifth year, depending upon the availability of markets.

Every five years each plan must identify changes in planning areas, evaluate progress in plan implementation and, if necessary, revise plan recommendations and goals. The county also has the option of updating its solid waste generation rate. The plan is then submitted to the Illinois EPA for review and comment.

Five year plan updates were submitted by Champaign, Iroquois, Macon and McLean Counties.

Questions concerning these plans and their availability should be directed to the appropriate local administrators listed in Appendix K.

Details concerning Region Four landfills, transfer stations, and compost facilities follow on pages R4.6 through R4.26.

American Disposal Services of Bloomington Landfill

County	McLean
Municipality	Bloomington
Location	West Oakland Avenue Road
Location ☎	309-828-3913
Hours of operation	Mon.-Fri.: 7:30 a.m. - 3 p.m.; Sat.: 7:30 a.m. - 11 a.m.
Wastes accepted	Municipal, nonhazardous special
Tipping fee	\$8.35 per cubic yard
Owner	American Disposal Services of Illinois Inc.*
Operator	American Disposal Services of Illinois Inc.

*Formerly Sexton/McLean County Landfill; facility renamed in December 1997.

Facility Facts

Identification number	1130200042
Design capacity, airspace cu.yds.	1,900,000
Total permitted landfill area, acres	55
Permitted disposal area, acres	31
Highest permitted elevation, feet (msl)	788
Leachate monitoring stations	4
Groundwater monitoring wells	19
Methane collection system	None
Years remaining, estimated by landfill	10
Date/year to open C date/year to close	4-30-90 - 2007

Wastes Received: 1996, 1997, 1998

	TOTAL WASTES ACCEPTED			OUT OF STATE WASTES ACCEPTED		
	gate cu. yds	tons	tons/day	gate cu/yds.	tons	% of total
1996	2,500	758	3	0	0	0
1997	1,180	358	1	0	0	0
1998	293	89	<1	0	0	0

1997 State of Origin: N/A 1998 State of Origin: N/A

Remaining Capacities: Jan. 1, 1998, and Jan. 1, 1999

1998 certified gate cu. yds. (tons)	1,650,000	(500,000)
1999 certified gate cu. yds. (tons)	1,704,000	(516,000)

Audits and Inspections

Solid Waste Mgt. Fees paid in 1998	\$500
Last audited by Illinois EPA	8-4-98
Facility inspected by	Illinois EPA, Champaign Regional Office

Contacts

Owner

American Disposal Services of Illinois Inc.*
3837 West 127th St.
Alsip, Ill. 60803
☎ 708-824-3060

Operator

American Disposal Services of Illinois Inc.
Rural Route 3
Bloomington, Ill. 61701
☎ 309-828-3383

*Permit transferred from John Sexton Contractors Co. in December 1997.

Brickyard Disposal and Recycling

County	Vermilion
Municipality	Danville
Location	601 E. Brickyard Road
Location ☎	217-431-3242
Hours of operation	Mon.-Fri.: 7 a.m. - 3:45 p.m.; Sat.: 7 a.m. - 11:45 a.m.
Wastes accepted	Municipal, nonhazardous special
Tipping fee	\$25.00 per ton
Owner	Brickyard Disposal and Recycling*
Operator	Brickyard Disposal and Recycling

*A subsidiary of Allied Waste Industries Inc.

Facility Facts

Identification number	1838040029
Design capacity, airspace cu.yds.	N/A
Total permitted landfill area, acres	293
Permitted disposal area, acres	154
Highest permitted elevation, feet (msl)	716
Leachate monitoring stations	6
Groundwater monitoring wells	31
Methane collection system	None
Years remaining, estimated by landfill	33
Date/year to open C date/year to close	12-31-72 - 2028

Wastes Received: 1996, 1997, 1998

	<u>TOTAL WASTES ACCEPTED</u>			<u>OUT OF STATE WASTES ACCEPTED</u>		
	gate cu. yds	tons	tons/day	gate cu/yds.	tons	% of total
1996	655,457	198,623	764	7,751	2,349	1
1997	717,171	217,325	836	35,101	10,637	5
1998	748,588	226,845	872	71,663	21,716	10

1997 State of Origin: Indiana 1998 State of Origin: Indiana

Remaining Capacities: Jan. 1, 1998, and Jan. 1, 1999

1998 certified gate cu. yds. (tons)	23,662,000	(7,170,000)
1999 certified gate cu. yds. (tons)	21,753,000	(6,592,000)

Audits and Inspections

Solid Waste Mgt. Fees paid in 1998	\$209,066
Last audited by Illinois EPA	6-17-97
Facility inspected by	Vermilion County Health Department & Ill. EPA, Champaign Reg. Office

Contacts

Owner	Operator
Brickyard Disposal and Recycling*	Brickyard Disposal and Recycling
P.O. Box 515	P.O. Box 515
Danville, Ill. 61834	Danville, Ill. 61834
☎ 217-442-8139	☎ 217-431-3272

*A subsidiary of Allied Waste Industries Inc., 15880 N. Greenway Hayden Loop, Suite 100, Scottsdale, Ariz. 85260 602-423-2946. Regional office: 13570 St. Charles Rock Road, Bridgeton, Mo. 63044 314-739-1919

Clinton Landfill #2

County	DeWitt
Municipality	Clinton
Location	Route 51 South
Location ☎	309-676-4893
Hours of operation	Mon.-Fri.: 7 a.m. - 4 p.m.; Sat.: 7 a.m. - 11 a.m.
Wastes accepted	Municipal, nonhazardous special
Tipping fee	\$7.75 per cubic yard
Owner	Clinton Landfill #2 Inc.*
Operator	Clinton Landfill #2 Inc.

*A subsidiary of Peoria Disposal Co.

Facility Facts

Identification number	0398080007
Design capacity, airspace cu.yds.	N/A
Total permitted landfill area, acres	80
Permitted disposal area, acres	64
Highest permitted elevation, feet (msl)	758
Leachate monitoring stations	5
Groundwater monitoring wells	13
Methane collection system	None
Years remaining, estimated by landfill	12
Date/year to open C date/year to close	1990 - 2009

Wastes Received: 1996, 1997, 1998

	<u>TOTAL WASTES ACCEPTED</u>			<u>OUT OF STATE WASTES ACCEPTED</u>		
	gate cu. yds	tons	tons/day	gate cu/yds.	tons	% of total
1996	709,100	214,879	827	6,111	1,852	<1
1997	719,211	217,943	838	3,328	1,008	<1
1998	759,500	230,152	885	1,900	576	<1

1997 State of Origin: Arizona, Indiana, Iowa, Missouri, Wisconsin

1998 State of Origin: Arizona, Indiana, Iowa, Minnesota,

Missouri, Tennessee, Texas, Wisconsin

Remaining Capacities: Jan. 1, 1998, and Jan. 1, 1999

1998 certified gate cu. yds. (tons)	8,395,000	(2,544,000)
1999 certified gate cu. yds. (tons)	7,624,000	(2,310,000)

Audits and Inspections

Solid Waste Mgt. Fees paid in 1998	\$217579
Last audited by Illinois EPA	9-29-98
Facility inspected by	Illinois EPA, Champaign Regional Office

Contacts

Owner

Clinton Landfill #2 Inc.*
P.O. Box 9071
Peoria, Ill. 61612
☎ 309-676-4893

Operator

Clinton Landfill #2 Inc.
P.O. Box 9071
Peoria, Ill. 61612
☎ 309-676-4893

*A subsidiary of Peoria Disposal Co., 4700 N. Sterling Ave., Peoria, Ill. 61615

Coles County Landfill

County	Coles
Municipality	Charleston
Location	Illinois Route 316 and Loxa Road
Location ☎	217-345-7414
Hours of operation	Mon.-Fri.: 6 a.m. - 3:30 p.m.; Sat.: 6 a.m. - 11 a.m.
Wastes accepted	Municipal, nonhazardous special
Tipping fee	\$10.05 per cubic yard
Owner	ERC/Coles County Landfill
Operator	ERC/Coles County Landfill

*A subsidiary of Allied Waste Industries Inc.

Facility Facts

Identification number	0298050007
Design capacity, airspace cu.yds.	N/A
Total permitted landfill area, acres	80
Permitted disposal area, acres	43
Highest permitted elevation, feet (msl)	735
Leachate monitoring stations	2
Groundwater monitoring wells	19
Methane collection system	Flares
Years remaining, estimated by landfill	2
Date/year to open C date/year to close	1979 - 2000

Wastes Received: 1996, 1997, 1998

	<u>TOTAL WASTES ACCEPTED</u>			<u>OUT OF STATE WASTES ACCEPTED</u>		
	gate cu. yds	tons	tons/day	gate cu/yds.	tons	% of total
1996	311,167	94,293	363	0	0	0
1997	408,428	123,766	476	0	0	0
1998	381,136	115,496	444	0	0	0

1997 State of Origin: N/A 1998 State of Origin: N/A

Remaining Capacities: Jan. 1, 1998, and Jan. 1, 1999

1998 certified gate cu. yds. (tons)	1,148,000	(348,000)
1999 certified gate cu. yds. (tons)	525,000	(159,000)

Audits and Inspections

Solid Waste Mgt. Fees paid in 1998	\$97,759
Last audited by Illinois EPA	11-10-98
Facility inspected by	Illinois EPA, Champaign Regional Office

Contacts

Owner	Operator
ERC/Coles County Landfill 601 E. Brickyard Road Danville, Ill. 61832 ☎ 217-442-8139	ERC/Coles County Landfill West Illinois Route 316, P.O. Box 31 Charleston, Ill. 61920 ☎ 217-354-7414

*A subsidiary of Allied Waste Industries Inc., 15880 N. Greenway Hayden Loop, Suite 100, Scottsdale, Ariz. 85260 602-423-2946. Regional Office: 13570 St. Charles Rock Road, Bridgeton, Mo. 63044 314-739-1919

Illinois Landfill

County	Vermilion
Municipality	Hoopeston
Location	County Road 4000 North
Location ☎	217-442-5553
Hours of operation	Mon.-Fri.: 7 a.m. - 3:30 p.m.; Sat.: 7 a.m. - 11:30 a.m.
Wastes accepted	Municipal, nonhazardous special
Tipping fee	\$9 per cubic yard
Owner	Illinois Landfill Inc.*
Operator	Illinois Landfill Inc.

*A subsidiary of Allied Waste Industries Inc.

Facility Facts

Identification number	1830450009
Design capacity, airspace cu.yds.	N/A
Total permitted landfill area, acres	N/A
Permitted disposal area, acres	N/A
Highest permitted elevation, feet (msl)	N/A
Leachate monitoring stations	N/A
Groundwater monitoring wells	N/A
Methane collection system	Gas-to-energy (planned)
Years remaining, estimated by landfill	26
Date/year to open C date/year to close	12-31-91 - 2024

Wastes Received: 1996, 1997, 1998

	<u>TOTAL WASTES ACCEPTED</u>			<u>OUT OF STATE WASTES ACCEPTED</u>		
	gate cu. yds	tons	tons/day	gate cu/yds.	tons	% of total
1996	175,763	53,262	205	57,240	17,345	33
1997	145,216	44,005	169	5,911	1,791	4
1998	216,177	65,508	252	9,964	3,019	5

1997 State of Origin: Indiana 1998 State of Origin: Indiana

Remaining Capacities: Jan. 1, 1998, and Jan. 1, 1999

1998 certified gate cu. yds. (tons)	273,000	(83,000)
1999 certified gate cu. yds. (tons)	22,284,000*	(6,753,000)

*Included is a 15-million in-place cubic-yard expansion permit granted on 2-24-98.

Audits and Inspections

Solid Waste Mgt. Fees paid in 1998	\$25,000
Last audited by Illinois EPA	5-5-98
Facility inspected by	Vermilion County Health Department & Ill. EPA, Champaign Reg. Office

Contacts

Owner	Operator
Illinois Landfill Inc.* P.O. Box 29 Hoopeston, Ill. 60942 ☎ 217-283-6242	Illinois Landfill Inc. P.O. Box 29 Hoopeston, Ill. 60942 ☎ 217-283-6242

*A subsidiary of Allied Waste Industries Inc., 15880 N. Greenway Hayden Loop, Suite 100, Scottsdale, Ariz. 85260 602-423-2946; Regional office 3837 W. 127th St., Alsip, Ill. 60803 708-824-3060

Landfill 33

County	Effingham
Municipality	Effingham
Location	1713 S. Willow
Location ☎	217-342-3747
Hours of operation	Mon.-Fri.: 7 a.m. - 3 p.m.; Sat.: 7 a.m. - 11 a.m.
Wastes accepted	Municipal, nonhazardous special
Tipping fee	\$10 per cubic yard
Owner	Landfill 33 Ltd.*
Operator	Richard Deibel

*Mildred Wendt Estate, legal owner. **Richard Deibel, certified operator.

Facility Facts

Identification number	0498100007
Design capacity, airspace cu.yds.	N/A
Total permitted landfill area, acres	80
Permitted disposal area, acres	41
Highest permitted elevation, feet (msl)	602
Leachate monitoring stations	5
Groundwater monitoring wells	21
Methane collection system	None
Years remaining, estimated by landfill	12
Date/year to open C date/year to close	1981 - 2022

Wastes Received: 1996, 1997, 1998

	<u>TOTAL WASTES ACCEPTED</u>			<u>OUT OF STATE WASTES ACCEPTED</u>		
	gate cu. yds	tons	tons/day	gate cu/yds.	tons	% of total
1996	104,688	31,724	122	0	0	0
1997	121,357	36,775	141	0	0	0
1998	138,555	41,986	161	0	0	0

1997 State of Origin: N/A 1998 State of Origin: N/A

Remaining Capacities: Jan. 1, 1998, and Jan. 1, 1999

1998 certified gate cu. yds. (tons)	1,461,000	(443,000)
1999 certified gate cu. yds. (tons)	1,364,000	(413,000)

Audits and Inspections

Solid Waste Mgt. Fees paid in 1998	\$25,000
Last audited by Illinois EPA	10-20-98
Facility inspected by	Illinois EPA, Champaign Regional Office

Contacts

Owner	Operator
Landfill 33 Ltd.*	Richard Deibel
715 S. First	804 Glenwood
Effingham, Ill. 62401	Effingham, Ill. 62401
☎ 217-342-2803	☎ 217-342-3747

*Mildred Wendt Estate, 715 S. 1st, Effingham, Ill. 62401 217-342-2803.

**Richard Deibel, 804 Glenwood, Effingham, Ill. 62401 217-342-3747.

Livingston Landfill

County	Livingston
Municipality	Pontiac
Location	Rowe Road, west of Route 23
Location ☎	815-844-3054
Hours of operation	Mon.-Sat.: 5:30 a.m. - 6:30 p.m.
Wastes accepted	Municipal, nonhazardous special
Tipping fee	\$23 per ton
Owner	American Disposal Services of Illinois Inc.*
Operator	American Disposal Services of Illinois Inc.

*County Disposal (Illinois) Inc. merged into American Disposal Services of Illinois Inc. in early 1998.

Facility Facts

Identification number	1058210002
Design capacity, airspace cu.yds.	34,995,000
Total permitted landfill area, acres	550
Permitted disposal area, acres	252
Highest permitted elevation, feet (msl)	785
Leachate monitoring stations	36
Groundwater monitoring wells	14
Methane collection system	Gas-to-energy (under construction)
Years remaining, estimated by landfill	12
Date/year to open C date/year to close	1978 - 2010

Wastes Received: 1996, 1997, 1998

	<u>TOTAL WASTES ACCEPTED</u>			<u>OUT OF STATE WASTES ACCEPTED</u>		
	gate cu. yds	tons	tons/day	gate cu/yds.	tons	% of total
1996	2,855,962	865,443	3,329	3,830	1,160	<1
1997	5,447,732	1,650,828	6,349	13,520	4,097	<1
1998	5,319,565	1,611,989	6,200	7,946	2,408	<1

1997 State of Origin: Indiana 1998 State of Origin: Indiana

Remaining Capacities: Jan. 1, 1998, and Jan. 1, 1999

1998 certified gate cu. yds. (tons)	66,496,000*	(20,150,000)
1999 certified gate cu. yds. (tons)	59,318,000	(17,975,000)

*Included is a 29-million in-place cubic-yard expansion permit granted on 2-19-97.

Audits and Inspections

Solid Waste Mgt. Fees paid in 1998	\$1,505,385
Last audited by Illinois EPA	3-31-98
Facility inspected by	Illinois EPA, Champaign Regional Office

Contacts

Owner

American Disposal Services of Illinois Inc.*
3837 West 127th St.
Alsip, Ill. 60803
☎ 708-824-3060

Operator

American Disposal Services of Illinois Inc.
P.O. Box 646
Pontiac, Ill. 61764
☎ 815-844-3054

Macon County Landfill

County	Macon
Municipality	Decatur
Location	Bear and Hill Road
Location ☎	217-963-2976
Hours of operation	Mon.-Fri.: 6 a.m. - 3 p.m.; Sat.: 7 a.m. - 1:30 p.m.
Wastes accepted	Municipal, nonhazardous special
Tipping fee	\$24 per ton
Owner	Macon County Landfill Corp.
Operator	Macon County Landfill Corp.

Facility Facts

Identification number	1158040008
Design capacity, airspace cu.yds.	3,492,000
Total permitted landfill area, acres	235
Permitted disposal area, acres	25
Highest permitted elevation, feet (msl)	705
Leachate monitoring stations	3
Groundwater monitoring wells	N/A
Methane collection system	Gas-to-energy (planned)
Years remaining, estimated by landfill	7
Date/year to open C date/year to close	1978 - 2010

Wastes Received: 1996, 1997, 1998

	<u>TOTAL WASTES ACCEPTED</u>			<u>OUT OF STATE WASTES ACCEPTED</u>		
	gate cu. yds	tons	tons/day	gate cu/yds.	tons	% of total
1996	651,900	197,545	760	0	0	0
1997	540,378	163,751	630	0	0	0
1998	1,053,230	319,161	1,227	0	0	0

1997 State of Origin: N/A 1998 State of Origin: N/A

Remaining Capacities: Jan. 1, 1998, and Jan. 1, 1999

1998 certified gate cu. yds. (tons)	3,710,000*	(1,124,000)
1999 certified gate cu. yds. (tons)	10,175,000	(3,083,000)

*Included is a 1.5-million in-place cubic yard expansion permit granted on 6-1-98.

Audits and Inspections

Solid Waste Mgt. Fees paid in 1998	\$197,062
Last audited by Illinois EPA	10-6-98
Facility inspected by	Macon County Solid Waste Management Department & Ill. EPA, Champaign Reg. Office

Contacts

Owner

Macon County Landfill Corp.
Rural Route 8, Box 115, Hill Road
Decatur, Ill. 62522
☎ 217-963-2976

Operator

Macon County Landfill Corp.
Rural Route 8, Box 115, Hill Road
Decatur, Ill. 62522
☎ 217-963-2976

Streator Area Landfill #3

County	Livingston
Municipality	Streator
Location	Rural Route 7, 211 Coalville Road
Location ☎	815-672-0097
Hours of operation	Mon.-Fri.: 6:30 a.m. - 4 p.m.; Sat.: 6:30 a.m. - noon
Wastes accepted	Municipal, nonhazardous special
Tipping fee	\$26 per ton
Owner	Streator Area Landfill Inc.*
Operator	Streator Area Landfill Inc.

*A subsidiary of Allied Waste Industries Inc.

Facility Facts

Identification number	1054900003
Design capacity, airspace cu.yds.	N/A
Total permitted landfill area, acres	90
Permitted disposal area, acres	20.4
Highest permitted elevation, feet (msl)	657
Leachate monitoring stations	7
Groundwater monitoring wells	20
Methane collection system	Gas-to-energy (planned)
Years remaining, estimated by landfill	4
Date/year to open C date/year to close	1995 - 2003

Wastes Received: 1996, 1997, 1998

	<u>TOTAL WASTES ACCEPTED</u>			<u>OUT OF STATE WASTES ACCEPTED</u>		
	gate cu. yds	tons	tons/day	gate cu/yds.	tons	% of total
1996	479,017	145,157	558	757	229	<1
1997	572,457	173,472	667	664	201	<1
1998	693,813	210,246	809	24,640	7,467	4

1997 State of Origin: Indiana 1998 State of Origin: Iowa, Indiana

Remaining Capacities: Jan. 1, 1998, and Jan. 1, 1999

1998 certified gate cu. yds. (tons)	2,089,000	(633,000)
1999 certified gate cu. yds. (tons)	1,384,000	(419,000)

Audits and Inspections

Solid Waste Mgt. Fees paid in 1998	\$174,875
Last audited by Illinois EPA	12-2-97
Facility inspected by	Illinois EPA, Champaign Regional Office

Contacts

Owner	Operator
Streator Area Landfill Inc.* 211 Coalville Road Streator, Ill. 61364 ☎ 815-672-0097	Streator Area Landfill Inc. 211 Coalville Road Streator, Ill. 61364 ☎ 815-672-0097

*A subsidiary of Allied Waste Industries Inc., 15880 N. Greenway Hayden Loop, Suite 100, Scottsdale, Ariz. 85260 602-423-2946. Regional office 3837 W. 127th St., Alsip, Ill. 60803 708-824-3060

Western Lion Landfill (closed)

County	Coles
Municipality	Charleston
Location	North Loxa Road
Location ☎	217-235-0240
Hours of operation	N/A
Wastes accepted	Municipal, nonhazardous special
Tipping fee	N/A
Owner	Western Lion Ltd.
Operator	Western Lion Ltd.

Facility Facts

Identification number	0298050006
Design capacity, airspace cu.yds.	N/A
Total permitted landfill area, acres	45
Permitted disposal area, acres	26
Highest permitted elevation, feet (msl)	N/A
Leachate monitoring stations	N/A
Groundwater monitoring wells	4
Methane collection system	None
Years remaining, estimated by landfill	0
Date/year to open C date/year to close	1979 - 1-20-96

Wastes Received: 1996, 1997, 1998

	<u>TOTAL WASTES ACCEPTED</u>			<u>OUT OF STATE WASTES ACCEPTED</u>		
	gate cu. yds	tons	tons/day	gate cu/yds.	tons	% of total
1996	1,575	477	24	0	0	0
1997	0	0	0	0	0	0
1998	0	0	0	0	0	0

1997 State of Origin: N/A 1998 State of Origin: N/A

Remaining Capacities: Jan. 1, 1998, and Jan. 1, 1999

1998 certified gate cu. yds. (tons)	0	(0)
1999 certified gate cu. yds. (tons)	0	(0)

Audits and Inspections

Solid Waste Mgt. Fees paid in 1998	\$0
Last audited by Illinois EPA	12-6-94
Facility inspected by	Illinois EPA, Champaign Regional Office

Contacts

Owner

Western Lion Ltd.
Box 682
Charleston, Ill. 61920
☎ 217-345-9505

Operator

Western Lion Ltd.
Box 682
Charleston, Ill. 61920
☎ 217-345-9505

American Disposal Services of Bloomington Transfer Stn.*

County	McLean
Municipality	Bloomington
Location	Rural Route 9 West
Location ☎	309-828-4214
Hours of operation	Mon. - Fri.: 7:30 a.m. - 3:30 p.m.; Sat.: 7:30 a.m. - 11:30 p.m.
Wastes accepted	Municipal, recyclables, medical waste
Tipping fee	\$8.60/cu. yd.
Owner	American Disposal Services of Illinois Inc.**
Operator	American Disposal Services of Illinois Inc.

*Formerly Bloomington Transfer Station; name change effective December 1997.

Facility Facts

Identification number	1138040002
Opened, year	1978
Facility acreage	7

Wastes Received: 1996, 1997, 1998

	<u>Tons per year</u>	<u>Tons per day (average)</u>
1996	117,450	452
1997	107,198	412
1998	124,373	478

Inspections

Facility inspected by	Illinois EPA, Champaign Regional Office
------------------------------	---

Contacts

Owner	Operator
American Disposal Services of Illinois Inc.** 3837 W. 137th St. Alsip, Ill. 60803 ☎ 708-824-3060	American Disposal Services of Illinois Inc. Rural Route #3, Box 145 Bloomington, Ill. 61704 ☎ 309-828-4214

**Permit transferred from John Sexton Contractors Co.; approval effective December 1997.

Bloomington Bulk Transfer Station (new)

County	McLean
Municipality	Bloomington
Location	401 S. East St.
Location ☎	309-823-4220
Hours of operation	Mon. - Fri.: 7 a.m. - 3 p.m.
Wastes accepted	White goods, scrap metal, furniture and C & D debris
Tipping fee	\$0
Owner	City of Bloomington, Public Services
Operator	City of Bloomington, Public Services

Facility Facts

Identification number	1130200073
Opened, year	1997*
Facility acreage	<1

*Permit to operate granted Jan. 13, 1997.

Wastes Received: 1996, 1997, 1998

	<u>Tons per year</u>	<u>Tons per day (average)</u>
1996	N/A	N/A
1997	N/A	N/A
1998	N/A	N/A

Inspections

Facility inspected by	Illinois EPA, Champaign Regional Office
------------------------------	---

Contacts

Owner

City of Bloomington, Public Services
109 E. Olive St., P.O. Box 3157
Bloomington, Ill. 61701
☎ 309-823-4220

Operator

City of Bloomington, Public Services
109 E. Olive St., P.O. Box 3157
Bloomington, Ill. 61701
☎ 309-823-4220

Monticello Transfer Station

County	Piatt
Municipality	Monticello
Location	Allerton Road near William Street (at Monticello Landfill)
Location ☎	N/A
Hours of operation	Limited*
Wastes accepted	Municipal
Tipping fee	\$0
Owner	City of Monticello
Operator	City of Monticello

*Open one week each year for clean-up days.

Facility Facts

Identification number	1478040003
Opened, year	1984
Facility acreage	1.8

Wastes Received: 1996, 1997, 1998

	<u>Tons per year</u>	<u>Tons per day (average)</u>
1996	1,320	N/A
1997	1,320	N/A
1998	1,320	N/A

Inspections

Facility inspected by	Illinois EPA, Champaign Regional Office
------------------------------	---

Contacts

Owner

City of Monticello
210 N. Hamilton, P.O. Box 437
Monticello, Ill. 61856
☎ 217-762-2583

Operator

City of Monticello
210 N. Hamilton, P.O. Box 437
Monticello, Ill. 61856
☎ 217-762-2583

Paris Transfer Station

County	Edgar
Municipality	Paris
Location	2 miles west on Springfield Road
Location ☎	N/A
Hours of operation	Mon. - Fri.: 9 a.m. - 4 p.m.
Wastes accepted	Municipal
Tipping fee	\$28/ton
Owner	City of Paris
Operator	Ingrum Waste Disposal

Facility Facts

Identification number	0458080003
Opened, year	1979
Facility acreage	N/A

Wastes Received: 1996, 1997, 1998

	<u>Tons per year</u>	<u>Tons per day (average)</u>
1996	11,745	45
1997	11,745	45
1998	12,500	46

Inspections

Facility inspected by	Illinois EPA, Champaign Regional Office
------------------------------	---

Contacts

Owner

City of Paris
City Building
Paris, Ill. 61944
☎ 217-465-7601

Operator

Ingrum Waste Disposal
501 Grandview Ave.
Paris, Ill. 61944
☎ 217-465-3335

Shelbyville Disposal Service Transfer Station

County	Shelby
Municipality	Shelbyville
Location	West Route 16
Location ☎	217-744-5625
Hours of operation	Mon. - Fri.: 5:30 a.m. - 3 p.m.; Sat.: 5:30 a.m. - noon
Wastes accepted	Municipal
Tipping fee	N/A
Owner	Shelbyville Disposal Service Inc.
Operator	Shelbyville Disposal Service Inc.

Facility Facts

Identification number	1738170003
Opened, year	1984
Facility acreage	1

Wastes Received: 1996, 1997, 1998

	<u>Tons per year</u>	<u>Tons per day (average)</u>
1996	3,915	15
1997	4,605	15
1998	4,605	15

Inspections

Facility inspected by	Illinois EPA, Champaign Regional Office
------------------------------	---

Contacts

Owner

Shelbyville Disposal Service Inc.
West Route 16, P.O. Box 143
Shelbyville, Ill. 62565
☎ 217-774-5625

Operator

Shelbyville Disposal Service Inc.
West Route 16, P.O. Box 143
Shelbyville, Ill. 62565
☎ 217-774-5625

Waste Transfer & Material Recovery Facility

County	Champaign
Municipality	Champaign
Location	10 E. St. Mary's Road
Location ☎	217-333-2780
Hours of operation	Mon. - Fri.: 7 a.m. - 3:30 p.m.
Wastes accepted	Recyclables & waste from University only
Tipping fee	N/A
Owner	University of Illinois; Physical Plant Service Bldg.
Operator	University of Illinois; Waste Transfer & MRF

Facility Facts

Identification number	0190105219
Opened, year	1996*
Facility acreage	2.24

*Permitted to operate 6-20-96.

Wastes Received: 1996, 1997, 1998

	<u>Tons per year</u>	<u>Tons per day (average)</u>
1996	7,800 (projected)	30
1997	7,800 (projected)	30
1998	9,300	37

Inspections

Facility inspected by	Illinois EPA, Champaign Regional Office
------------------------------	---

Contacts

Owner

University of Illinois; Physical Plant Service Bldg.
1501 S. Oak St.
Champaign, Ill. 61820
☎ 217-333-2500

Operator

University of Illinois; Waste Transfer & MRF
10 E. St. Mary's Road
Champaign, Ill. 61820
☎ 217-333-2780

Brickyard Disposal & Recycling Compost Facility

County	Vermilion
Municipality	Danville
Location	601 E. Brickyard Road
Location ☎	217-431-3242
Hours of operation	N/A
Wastes Accepted	Grass, Leaves, Brush
Owner	Brickyard Disposal & Recycling Inc.
Operator	City of Danville

Facility Facts

Identification number	1838040029
Date/Year Open - Date/Year Closed	6-1-90 -
Permit Expires	7-01-01
Facility Inspected By	Vermilion County Health Dept. & Illinois EPA, Champaign Regional Office

Landscape Waste Received (cu. yds): 1997 & 1998

	Grass cu. yds.	Leaves cu. yds.	Brush cu. yds.
1997	3,327	1,981	3,833
1998	3,717	1,861	3,248

Total Landscape Waste Received (tons): 1997 & 1998

1997 tons per year	2,302
1998 tons per year	2,346

1998 Amounts Used/Sold (cubic yards)

	Composted	Chipped/Shredded
Land Reclamation	0	0
Daily Landfill Cover	0	0
Final Landfill Cover	0	0
Landscaping	603	0
Land Application at Agronomic Rates	0	0
Other	0	0
TOTAL	603	0

Contacts

Owner

Brickyard Disposal & Recycling Inc.
601 E. Brickyard Road, Box 985
Danville, Ill. 61834-3242
☎ 217-442-8139

Operator

City of Danville
17 W. Main
Danville, Ill. 61832
☎ N/A

Coles County Landfill Compost Facility

County	Coles
Municipality	Charleston
Location	West Route 316
Location ☎	217-345-7414
Hours of operation	N/A
Wastes Accepted	Grass, Leaves, Brush
Owner	Allied Waste Industries Inc.
Operator	Allied Waste Industries Inc.

Facility Facts

Identification number	0298050007
Date/Year Open - Date/Year Closed	8-25-89 -
Permit Expires	10-31-02
Facility Inspected By	Illinois EPA, Champaign Regional Office

Landscape Waste Received (cu. yds): 1997 & 1998

	Grass cu. yds.	Leaves cu. yds.	Brush cu. yds.
1997	6	618	6,627.44
1998	20	527	7,394

Total Landscape Waste Received (tons): 1997 & 1998

1997 tons per year	1,357
1998 tons per year	1,222

1998 Amounts Used/Sold (cubic yards)

	Composted	Chipped/Shredded
Land Reclamation	N/A	N/A
Daily Landfill Cover	N/A	N/A
Final Landfill Cover	N/A	N/A
Landscaping	N/A	N/A
Land Application at Agronomic Rates	N/A	N/A
Other	N/A	N/A
TOTAL	N/A	N/A

Contacts

Owner

Allied Waste Industries Inc.
West Route 316, Box 137
Charleston, Ill. 61920
☎ 217-345-7414

Operator

Allied Waste Industries Inc.
West Route 316, Box 137
Charleston, Ill. 61920
☎ 217-345-7414

Landscape Recycling Center

County	Champaign
Municipality	Urbana
Location	706 S. Glover
Location ☎	217-384-2393
Hours of operation	N/A
Wastes Accepted	Grass, Leaves, Brush
Owner	City of Urbana, Public Works
Operator	Landscape Recycling Center

Facility Facts

Identification number	0191050019
Date/Year Open - Date/Year Closed	6-22-90 -
Permit Expires	Permit Renewal Expected
Facility Inspected By	Illinois EPA, Champaign Regional Office

Landscape Waste Received (cu. yds): 1997 & 1998

	Grass cu. yds.	Leaves cu. yds.	Brush cu. yds.
1997	700	27,243	2,766
1998	654	30,554	2,989

Other 50% of incoming compacted mix was converted to cubic yards at a 5:1 ratio for leaves & mixed material and 2:1 conversion for grass.

Total Landscape Waste Received (tons): 1997 & 1998

1997 tons per year	8,329
1998 tons per year	9,649

1998 Amounts Used/Sold (cubic yards)

	Composted	Chipped/Shredded
Land Reclamation	0	0
Daily Landfill Cover	0	0
Final Landfill Cover	800	600
Landscaping	863	2,439
Land Application at Agronomic Rates	0	0
Other	0	0
TOTAL	1,663	3,039

Contacts

Owner

City of Urbana, Public Works
706 S. Glover
Urbana, Ill. 61801
☎ 217-384-2393

Operator

Landscape Recycling Center
1210 E. University
Urbana, Ill. 61801
☎ 217-384-2393

Macon County Composting Facility

County	Macon
Municipality	Decatur
Location	S. Bearsdale Road
Location ☎	N/A
Hours of operation	Mon. - Fri. 7:30 a.m. - 4:30 p.m.; Sat.: 8 a.m. - noon
Wastes Accepted	Grass, Leaves, Brush, Logs, Stumps
Owner	Edward Larry Garver Jr.
Operator	Romer Brothers

Facility Facts

Identification number	1150150066
Date/Year Open - Date/Year Closed	6-15-90 -
Permit Expires	2-1-03
Facility Inspected By	Macon County Solid Waste Mgt. Dept. & Illinois EPA, Champaign Regional Office

Landscape Waste Received (cu. yds): 1997 & 1998

	Grass cu. yds.	Leaves cu. yds.	Brush cu. yds.
1997	393	4,045	26
1998	6,000	7,000	9,000

Total Landscape Waste Received (tons): 1997 & 1998

1997 tons per year	1,170
1998 tons per year	5,100

1998 Amounts Used/Sold (cubic yards)

	Composted	Chipped/Shredded
Land Reclamation	0	0
Daily Landfill Cover	0	0
Final Landfill Cover	0	0
Landscaping	3,000	8,900
Land Application at Agronomic Rates	0	0
Other	0	0
TOTAL	3,000	8,900

Contacts

Owner

Edward Larry Garver Jr.
Rural Route 3, Box 168
Decatur, Ill. 62526
☎ N/A

Operator

Romer Brothers
Rural Route 1, Box 147
Decatur, Ill. 62526
☎ N/A

Macon County Landfill Compost Facility

County	Macon
Municipality	Decatur
Location	Bear & Hill Road
Location ☎	217-963-2976
Hours of operation	Mon. - Fri. 8 a.m. - 3 p.m.; Sat.: 8 a.m. - 1:30 p.m.
Wastes Accepted	Landscape waste
Owner	Macon County Landfill Corp.
Operator	Macon County Landfill Corp.

Facility Facts

Identification number	1158040008
Date/Year Open - Date/Year Closed	3-26-90 -
Permit Expires	3-26-03
Facility Inspected By	Macon County Solid Waste Mgt. Dept. & Illinois EPA, Champaign Regional Office

Landscape Waste Received (cu. yds): 1997 & 1998

	Grass cu. yds.	Leaves cu. yds.	Brush cu. yds.
1997	N/A	N/A	N/A
1998	N/A	N/A	N/A

Amount of each component was unavailable; Weighed in bulk.

Total Landscape Waste Received (tons): 1997 & 1998

1997 tons per year	4,151
1998 tons per year	3,814

1998 Amounts Used/Sold (cubic yards)

	Composted	Chipped/Shredded
Land Reclamation	0	0
Daily Landfill Cover	11,608	0
Final Landfill Cover	2,509	0
Landscaping	0	0
Land Application at Agronomic Rates	0	0
Other	0	0
TOTAL	14,117	0

Contacts

Owner

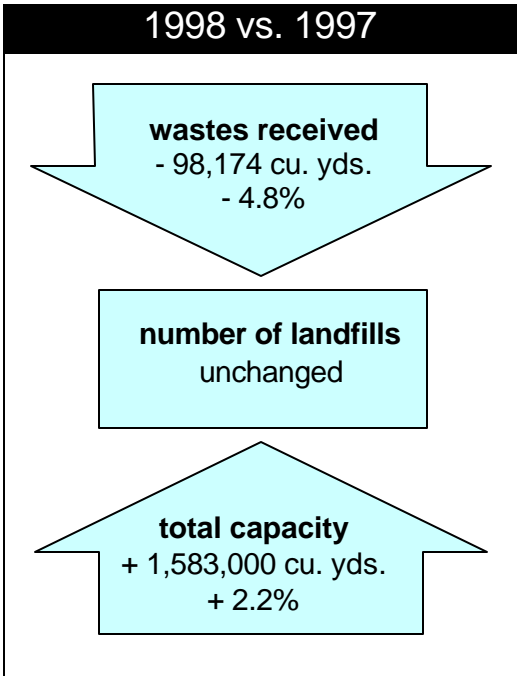
Macon County Landfill Corp.
Rural Route 8, Box 115-Hill Road
Decatur, Ill. 62522
☎ 217-963-2976

Operator

Macon County Landfill Corp.
Rural Route 8, Box 115-Hill Road
Decatur, Ill. 62522
☎ 217-963-2976

**Landfills
Transfer Stations
Compost Facilities**

Region Five: West Central Illinois



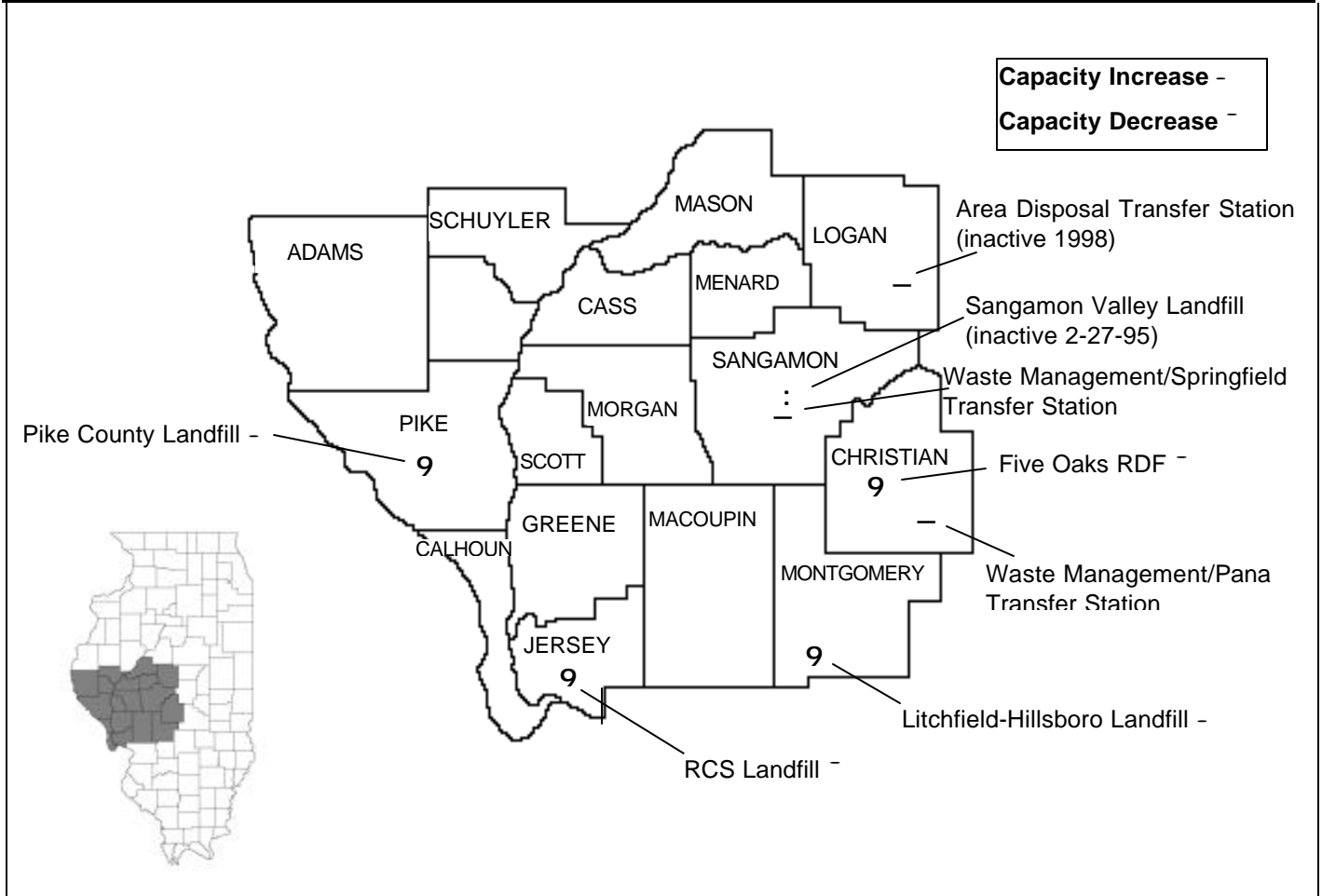
WASTES LANDFILLED IN REGION FIVE DURING 1998 amounted to only 4.3 percent of the state's total. Only Region Seven in Southern Illinois, with 4.0 percent of the state's total, was lower.

Region Five's four active landfills accepted less than two million gate cubic yards of wastes during 1998. This volume decreased 1997's total wastes landfilled by 4.8 percent, or just less than 100,000 gate cubic yards.

Landfill life exceeds statewide average

As a region, West Central Illinois has the second most landfill life remaining; (37.5 years); tied for first place is Region 1 (Northwestern Illinois) and Region 3 (Peoria/Quad Cities) with 38.5 each. On the low end, Metropolitan East St. Louis (Region 6) and Chicago Metropolitan Area (Region 2) have 7.9 and 6.8 years remaining respectively.

Landfills and Transfer Stations: Active, Closed, Under Development



Region Five: West Central Illinois

Court-ordered closed landfill distorts capacity figures

As of Jan. 1, 1999, the region's landfills reported a total capacity of 72.3 million gate cubic yards, a 2.2 percent increase from the year before. However, about a quarter of this capacity has been frozen since Sangamon Valley Landfill, in Springfield, was closed by court order on Feb. 27, 1995. Nevertheless, the facility continues to report having 18.9 million gate cubic yards of certified capacity.

The facility is not formally closed and is regarded as inactive. It could re-open, providing it successfully completes a number of remedies that would satisfy the court. But until then, its capacity, which is 14th highest of 56 landfills reporting available space, remains inaccessible.

On the positive side, Five Oaks Recycling and Disposal Facility, Taylorville, ranked fifth in the state in available capacity. Five Oaks, along with 28th place Pike County Landfill, in Baylis, and Litchfield-Hillsboro Landfill (29th) have the potential to provide Region Five more than 40 years of landfill capacity.

Three counties have delegation agreements

The Illinois EPA has delegated inspection authority to the Christian County Solid Waste Management Department, Montgomery County Health Department and Sangamon County Department of Public Health.

Delegation agreements authorize these agencies to conduct many of the duties that would otherwise have to be performed by the Illinois EPA field office: investigating and enforcing suspected violations of land pollution laws and reports of open dumping, and inspecting landfills, transfer stations and compost facilities permitted through the Agency's Bureau of Land. (Inspections also include industrial landfills, or monofills, and landfills that closed prior to 1996; these facilities are not included in this report.)

Counties	17
Area (square miles)	9,408
Population (est.)	560,890
Landfill life expectancy	
Years remaining	37.5 ⁻
Landfills	
Active in 1998	4
Inactive since 1995	1
Open past 2001	5
Transfer Stations	
Active in 1998	2
Compost facilities	
Active in 1998	3

⁻Total remaining capacity (from table below) divided by total wastes accepted. Tells how long the region may be served by local landfills at current disposal rates, barring capacity adjustments, until capacity is depleted.

Landfills: Wastes Accepted 1998; Remaining Capacities Jan. 1, 1999

	Municipality	County	Wastes		Capacity		Disp. Area Acres	Close Year
			Cu. Yds.	Rank ¹	Cu. Yds.	Rank ²		
Five Oaks RDF ⁻	Taylorville	Christian	1,107,761	11	36,029,000	5	175	2031
Litchfield-Hillsboro Landfill ⁻	Litchfield	Montgomery	439,899	27	7,173,000	28	62	2014
Pike County Landfill ⁻	Baylis	Pike	305,745	34	6,787,000	29	69	2021
RCS Landfill	Jerseyville	Jersey	76,568	52	3,422,000	34	24	2043
INACTIVE Sangamon Valley LF ³	Springfield	Sangamon	0	N/A	18,928,000	14	95	2036
Totals			1,929,973		72,339,000			

⁻ Three landfills accepted out-of-state wastes during 1998 totaling 70,069 cubic yards, or 4% of the region's total.

¹ Standing among 58 landfills that accepted wastes during 1998.

² Standing among 56 landfills that reported capacity as of Jan. 1, 1999.

³ Court order issued Feb. 27, 1995, prohibits facility from taking wastes; facility continues to report available capacity.

Region Five: West Central Illinois

Questions and Complaints

Illinois EPA Region Five field office personnel investigate reports of suspected illegal waste disposal, and inspect the region's landfills, transfer stations and compost facilities, except in **Christian, Montgomery and Sangamon counties**, where joint responsibility has been delegated to local authorities.

Questions or complaints concerning pollution control facilities, open dumping or other incidents should be directed to the office having jurisdiction over the site:

Illinois EPA
4500 S. Sixth St.
Springfield, Ill. 62706
Phone: 217-786-6892
Fax: 217-786-6357

Christian County Solid Waste Management Department
305 S. Webster
Taylorville, Ill. 62568
Phone: 217-287-2334
Fax: 217-287-7755

Montgomery County Health Dept.
Box 128
Hillsboro, Ill. 62049
Phone: 217-532-2241
Fax: 217-532-2241

Sangamon County Department of Public Health
2501 N. Dirksen Parkway
Springfield, Ill. 62702
Phone: 217-535-3100
Fax: 217-535-3104

Christian and Montgomery counties each have an active landfill, whereas Sangamon County's sole landfill is currently inactive.

Christian and Sangamon counties each have an active transfer station; Montgomery County does not. Of the three, only Sangamon County has compost facilities.

Transfer station's activity reflects loss of landfill

Only one of Region Five's transfer stations reported accepting municipal waste during 1998, an amount equivalent to about less than one percent of the wastes landfilled in the region.

Although in 1997, nearly 95 percent of these transfers took place at Waste Management's facility in Springfield reflecting the inability of Sangamon Valley Landfill to take Springfield's wastes; this facility did not voluntarily report in 1998; so this total does not reflect the transference of waste accurately in the region.

Transfer Stations: Wastes Handled 1998

	Municipality	County	Tons
Area Disposal	Lincoln	Logan	0
Waste Mgt./Pana	Pana	Christian	6,684
Waste Mgt./Springfield	Springfield	Sangamon	N/A
Total			6,684

Compost facilities

More than 7,700 tons of landscape wastes (an amount less than one percent of regional wastes landfilled) were processed through the three facilities that were active in Region Five in 1998.

Compost Facilities: Wastes Accepted 1998

	Municipality	County	Tons
Dirksen Parkway Compost	Springfield	Sangamon	11
Quincy Compost Facility	Quincy	Adams	3,230
Sangamon One	Springfield	Sangamon	4,500
Total			7,741

Recycling rates range from one to 28 percent

The Illinois EPA encourages but does not regulate recycling, and is not obligated to collect and report recycling data; it does, however, as a public service, seek this information from county recycling coordinators.

Region Five: West Central Illinois

Only five recycling coordinators (out of 17 counties) in Region Five provided data for 1998. Recycling rates in these five counties — Christian, Logan, Montgomery, Morgan, and Sangamon — ranged from 4 percent to a high of 29 percent, yielding an average 23 percent for 1998's recycling efforts.

The multi-year average for the full region, which includes recycling data reaching back to 1992, is 26 percent. —

Municipal Wastes Recycled

County	Estimated Population as of 7-1-98	Waste Generated		Waste Recycled	
		Tons	PCD	Tons	Percent
Adams	67,851	69,573	6	18,274	26
Brown ¹	6,345	2,965	2.7	90	3
Calhoun	4,960	2,879	3.2	36	1
Cass ¹	13,223	7,245	3	117	2
Christian	34,608	30,360	4.8	9,399	24
Greene	15,639	11,572	4.1	634	6
Jersey	19,355	19,355	5	1,009	5
Logan ^{1&2}	31,317	22,998	4	4,140	18
Macoupin	49,214	18,307	2.1	1,338	7
Mason ¹	16,885	9,193	3	242	3
Menard	12,345	6,485	3.2	103	2
Montgomery	30,992	17,436	3.1	2,977	17
Morgan	36,056	28,295	4.3	6,547	23
Pike ¹	17,287	9,709	3.1	293	3
Sangamon ¹	191,597	116,047	3.3	55,193	32
Schuyler ¹	7,625	4,217	3.1	112	3
Scott ¹	5,591	3,192	3.1	85	3
Totals	560,890	379,828	3.7	100,589	26%³

¹ Has residential recycling ordinance.

² Has commercial recycling ordinance.

³ Regional average.

Municipal Waste Management Plans

The Solid Waste Planning and Recycling Act required all Illinois counties and the city of Chicago to develop, adopt and implement 20-year municipal waste management plans.

Plans include programs and recommendations to achieve solid waste management goals, which typically include waste reduction, recycling, incineration and landfilling as program options.

The law requires each plan to include a program designed to recycle 15 percent of municipal wastes by the end of the third year of the program and 25 percent of municipal wastes by the end of the fifth year, depending upon the availability of markets.

Every five years each plan must identify changes in planning areas, evaluate progress in plan implementation and, if necessary, revise plan recommendations and goals. The county also has the option of updating its solid waste generation rate. The plan is then submitted to the Illinois EPA for review and comment.

A five year plan update has been adopted by Sangamon County.

Questions concerning these plans and their availability should be directed to the appropriate local administrators listed in Appendix K.

Details concerning Region Five landfills, transfer stations, and compost facilities follow on pages R5.6 through R5.16.

Five Oaks Recycling and Disposal Facility

County	Christian
Municipality	Taylorville
Location	890 E. 1500 North Road
Location ☎	217-824-3942
Hours of operation	Mon.-Fri.: 7 a.m. - 3 p.m.; Sat.: 7 a.m. - 11 a.m.
Wastes accepted	Municipal, nonhazardous special, liquids for solidification
Tipping fee	\$20 per ton
Owner	Waste Management of Illinois Inc.*
Operator	Waste Management of Illinois Inc.

*A subsidiary of USA Waste Services Inc./Waste Management Inc. Midwest

Facility Facts

Identification number	0218160006
Design capacity, airspace cu.yds.	N/A
Total permitted landfill area, acres	213
Permitted disposal area, acres	175
Highest permitted elevation, feet (msl)	685
Leachate monitoring stations	2
Groundwater monitoring wells	17
Methane collection system	Active extraction with flares
Years remaining, estimated by landfill	32
Date/year to open C date/year to close	12-31-78 - 2031

Wastes Received: 1996, 1997, 1998

	<u>TOTAL WASTES ACCEPTED</u>			<u>OUT OF STATE WASTES ACCEPTED</u>		
	gate cu. yds	tons	tons/day	gate cu/yds.	tons	% of total
1996	1,210,315	366,762	1,411	2,332	707	<1
1997	1,291,385	391,329	1,505	588	178	<1
1998	1,107,761	335,758	1,291	6,618	2,005	1

1997 State of Origin: Indiana, Iowa, Kentucky 1998 State of Origin: Iowa, Missouri

Remaining Capacities: Jan. 1, 1998, and Jan. 1, 1999

1998 certified gate cu. yds. (tons)	43,847,000	(13,287,000)
1999 certified gate cu. yds. (tons)	36,029,000	(10,918,000)

Audits and Inspections

Solid Waste Mgt. Fees paid in 1998	\$224,333
Last audited by Illinois EPA	7-15-97
Facility inspected by	Christian County Solid Waste Management Department & Ill. EPA, Springfield Reg. Office

Contacts

Owner	Operator
Waste Management of Illinois Inc.* 890 E. 1500 N. Road Taylorville, Ill. 62568 ☎ 217-824-3942	Waste Management of Illinois Inc. 890 E. 1500 N. Road Taylorville, Ill. 62568 ☎ 217-824-3942

*A subsidiary of USA Waste Services Inc./Waste Management Inc. Midwest, 1001 Fannin, Suite 4000, Houston, Tex. 77002 *
713-512-6200

Litchfield-Hillsboro Landfill

County	Montgomery
Municipality	Litchfield
Location	Route 16 East
Location ☎	217-324-2811
Hours of operation	Mon.-Fri.: 7 a.m. - 4 p.m.
Wastes accepted	Municipal, nonhazardous special
Tipping fee	\$18.34 per ton
Owner	Litchfield-Hillsboro Landfill
Operator	Litchfield-Hillsboro Landfill

*A subsidiary of Liberty Waste Services Ltd.

Facility Facts

Identification number	1358150007
Design capacity, airspace cu.yds.	N/A
Total permitted landfill area, acres	148
Permitted disposal area, acres	62
Highest permitted elevation, feet (msl)	723
Leachate monitoring stations	3
Groundwater monitoring wells	13
Methane collection system	None
Years remaining, estimated by landfill	16
Date/year to open C date/year to close	1976 - 2014

Wastes Received: 1996, 1997, 1998

	<u>TOTAL WASTES ACCEPTED</u>			<u>OUT OF STATE WASTES ACCEPTED</u>		
	gate cu. yds	tons	tons/day	gate cu/yds.	tons	% of total
1996	316,000	95,758	368	23,320	7,067	7
1997	390,790	118,421	455	28,194	8,544	7
1998	439,899	133,303	513	21,997	6,666	5

1997 State of Origin: Missouri 1998 State of Origin: Iowa, Missouri

Remaining Capacities: Jan. 1, 1998, and Jan. 1, 1999

1998 certified gate cu. yds. (tons)	6,274,000	(1,901,000)
1999 certified gate cu. yds. (tons)	7,173,000	(2,174,000)

Audits and Inspections

Solid Waste Mgt. Fees paid in 1998	\$109,359
Last audited by Illinois EPA	10-28-98
Facility inspected by	Montgomery County Health Department & Ill. EPA, Springfield Reg. Office

Contacts

Owner	Operator
Litchfield-Hillsboro Landfill	Litchfield-Hillsboro Landfill
2782 Landfill Trail	2782 Landfill Trail
Litchfield, Ill. 62056	Litchfield, Ill. 62056
☎ 217-324-2811	☎ 217-324-2811

*A subsidiary of Liberty Waste Services Ltd., 625 Liberty Ave., Pittsburgh, Pa. 15222 * 412-562-1000

Pike County Landfill

County	Pike
Municipality	Baylis
Location	Rural Route 1
Location ☎	309-676-4893
Hours of operation	Mon.-Fri.: 7 a.m. - 3 p.m.
Wastes accepted	Municipal, nonhazardous special
Tipping fee	\$8.75 per cubic yard
Owner	Pike County Landfill Inc.*
Operator	Pike County Landfill Inc.

*A subsidiary of Peoria Disposal Co.

Facility Facts

Identification number	1498160001
Design capacity, airspace cu.yds.	5,200,000
Total permitted landfill area, acres	77
Permitted disposal area, acres	69
Highest permitted elevation, feet (msl)	836
Leachate monitoring stations	6
Groundwater monitoring wells	11
Methane collection system	None
Years remaining, estimated by landfill	22
Date/year to open C date/year to close	12-31-75 - 2021

Wastes Received: 1996, 1997, 1998

	<u>TOTAL WASTES ACCEPTED</u>			<u>OUT OF STATE WASTES ACCEPTED</u>		
	gate cu. yds	tons	tons/day	gate cu/yds.	tons	% of total
1996	290,771	88,112	339	27,925	8,462	10
1997	278,769	84,475	325	20,187	6,117	7
1998	305,745	92,650	356	41,454	12,562	14

1997 State of Origin: Iowa, Missouri, Nebraska 1998 State of Origin: Iowa, Missouri, Nebraska

Remaining Capacities: Jan. 1, 1998, and Jan. 1, 1999

1998 certified gate cu. yds. (tons)	5,202,000	(1,576,000)
1999 certified gate cu. yds. (tons)	6,787,000	(2,057,000)

Audits and Inspections

Solid Waste Mgt. Fees paid in 1998	\$103,414
Last audited by Illinois EPA	6-16-98
Facility inspected by	Illinois EPA, Springfield Regional Office

Contacts

Owner	Operator
Pike County Landfill Inc.* 4700 North Sterling Avenue Peoria, Ill. 61612 ☎ 309-676-4893	Pike County Landfill Inc. 4700 N. Sterling Avenue Peoria, Ill. 61612 ☎ 309-676-4893

*A subsidiary of Peoria Disposal Co., 4700 N. Sterling Ave., Peoria, Ill. 61614 * 309-676-4893

RCS Landfill

County	Jersey
Municipality	Jerseyville
Location	1336 W. Crystal Lake Road
Location ☎	618-656-6912
Hours of operation	Mon.-Fri.: 7 a.m. - 5 p.m.
Wastes accepted	Municipal, nonhazardous special
Tipping fee	\$24 per ton
Owner	RCS Inc.*
Operator	RCS Inc.

*A subsidiary of Allied Waste Industries Inc.

Facility Facts

Identification number	0830250012
Design capacity, airspace cu.yds.	N/A
Total permitted landfill area, acres	190
Permitted disposal area, acres	24
Highest permitted elevation, feet (msl)	662
Leachate monitoring stations	2
Groundwater monitoring wells	9
Methane collection system	None
Years remaining, estimated by landfill	45
Date/year to open C date/year to close	1-31-95 - 2043

Wastes Received: 1996, 1997, 1998

	<u>TOTAL WASTES ACCEPTED</u>			<u>OUT OF STATE WASTES ACCEPTED</u>		
	gate cu. yds	tons	tons/day	gate cu/yds.	tons	% of total
1996	635,072	192,446	740	423,327	128,281	67
1997	67,203	20,365	78	678	205	1
1998	76,568	23,202	89	0	0	0

1997 State of Origin: Missouri 1998 State of Origin: Illinois only

Remaining Capacities: Jan. 1, 1998, and Jan. 1, 1999

1998 certified gate cu. yds. (tons)	3,891,000	(1,179,000)
1999 certified gate cu. yds. (tons)	3,422,000	(1,037,000)

Audits and Inspections

Solid Waste Mgt. Fees paid in 1998	\$11,300
Last audited by Illinois EPA	6-16-98
Facility inspected by	Illinois EPA, Springfield Regional Office

Contacts

Owner	Operator
RCS Inc.* 1336 Crystal Lake Road Jerseyville, Ill. 62052 ☎ 618-656-6912	RCS Inc. 1336 W. Crystal Lake Road Jerseyville, Ill. 62052 ☎ 618-656-6912

*A subsidiary of Allied Waste Industries Inc., 15880 N. Greenway Hayden Loop, Suite 100, Scottsdale, Ariz. 85260 * 602-423-2946. Regional office: 13570 St. Charles Rock Road, Bridgeton, Mo. 63044 * 314-739-1919

Sangamon Valley Landfill (inactive*)

County	Sangamon
Municipality	Springfield
Location	2565 Sandhill Road
Location ☎	217-525-4030
Hours of operation	N/A
Wastes accepted	Municipal, nonhazardous special
Tipping fee	N/A
Owner	E.S.G. Watts Inc.
Operator	E.S.G. Watts Inc.

*Court order issued 2-27-95 prohibits facility from taking waste.

Facility Facts

Identification number	1678220037
Design capacity, airspace cu.yds.	N/A
Total permitted landfill area, acres	136
Permitted disposal area, acres	95
Highest permitted elevation, feet (msl)	667
Leachate monitoring stations	4
Groundwater monitoring wells	21
Methane collection system	Gas-to-energy
Years remaining, estimated by landfill	37
Date/year to open C date/year to close	3-12-81 - 2036*

*Facility estimates remaining lifetime based on available capacity at time it ceased taking wastes.

Wastes Received: 1996, 1997, 1998

	TOTAL WASTES ACCEPTED			OUT OF STATE WASTES ACCEPTED		
	gate cu. yds	tons	tons/day	gate cu/yds.	tons	% of total
1996	0	0	0	0	0	0
1997	0	0	0	0	0	0
1998	0	0	0	0	0	0

1997 State of Origin: N/A 1998 State of Origin: N/A

Remaining Capacities: Jan. 1, 1998, and Jan. 1, 1999

1998 certified gate cu. yds. (tons)	11,542,000	(3,498,000)
1999 certified gate cu. yds. (tons)	18,928,000*	(5,736,000*)

*Facility has ceased taking wastes but continues to report capacity.

Audits and Inspections

Solid Waste Mgt. Fees paid in 1998	0
Last audited by Illinois EPA	2-7-95
Facility inspected by	Sangamon County Department of Public Health & Ill. EPA, Springfield Reg. Office

Contacts

Owner	Operator
E.S.G. Watts Inc. 8400 77th St. West Taylor Ridge, Ill. 61284 ☎ 309-798-2266	E.S.G. Watts Inc. 8400 77th St. West Taylor Ridge, Ill. 61284 ☎ 309-798-2266

Area Disposal Transfer Station

County	Logan
Municipality	Lincoln
Location	835 1575th St.
Location ☎	217-732-9869
Hours of operation	Mon. - Fri.: 4 a.m. - 6 p.m.; Sat.: 4 a.m. - 2 p.m.
Wastes accepted	Municipal
Tipping fee	\$12/cu.yd.
Owner	Peoria Disposal Co.
Operator	Area Disposal Co.

Facility Facts

Identification number	1078160001
Opened, year	1982
Facility acreage	15-20

Wastes Received: 1996, 1997, 1998

	<u>Tons per year</u>	<u>Tons per day (average)</u>
1996	2,000	8
1997	2,000	8
1998	0	0

Inspections

Facility inspected by	Illinois EPA, Springfield Regional Office
------------------------------	---

Contacts

Owner

Peoria Disposal Co.
4700 N. Sterling Ave.
Peoria, Ill. 62656
☎ 309-688-0760

Operator

Area Disposal Co.
3 Country Club
Lincoln, Ill. 62656
☎ 217-735-5881

Waste Management/Pana Transfer Station

County	Christian
Municipality	Pana
Location	412 N. Garfield
Location ☎	N/A
Hours of operation	Mon. - Sat.: 1 p.m. - 3 p.m.
Wastes accepted	Municipal
Tipping fee	\$35/ton
Owner	Waste Management of Illinois Inc.*
Operator	Waste Management of Illinois Inc.

*A subsidiary of USA Waste Services Inc./Waste Management Inc. Midwest

Facility Facts

Identification number	0218100002
Opened, year	1978
Facility acreage	2

Wastes Received: 1996, 1997, 1998

	<u>Tons per year</u>	<u>Tons per day (average)</u>
1996	6,264	24
1997	6,264	24
1998	6,684	25

Inspections

Facility inspected by	Illinois EPA, Springfield Regional Office & Christian County Solid Waste Management Department
------------------------------	--

Contacts

Owner	Operator
Waste Management of Illinois Inc.* 890 E. 1500 N. Road Taylorville, Ill. 62568 ☎ 217-824-3942	Waste Management of Illinois Inc. 890 E. 1500 N. Road Taylorville, Ill. 62658 ☎ 217-824-3942

*A subsidiary of USA Waste Services Inc./Waste Management Inc. Midwest, 1001 Fannin, Suite 4000, Houston, Tex. 77002 *
713-512-6200

Waste Management/Springfield Transfer Station

County	Sangamon
Municipality	Springfield
Location	3000 E. Ash St.
Location ☎	217-523-5497
Hours of operation	Mon. - Sat.: 5 a.m. - 6 p.m.
Wastes accepted	Municipal, recyclables, landscape waste
Tipping fee	N/A
Owner	Waste Management of Illinois Inc.*
Operator	Waste Management of Illinois Inc.

*A subsidiary of USA Waste Services Inc./Waste Management Inc. Midwest

Facility Facts

Identification number	1671200127
Opened, year	1980
Facility acreage	3.58

Wastes Received: 1996, 1997, 1998

	<u>Tons per year</u>	<u>Tons per day (average)</u>
1996	156,600	602
1997	182,093	700
1998	N/A	N/A

Inspections

Facility inspected by	Illinois EPA, Springfield Regional Office & Sangamon County Department of Public Health
------------------------------	--

Contacts

Owner	Operator
Waste Management of Illinois Inc.* 3000 E. Ash St. Springfield, Ill. 62703 ☎ 217-523-5497	Waste Management of Illinois Inc. 3000 E. Ash St. Springfield, Ill. 62703 ☎ 217-523-5497

*A subsidiary of USA Waste Services Inc./Waste Management Inc. Midwest, 1001 Fannin, Suite 4000, Houston, Tex. 77002 *
713-512-6200

Dirksen Parkway Compost Facility

County	Sangamon
Municipality	Springfield
Location	2901 S. Dirksen Parkway
Location ☎	N/A
Hours of operation	N/A
Wastes Accepted	Grass, Leaves, Brush
Owner	Secretary of State, Physical Services
Operator	Secretary of State, Physical Services

Facility Facts

Identification number	1671200110
Date/Year Open - Date/Year Closed	6-22-90 -
Permit Expires	1-11-04
Facility Inspected By	Sangamon County Dept. of Public Health & Illinois EPA, Springfield Regional Office

Landscape Waste Received (cu. yds): 1997 & 1998

	Grass cu. yds.	Leaves cu. yds.	Brush cu. yds.
1997	16	17	7
1998	15	18	6

Total Landscape Waste Received (tons): 1997 & 1998

1997 tons per year	11
1998 tons per year	11

1998 Amounts Used/Sold (cubic yards)

	Composted	Chipped/Shredded
Land Reclamation	0	0
Daily Landfill Cover	0	0
Final Landfill Cover	0	0
Landscaping	35	0
Land Application at Agronomic Rates	0	0
Other	0	0
TOTAL	35	0

Contacts

Owner

Secretary of State, Physical Services
Room 189, Howlett Building
Springfield, Ill. 62756
☎ N/A

Operator

Secretary of State, Physical Services
2901 S. Dirksen Parkway
Springfield, Ill. 62702
☎ N/A

Quincy Compost Facility

County	Adams
Municipality	Quincy
Location	730 Maine St.
Location ☎	217-228-4557
Hours of operation	N/A
Wastes Accepted	Grass, Leaves, Brush
Owner	Quincy Compost Facility
Operator	Quincy Compost Facility

Facility Facts

Identification number	0010650038
Date/Year Open - Date/Year Closed	2-27-90 -
Permit Expires	9-24-03
Facility Inspected By	Illinois EPA, Springfield Regional Office

Landscape Waste Received (cu. yds): 1997 & 1998

	Grass cu. yds.	Leaves cu. yds.	Brush cu. yds.
1997	2,980	6,265	Unknown
1998	2,850	6,965	Unknown

Estimated volumes; No weight scale.

Total Landscape Waste Received (tons): 1997 & 1998

1997 tons per year	2,445
1998 tons per year	3,230

1998 Amounts Used/Sold (cubic yards)

	Composted	Chipped/Shredded
Land Reclamation	0	0
Daily Landfill Cover	0	0
Final Landfill Cover	0	0
Landscaping	~1,000	~2,000
Land Application at Agronomic Rates	0	0
Other	0	0
TOTAL	~1,000	~2,000

Contacts

Owner

Quincy Compost Facility
730 Maine St., Suite 215
Quincy, Ill. 62301
☎ 217-228-4557

Operator

Quincy Compost Facility
200 E. Lock & Dam Road
Quincy, Ill. 62301
☎ 217-228-4557

Sangamon One

County	Sangamon
Municipality	Springfield
Location	Rural Route 4, Recreation Drive
Location ☎	N/A
Hours of operation	N/A
Wastes Accepted	Brush
Owner	City of Springfield
Operator	City of Springfield

Facility Facts

Identification number	1671200134
Date/Year Open - Date/Year Closed	8-7-91 -
Permit Expires	8-6-01
Facility Inspected By	Sangamon County Dept. of Public Health & Illinois EPA, Springfield Regional Office

Landscape Waste Received (cu. yds): 1997 & 1998

	Grass cu. yds.	Leaves cu. yds.	Brush cu. yds.
1997	0	0	25,000
1998	0	0	30,000

No composting is done on-site. All brush will be chipped and removed from site.

Total Landscape Waste Received (tons): 1997 & 1998

1997 tons per year	3,750
1998 tons per year	4,500

1998 Amounts Used/Sold (cubic yards)

	Composted	Chipped/Shredded
Land Reclamation	0	0
Daily Landfill Cover	0	0
Final Landfill Cover	0	0
Landscaping	0	30,000
Land Application at Agronomic Rates	0	0
Other	0	0
TOTAL	0	30,000

Contacts

Owner

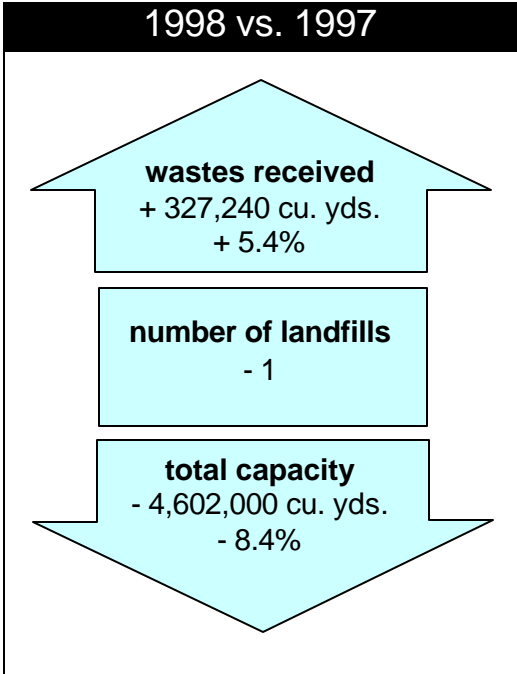
City of Springfield
Rm. 100, Municipal Building
Springfield, Ill. 62701
☎ 217-789-2327

Operator

City of Springfield
Rm. 100, Municipal Building
Springfield, Ill. 62701
☎ 217-789-2327

**Landfills
Transfer Stations
Compost Facilities**

Region Six: Metropolitan East St. Louis



AS OF JAN. 1, 1999, THE REGION'S FIVE LANDFILLS reported a total capacity decline of 8.4 percent. The available capacity of 50.4 million gate cubic yards recorded for that date was 4.6 million gate cubic yards short of the volume reported one year earlier. This was one of those region(s) in the state to report a decline in capacity.

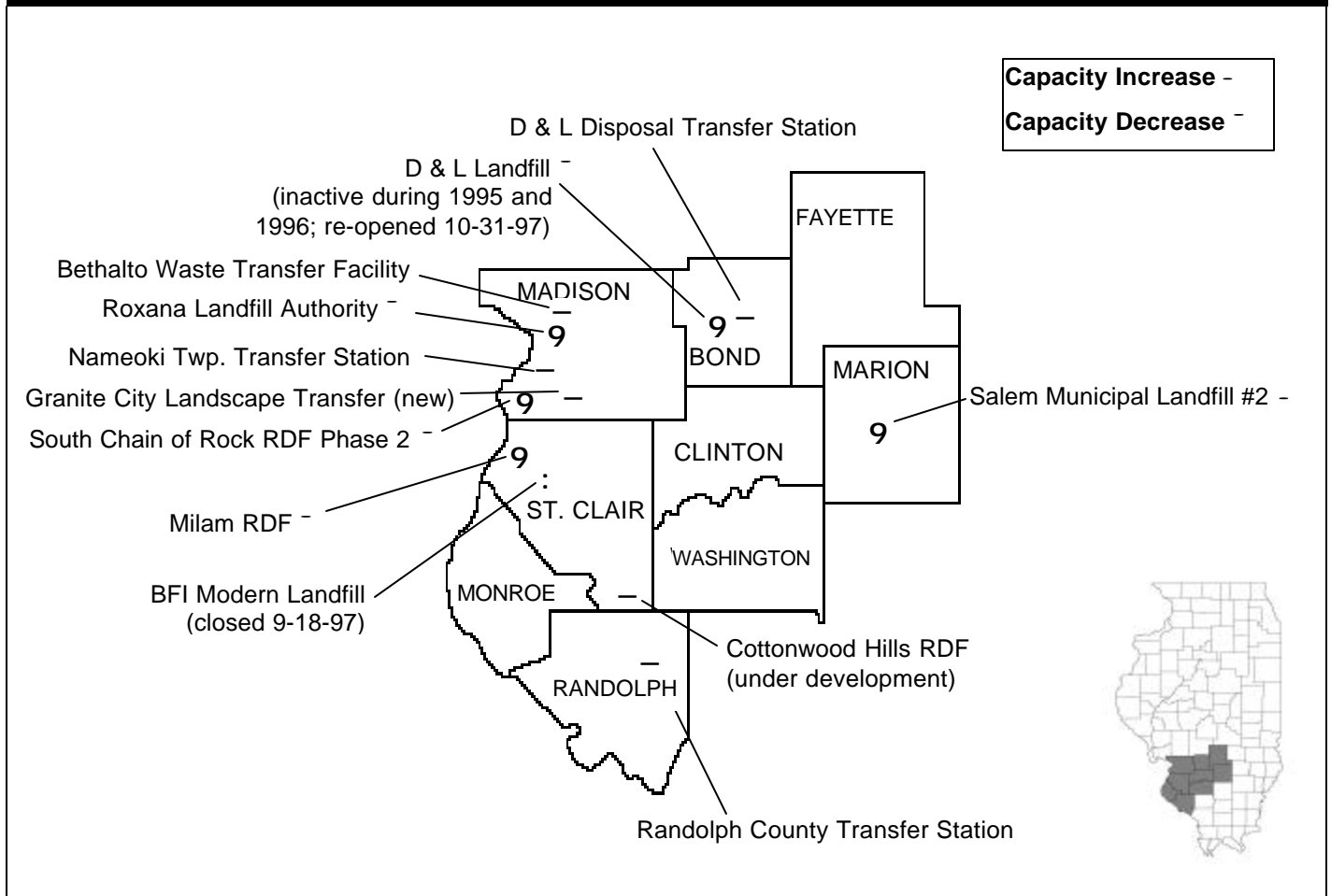
Included in these capacity figures is almost nine million gate cubic yards reported by D & L Landfill, in Greenville, a facility that re-opened in October 1997.

Sharper focus

Other percentages help bring this snapshot into sharper focus: Region Six, as of Jan. 1, 1999, contributed 6.7 percent of the state's available landfill capacity; and during 1998, these facilities absorbed 14.2 percent of solid wastes landfilled statewide.

The more than six million gate cubic yards of wastes landfilled in the Region in 1998 were more than 325,000 million gate cubic yards, or 5.4 percent more than the previous year. As might be expected,

Landfills and Transfer Stations: Active, Closed, Under Development



Region Six: Metropolitan East St. Louis

Metropolitan East St. Louis and Chicago Metropolitan areas have less landfill life than other parts of the state; (7.9 and 6.8 years remaining respectively).

New landfill being developed in St. Clair County

The region's capacity is expected to receive an enormous boost in the near future when Cottonwood Hills Recycling and Disposal Facility (RDF), near Marissa, begins accepting wastes. The facility occupies a total area of 437 acres and is seeking, initially, a permitted disposal area of 206 acres, and a design airspace capacity of 42 million cubic yards.

Airspace is the bubble that will be filled by wastes, by daily cover (soil or alternative materials spread atop the wastes at the end of each working day) and, finally, by the landfill's final clay and topsoil cap.

Cottonwood Hills will be some 3 1/2 times larger than BFI Modern Landfill, in Belleville, which closed in 1997, but only about half the size of the proposed Spoon Ridge Landfill expansion in Region Three.

Having gained a development permit in late 1997, Spoon Ridge recently announced plans to close temporarily, opening the door for Cottonwood Hills to possibly become the state's largest landfill in terms of available capacity.

Greater than half of wastes came from out of state

Salem Municipal Landfill #2 was the only facility in the region that did not accept out-of-state wastes. Other landfills thrived on them. Of total wastes accepted in the Region Six, 3.5 million cubic yards, or 55.4 percent, originated elsewhere.

Counties	9
Area (square miles)	5,061
Population (est.)	712,317
Landfill life expectancy	
Years remaining	7.9 [—]
Landfills	
Active in 1998	6
Closed in 1997	1
Reopened in 1997	1
Open past 2001	6
Under Development	1
Transfer Stations	
Active in 1998	5
Compost facilities	
Active in 1998	8

[—]Total remaining capacity (from table below) divided by total wastes accepted. Tells how long the region may be served by local landfills at current disposal rates, barring capacity adjustments, until capacity is depleted.

Landfills: Wastes Accepted 1998; Remaining Capacities Jan. 1, 1999

	Municipality	County	Wastes		Capacity		Disp. Area Acres	Close Year
			Cu. Yds.	Rank ¹	Cu. Yds.	Rank ²		
^{closed 9-18-97} BFI Modern Landfill	Belleville	St. Clair	0	N/A	0	N/A	105	1997
Cottonwood Hills RDF ³	Marissa	St. Clair	N/A	N/A	N/A	N/A	206	2028
^{re-opened 10-31-97} D & L Landfill ⁴	Greenville	Bond	72,446	53	8,993,000	25	62	2027
Milam RDF ⁵	East St. Louis	St. Clair	4,804,632	2	24,050,000	8	176	2005
Roxana Landfill Authority ⁵	Roxana	Madison	925,832	16	12,391,000	18	72	2012
Salem Municipal Landfill #2	Salem	Marion	11,140	57	1,102,000	46	22	2012
South Chain of Rocks RDF ⁵	Granite City	Madison	540,779	24	3,840,000	33	102	2002
Totals			6,354,829		50,376,000			

[—] Three landfills accepted out-of-state wastes during 1998 totaling 3,519,925 cubic yards, or 55.4% of the region's total.

¹ Standing among 58 landfills that accepted wastes during 1998.

² Standing among 56 landfills that reported capacity as of Jan. 1, 1999.

³ Cottonwood Hills RDF is seeking an Agency permit to operate at press time.

⁴ Development permit issued 2-7-95; facility re-opened 10-31-97.

⁵ Formerly known as Cahokia Road Sanitary Landfill.

Region Six: Metropolitan East St. Louis

Questions and Complaints

Illinois EPA region Six field office personnel investigate reports of suspected illegal waste disposal, and inspect the region's landfills, transfer stations and compost facilities, except in **Madison and St. Clair counties**, where joint responsibility has been delegated to local authorities.

Questions or complaints concerning pollution control facilities, open dumping or other incidents should be directed to the office having jurisdiction over the site:

Illinois EPA
2009 Mall St.
Collinsville, Ill. 62234
Phone: 618-346-5120
Fax: 618-346-5155

Madison County Environmental Dept.
157 N. Main, Suite 254
Edwardsville, Ill. 62025
Phone: 618-692-7040 Ext. 4663
Fax: 618-692-8982

St. Clair County Health Department
19 Public Square, Suite 150
Belleville, Ill. 62220
Phone: 618-233-7769
Fax: 618-236-0676

Fully 68 percent of wastes interred in 1998 at Milam RDF, East St. Louis came from out-of-state; and at South Chain of Rocks RDF, Granite City it was 45 percent.

Milam RDF had the distinction of ranking second in the state in quantities of wastes disposed during 1998, and eighth in available capacity as of Jan. 1, 1999.

Madison and St. Clair counties conduct inspections

The Illinois EPA has delegated inspection authority to the Madison County Environmental Department and the St. Clair County Health Department.

Delegation agreements authorize these agencies to conduct many of the duties that would otherwise be performed by the Illinois EPA field office: investigating and enforcing suspected violations of land pollution laws and reports of open dumping, and inspecting landfills, transfer stations and compost facilities permitted through the Agency's Bureau of Land.

(Inspections also include industrial landfills, or monofills, and landfills that closed prior to 1996; these facilities are not included in this report.)

Madison County has two landfills, and St. Clair has three — one active, one that closed in 1997, and one that plans to open in the near future. Both counties have two compost facilities each, but only Madison County has transfer stations (three).

Two transfer stations vied for business

Two transfer stations in Region Six reported handling almost 94,000 tons of wastes during 1998, an amount equivalent to 1.5 percent of the wastes landfilled in the region. Three other transfer stations didn't voluntarily report the amount accepted.

Transfer Stations: Wastes Handled 1998

	Municipality	County	Tons
Bethalto Waste Transfer	Bethalto	Madison	N/A
D & L Disposal	Greenville	Bond	52,800
Granite City Landscape	Granite City	Madison	N/A
Nameoki Township	Granite City	Madison	N/A
Randolph County	Sparta	Randolph	41,046
Total			93,846

Composting followed familiar pattern

Eight compost facilities processed almost 64,000 tons of landscape wastes, an amount equal to about one percent of all wastes disposed in Region Six.

Region Six: Metropolitan East St. Louis

Typically, one facility tends to dominate composting activities. In this case, BFI Modern Landfill's site in Belleville composted 54 percent of the region's landscape wastes.

Compost Facilities: Wastes Accepted 1998

	Municipality	County	Tons
BFI Modern Landfill	Belleville	St. Clair	34,334
Centralia Landscape	Centralia	Marion	60
D & L Landfill ¹	Greenville	Bond	N/A
Milam RDF	Madison	St. Clair	20,392
Nashville Municipal	Nashville	Washington	486
Red Bud Composting	Red Bud	Randolph	155
Roxana Landfill Authority	Roxana	Madison	5,306
Salem Municipal LF #2	Salem	Marion	1,380
South Chain of Rocks	Madison	Madison	1,681
Total			63,794

¹Inactive in 1998

Recycling rates varied from one to 58 percent

The Illinois EPA encourages but does not regulate recycling, and is not obligated to collect and report recycling data; it does, however, as a public service, seek this information from county recycling coordinators.

Recycling rates in Region Six ranged from a low of one percent to a high of 58 percent. Nearly half of this data was for 1990 and 1994, resulting in a regional average recycling rate of 32 percent. —

Municipal Wastes Recycled

County	Estimated Population as of 7-1-98	Waste Generated		Waste Recycled	
		Tons	PCD	Tons	Percent
Bond	17,070	6,577	2.4	1,289	20
Clinton	34,777	17,215	2.7	3,000	18
Fayette	21,604	19,657	5.1	4,158	21
Madison ¹	258,641	290,967	6.2	79,289	30
Marion	42,035	41,561	4.5	5,282	15
Monroe	25,931	14,670	3.1	1,365	10
Randolph	34,082	26,236	4.2	940	4
St. Clair	262,852	143,431	3	86,612	58
Washington	15,325	6,944	2.5	60	1
Totals	712,317	567,258	4.4	181,995	32%²

¹ Has residential recycling ordinance.

² Regional average.

Municipal Waste Management Plans

The Solid Waste Planning and Recycling Act required all Illinois counties and the city of Chicago to develop, adopt and implement 20-year municipal waste management plans.

Plans include programs and recommendations to achieve solid waste management goals, which typically include waste reduction, recycling, incineration and landfilling as program options.

The law requires each plan to include a program designed to recycle 15 percent of municipal wastes by the end of the third year of the program and 25 percent of municipal wastes by the end of the fifth year, depending upon the availability of markets.

Every five years each plan must identify changes in planning areas, evaluate progress in plan implementation and, if necessary, revise plan recommendations and goals. The county also has the option of updating its solid waste generation rate. The plan is then submitted to the Illinois EPA for review and comment.

Five year plan updates have been adopted by Madison, Monroe, and St. Clair Counties.

Questions concerning these plans and their availability should be directed to the appropriate local administrators listed in Appendix K.

Details concerning Region Six landfills, transfer stations, and compost facilities follow on pages R6.6 through R6.27.

BFI Modern Landfill (closed)

County	St. Clair
Municipality	Belleville
Location	3521 Centreville Ave.
Location ☎	618-235-9625
Hours of operation	N/A
Wastes accepted	Municipal, nonhazardous special
Tipping fee	N/A
Owner	BFI Waste Systems of North America Inc.*
Operator	BFI Waste Systems of North America Inc.

*A subsidiary of Browning-Ferris Industries, Inc.

Facility Facts

Identification number	1630100022
Design capacity, airspace cu.yds.	12,300,000
Total permitted landfill area, acres	123
Permitted disposal area, acres	105
Highest permitted elevation, feet (msl)	585
Leachate monitoring stations	4
Groundwater monitoring wells	19
Methane collection system	Flares
Years remaining, estimated by landfill	0
Date/year to open C date/year to close	6-30-77 - 9-18-97

Wastes Received: 1996, 1997, 1998

	TOTAL WASTES ACCEPTED			OUT OF STATE WASTES ACCEPTED		
	gate cu. yds	tons	tons/day	gate cu/yds.	tons	% of total
1996	477,061	144,564	556	39,689	12,027	10
1997	516,833	156,616	602	89,434	27,101	17
1998	0	0	0	0	0	0

1997 State of Origin: Missouri 1998 State of Origin: N/A

Remaining Capacities: Jan. 1, 1998, and Jan. 1, 1999

1998 certified gate cu. yds. (tons)	0	(0)
1999 certified gate cu. yds. (tons)	0	(0)

Audits and Inspections

Solid Waste Mgt. Fees paid in 1998	\$0
Last audited by Illinois EPA	4-29-97
Facility inspected by	St. Clair County Health Department & Ill. EPA, Collinsville Reg. Office

Contacts

Owner	Operator
BFI Waste Systems of North America Inc.* 3521 Centreville Ave. Belleville, Ill. 62223 ☎ 618-235-9625	BFI Waste Systems of North America Inc. 3521 Centreville Ave. Belleville, Ill. 62223 ☎ 618-235-9625

*A subsidiary of Browning-Ferris Industries Inc., 757 N. Eldridge, Houston, Texas 77079 * 281-870-8100

Cottonwood Hills RDF (under development)

County	St. Clair
Municipality	Marissa
Location	1 mile Northwest of Marissa
Location ☎	708-409-3548
Hours of operation	Mon.-Fri.: 6 a.m. - 5 p.m.; Sat.: 7 a.m. - noon
Wastes accepted	Municipal, nonhazardous special
Tipping fee	N/A
Owner	Village of Marissa*
Operator	Waste Management of Illinois Inc.*

*Co-owned by Village of Marissa & Waste Management of Illinois Inc.

Facility Facts

Identification number	1630755017
Design capacity, airspace cu.yds.	42,000,000
Total permitted landfill area, acres	437*
Permitted disposal area, acres	206
Highest permitted elevation, feet (msl)	575
Leachate monitoring stations	10
Groundwater monitoring wells	10
Methane collection system	67 extraction wells
Years remaining, estimated by landfill	30
Date/year to open C date/year to close	1999 - 2028

Wastes Received: 1996, 1997, 1998

	<u>TOTAL WASTES ACCEPTED</u>			<u>OUT OF STATE WASTES ACCEPTED</u>		
	gate cu. yds	tons	tons/day	gate cu/yds.	tons	% of total
1996	N/A	N/A	N/A	N/A	N/A	N/A
1997	N/A	N/A	N/A	N/A	N/A	N/A
1998	N/A	N/A	N/A	N/A	N/A	N/A

1997 State of Origin: N/A 1998 State of Origin: N/A

Remaining Capacities: Jan. 1, 1998, and Jan. 1, 1999

1998 certified gate cu. yds. (tons)	N/A	(N/A)
1999 certified gate cu. yds. (tons)	N/A	(N/A)

Audits and Inspections

Solid Waste Mgt. Fees paid in 1998	\$N/A
Last audited by Illinois EPA	N/A
Facility inspected by	St. Clair County Health Department & Ill. EPA, Collinsville Reg. Office

Contacts

Owner

Village of Marissa*
212 N. Main St.
Marissa, Ill. 62257
☎ 618-295-9372

Operator

Waste Management of Illinois Inc.*
3033 W. Butterfield Road
Oak Brook, Ill. 60521
☎ 630-572-8800

*Co-owned by Village of Marissa & Waste Management of Illinois Inc., a subsidiary of USA Waste Services Inc./Waste Management Inc. Midwest, 1001 Fannin, Suite 4000, Houston, Tex. 77002 * 713-512-6200

D & L Landfill

County	Bond
Municipality	Greenville
Location	900 Willard St.
Location ☎	618-664-2819
Hours of operation	Mon.-Fri.: 7 a.m. - 4 p.m.
Wastes accepted	Municipal, nonhazardous special
Tipping fee	\$18 per ton
Owner	D & L Landfill Inc.
Operator	D & L Landfill Inc.

Facility Facts

Identification number	0050050001
Design capacity, airspace cu.yds.	N/A
Total permitted landfill area, acres	N/A
Permitted disposal area, acres	62
Highest permitted elevation, feet (msl)	600
Leachate monitoring stations	1
Groundwater monitoring wells	26
Methane collection system	None
Years remaining, estimated by landfill	29
Date/year to open C date/year to close	1974 - 2027

*Development permit issued 2-7-95. Facility reopened 10-31-97.

Wastes Received: 1996, 1997, 1998

	<u>TOTAL WASTES ACCEPTED</u>			<u>OUT OF STATE WASTES ACCEPTED</u>		
	gate cu. yds	tons	tons/day	gate cu/yds.	tons	% of total
1996	0	0	0	0	0	0
1997	2,517	763	<1	11	3	<1
1998	72,446	21,953	84	8,846	2,681	12

1997 State of Origin: Missouri 1998 State of Origin: Alabama, Missouri

Remaining Capacities: Jan. 1, 1998, and Jan. 1, 1999

1998 certified gate cu. yds. (tons)	9,088,000	(2,754,000)
1999 certified gate cu. yds. (tons)	8,993,000	(2,725,000)

Audits and Inspections

Solid Waste Mgt. Fees paid in 1998	\$11,300
Last audited by Illinois EPA	12-4-95
Facility inspected by	Illinois EPA, Collinsville Regional Office

Contacts

Owner

D & L Landfill Inc.
Rural Route 3, Box 59, 900 Willard St.
Greenville, Ill. 62246
☎ 618-664-2587

Operator

D & L Landfill Inc.
Rural Route 3, Box 59, 900 Willard St.
Greenville, Ill. 62246
☎ 618-664-2587

Milam Recycling and Disposal Facility

County	St. Clair
Municipality	East St. Louis
Location	601 Madison Road
Location ☎	618-271-6788 Ext. 122
Hours of operation	Mon.-Fri.: 4 a.m. - 4 p.m.; Sat.: 5 a.m. - 2 p.m.
Wastes accepted	Municipal, nonhazardous special
Tipping fee	\$30.33 per ton
Owner	Waste Management of Illinois Inc.*
Operator	Waste Management of Illinois Inc.*

*A subsidiary of USA Waste Services Inc./Waste Management Inc. Midwest

Facility Facts

Identification number	1630450001
Design capacity, airspace cu.yds.	15,163,000
Total permitted landfill area, acres	176
Permitted disposal area, acres	176
Highest permitted elevation, feet (msl)	567
Leachate monitoring stations	1
Groundwater monitoring wells	26
Methane collection system	Gas-to-energy
Years remaining, estimated by landfill	5
Date/year to open C date/year to close	1974 - 2005

Wastes Received: 1996, 1997, 1998

	<u>TOTAL WASTES ACCEPTED</u>			<u>OUT OF STATE WASTES ACCEPTED</u>		
	gate cu. yds	tons	tons/day	gate cu/yds.	tons	% of total
1996	2,614,527	792,281	3,047	1,649,533	499,859	63
1997	3,396,286	1,029,000	3,958	2,240,661	678,988	66
1998	4,804,632	1,455,949	5,600	3,253,849	986,015	68

1997 State of Origin: Missouri 1998 State of Origin: Missouri

Remaining Capacities: Jan. 1, 1998, and Jan. 1, 1999

1998 certified gate cu. yds. (tons)	27,478,000	(8,327,000)
1999 certified gate cu. yds. (tons)	24,050,000	(7,288,000)

Audits and Inspections

Solid Waste Mgt. Fees paid in 1998	\$1,147,189
Last audited by Illinois EPA	11-4-97
Facility inspected by	St. Clair County Health Department & Ill. EPA, Collinsville Reg. Office

Contacts

Owner

Waste Management of Illinois Inc.*
601 Madison Road
East St. Louis, Ill. 62201
☎ 618-271-6788 Ext. 122

Operator

Waste Management of Illinois Inc.*
601 Madison Road
East St. Louis, Ill. 62201
☎ 618-271-6788 Ext. 122

*A subsidiary of USA Waste Services Inc./Waste Management Inc. Midwest, 1001 Fannin, Suite 4000, Houston, Tex. 77002 *
713-512-6200

Roxana Landfill Authority

County	Madison
Municipality	Roxana
Location	4600 Cahokia Creek Road
Location ☎	618-656-6912
Hours of operation	Mon.-Fri.: 5 a.m. - 4 p.m.; Sat.: 7 a.m. - noon
Wastes accepted	Municipal, nonhazardous special
Tipping fee	\$22.50 per ton
Owner	Roxana Landfill Authority Inc.*
Operator	Roxana Landfill Authority Inc.*

*A subsidiary of Allied Waste Industries Inc.

Facility Facts

Identification number	1190900002
Design capacity, airspace cu.yds.	N/A
Total permitted landfill area, acres	104
Permitted disposal area, acres	72
Highest permitted elevation, feet (msl)	592
Leachate monitoring stations	1
Groundwater monitoring wells	14
Methane collection system	Flares
Years remaining, estimated by landfill	13
Date/year to open C date/year to close	1975 - 2012

Wastes Received: 1996, 1997, 1998

	<u>TOTAL WASTES ACCEPTED</u>			<u>OUT OF STATE WASTES ACCEPTED</u>		
	gate cu. yds	tons	tons/day	gate cu/yds.	tons	% of total
1996	690,714	209,307	805	72,569	21,991	11
1997	897,211	271,882	1,046	17,776	5,387	<1
1998	925,832	280,555	1,079	12,522	3,795	1

1997 State of Origin: Missouri 1998 State of Origin: Missouri

Remaining Capacities: Jan. 1, 1998, and Jan. 1, 1999

1998 certified gate cu. yds. (tons)	13,220,000	(4,006,000)
1999 certified gate cu. yds. (tons)	12,391,000	(3,755,000)

Audits and Inspections

Solid Waste Mgt. Fees paid in 1998	\$182,402
Last audited by Illinois EPA	6-2-98
Facility inspected by	Madison County Environmental Department & Ill. EPA, Collinsville Reg. Office

Contacts

Owner

Roxana Landfill Authority Inc.*
4600 Cahokia Creek Road
Roxana, Ill. 62025
☎ 618-656-6912

Operator

Roxana Landfill Authority Inc.*
4600 Cahokia Creek Road
Roxana, Ill. 62084
☎ 618-656-6912

*A subsidiary of Allied Waste Industries Inc., 15880 N. Greenway Hayden Loop, Suite 100, Scottsdale, Ariz. 85260 * 602-423-2946. Regional office: 13570 St. Charles Rock Road, Bridgeton, Mo. 63044 * 314-739-1919

Salem Municipal Landfill #2

County	Marion
Municipality	Salem
Location	East Lake St.
Location ☎	618-548-2222
Hours of operation	Mon.-Fri.: 8 a.m. - 3 p.m.
Wastes accepted	Municipal, nonhazardous special
Tipping fee	\$7.50 per cubic yard
Owner	City of Salem
Operator	City of Salem

Facility Facts

Identification number	1218130007
Design capacity, airspace cu.yds.	457,000
Total permitted landfill area, acres	49
Permitted disposal area, acres	22
Highest permitted elevation, feet (msl)	574
Leachate monitoring stations	N/A
Groundwater monitoring wells	12
Methane collection system	None
Years remaining, estimated by landfill	14
Date/year to open C date/year to close	1977 - 2012

Wastes Received: 1996, 1997, 1998

	<u>TOTAL WASTES ACCEPTED</u>			<u>OUT OF STATE WASTES ACCEPTED</u>		
	gate cu. yds	tons	tons/day	gate cu/yds.	tons	% of total
1996	7,763	2,352	9	0	0	0
1997	14,153	4,289	16	0	0	0
1998	11,140	3,376	13	0	0	0

1997 State of Origin: N/A 1998 State of Origin: Illinois only

Remaining Capacities: Jan. 1, 1998, and Jan. 1, 1999

1998 certified gate cu. yds. (tons)	785,000*	(238,000)
1999 certified gate cu. yds. (tons)	1,102,000	(334,000)

*Lateral and vertical expansion approved 6-2-97 added 404,000 in-place cu. yds. and 10 years to landfill lifetime.

Audits and Inspections

Solid Waste Mgt. Fees paid in 1998	\$3,450
Last audited by Illinois EPA	8-11-98
Facility inspected by	Illinois EPA, Collinsville Regional Office

Contacts

Owner	Operator
City of Salem 101 S. Broadway Salem, Ill. 62881 ☎ 618-548-2222	City of Salem 101 S. Broadway Salem, Ill. 62881 ☎ 618-548-2222

South Chain of Rocks RDF-Phase 2

County	Madison
Municipality	Granite City
Location	3399 W. Chain of Rocks Road
Location ☎	618-797-0405
Hours of operation	Mon.-Fri.: 5 a.m. - 3 p.m.
Wastes accepted	Municipal, nonhazardous special
Tipping fee	\$30.33 per ton
Owner	Waste Management of Illinois Inc.*
Operator	Waste Management of Illinois Inc.*

*A subsidiary of USA Waste Services Inc./Waste Management Inc. Midwest

Facility Facts

Identification number	1198010002
Design capacity, airspace cu.yds.	6,200,000
Total permitted landfill area, acres	102
Permitted disposal area, acres	102
Highest permitted elevation, feet (msl)	482
Leachate monitoring stations	2
Groundwater monitoring wells	16
Methane collection system	None
Years remaining, estimated by landfill	7
Date/year to open C date/year to close	1978 - 2002

Wastes Received: 1996, 1997, 1998

	TOTAL WASTES ACCEPTED			OUT OF STATE WASTES ACCEPTED		
	gate cu. yds	tons	tons/day	gate cu/yds.	tons	% of total
1996	1,036,928	314,221	1,209	683,393	207,089	66
1997	1,200,589	363,815	1,399	673,897	204,211	56
1998	540,779	163,872	630	244,708	74,154	45

1997 State of Origin: Missouri 1998 State of Origin: Missouri

Remaining Capacities: Jan. 1, 1998, and Jan. 1, 1999

1998 certified gate cu. yds. (tons)	4,407,000	(1,335,000)
1999 certified gate cu. yds. (tons)	3,840,000	(1,164,000)

Audits and Inspections

Solid Waste Mgt. Fees paid in 1998	\$106,940
Last audited by Illinois EPA	3-3-98
Facility inspected by	Madison County Environmental Department & Ill. EPA, Collinsville Reg. Office

Contacts

Owner	Operator
Waste Management of Illinois Inc.* 3399 W. Chain of Rocks Road Granite City, Ill. 62040 ☎ 618-271-6788 Ext. 122	Waste Management of Illinois Inc.* 3399 W. Chain of Rocks Road Granite City, Ill. 62040 ☎ 618-271-6788 Ext. 122

*A subsidiary of USA Waste Services Inc./Waste Management Inc. Midwest, 1001 Fannin, Suite 4000, Houston, Tex. 77002 *
713-512-6200

Bethalto Waste Transfer Facility

County	Madison
Municipality	Bethalto
Location	Albers Lane & Culp Lane
Location ☎	608-377-8013
Hours of operation	By appointment
Wastes accepted	Bulk municipal
Tipping fee	N/A
Owner	Village of Bethalto, Public Works
Operator	Village of Bethalto, Public Works

Facility Facts

Identification number	1190150006
Opened, year	1991
Facility acreage	16

Wastes Received: 1996, 1997, 1998

	<u>Tons per year</u>	<u>Tons per day (average)</u>
1996	N/A	N/A
1997	N/A	N/A
1998	N/A	N/A

Inspections

Facility inspected by	Illinois EPA, Collinsville Regional Office & Madison County Environmental Department
------------------------------	--

Contacts

Owner

Village of Bethalto, Public Works
213 N. Prairie
Bethalto, Ill. 62010
☎ 618-377-8013

Operator

Village of Bethalto, Public Works
213 N. Prairie
Bethalto, Ill. 62010
☎ 618-377-8013

D & L Disposal Transfer Station

County	Bond
Municipality	Greenville
Location	900 Willard St.
Location ☎	618-664-3185
Hours of operation	Mon. - Sat.: 5 a.m. - 8 p.m.
Wastes accepted	Municipal
Tipping fee	\$30/ton
Owner	D & L Disposal LLC*
Operator	D & L Disposal LLC*

*A subsidiary of Allied Waste Industries Inc.

Facility Facts

Identification number	0050055049
Opened, year	1994
Facility acreage	<1

Wastes Received: 1996, 1997, 1998

	<u>Tons per year</u>	<u>Tons per day (average)</u>
1996	66,555	256
1997	46,800	180
1998	52,800	200

Inspections

Facility inspected by	Illinois EPA, Collinsville Regional Office
------------------------------	--

Contacts

Owner	Operator
D & L Disposal LLC*	D & L Disposal LLC*
815 Willard St.	815 Willard St.
Greenville, Ill. 62246	Greenville, Ill. 62246
☎ 618-664-3185	☎ 618-664-3185

*A subsidiary of Allied Waste Industries Inc., 15880 N. Greenway Hayden Loop, Suite 100, Scottsdale, Ariz. 85260 * 602-423-2946. Regional office: 3837 W. 127th St., Alsip, Ill. 60803 * 708-824-3060

Granite City Landscape Transfer (New)

County	Madison
Municipality	Granite City
Location	800 25th Street
Location ☎	618-452-6222
Hours of operation	Spring & Fall, M - F: 8 a.m. - 4 p.m. Summer, M - F 8 a.m. - 8 p.m.
Wastes accepted	Landscape waste
Tipping fee	N/A
Owner	Granite City, City of
Operator	Granite City Street Department

Facility Facts

Identification number	1190405136
Opened, year	1997*
Facility acreage	5.19

*Permitted to operate 2-18-97.

Wastes Received: 1996, 1997, 1998

	<u>Tons per year</u>	<u>Tons per day (average)</u>
1996	N/A	N/A
1997	N/A	N/A
1998	N/A	N/A

Inspections

Facility inspected by	Illinois EPA, Collinsville Regional Office & Madison County Environmental Department
------------------------------	--

Contacts

Owner

Granite City, City of
2000 Edison
Granite City, Ill. 62040
☎ 618-452-6214

Operator

Granite City Street Department
2301 Adams St.
Granite City, Ill. 62040
☎ 618-452-6222

Nameoki Township Transfer Station

County	Madison
Municipality	Granite City
Location	4250 Highway 162
Location ☎	618-931-1230
Hours of operation	First Monday of the month
Wastes accepted	Bulk Municipal
Tipping fee	N/A
Owner	Nameoki Township
Operator	Loren Madison

Facility Facts

Identification number	1198130023
Opened, year	1992
Facility acreage	N/A

Wastes Received: 1996, 1997, 1998

	<u>Tons per year</u>	<u>Tons per day (average)</u>
1996	N/A	N/A
1997	N/A	N/A
1998	N/A	N/A

Inspections

Facility inspected by	Illinois EPA, Collinsville Regional Office & Madison County Environmental Department
------------------------------	--

Contacts

Owner

Nameoki Township
4250 Highway 162
Granite City, Ill. 62040
☎ 618-931-1230

Operator

Loren Madison
4250 Highway 162
Granite City, Ill. 62040
☎ 618-931-1230

Randolph County Transfer Station

County	Randolph
Municipality	Sparta
Location	8384 Valley Steel Road
Location ☎	618-433-2030
Hours of operation	Mon. - Fri.: 7 a.m. - 4 p.m.; Sat.: 7 a.m. - noon
Wastes accepted	Municipal, recyclables
Tipping fee	\$28.50/ton
Owner	Continental Waste Industries of Illinois Inc.*
Operator	Republic Industries Inc.

*A subsidiary of Republic Industries Inc.

Facility Facts

Identification number	1570600020
Opened, year	1994
Facility acreage	26.5

Wastes Received: 1996, 1997, 1998

	<u>Tons per year</u>	<u>Tons per day (average)</u>
1996	20,880	80
1997	29,982	98
1998	41,046	139

Inspections

Facility inspected by	Illinois EPA, Collinsville Regional Office
------------------------------	--

Contacts

Owner	Operator
Continental Waste Industries of Illinois Inc.* Rural Route 1, P.O. Box 750 DeSoto, Ill. 62924 ☎ 618-867-2356	Republic Industries Inc. 110 SE 6 th St., 28 th Floor. Ft. Lauderdale, Fla. 33301 ☎ 954-713-5200

*A subsidiary of Republic Industries Inc., 1105 E. 6th St., 28th Floor, Fort Lauderdale, Fla. 33301 * 954-713-5200

Wood River Central Processing Facility (under development)

County	Madison
Municipality	Wood River
Location	15 Enviroway Parkway, Lewis & Clark Envirotech Business Park
Location ☎	N/A
Hours of operation	Mon. - Fri.: 6:30 a.m. - 4:30 p.m.; Sat.: 6:30 a.m. - 2 p.m.
Wastes accepted	Municipal waste, landscape waste, recyclables
Tipping fee	N/A
Owner	City of Wood River
Operator	Norton Construction Co. dba Norton Environmental

Facility Facts

Identification number	1191155069
Opened, year	No operating permit has been issued
Facility acreage	20

Wastes Received: 1996, 1997, 1998

	<u>Tons per year</u>	<u>Tons per day (average)</u>
1996	N/A	N/A
1997	N/A	N/A
1998	N/A	N/A

Inspections

Facility inspected by	Illinois EPA, Collinsville Regional Office & Madison County Environmental Department
------------------------------	---

Contacts

Owner

City of Wood River
111 N. Wood River Ave.
Wood River, Ill. 62095
☎ 618-251-3100

Operator

Norton Construction Co. dba Norton Environmental
6200 Rockside Wood Blvd.
Independence, OH 44131
☎ 216-447-0070

BFI Modern Landfill Compost Facility

County	St. Clair
Municipality	Belleville
Location	3521 Centerville Ave.
Location ☎	618-235-9625
Hours of operation	N/A
Wastes Accepted	Grass, Leaves, Brush
Owner	BFI Waste Systems of N. America Inc.
Operator	BFI Waste Systems of N. America Inc.

Facility Facts

Identification number	1630100022
Date/Year Open - Date/Year Closed	5-2-96 -
Permit Expires	12-19-02
Facility Inspected By	St. Clair County Health Dept. & Illinois EPA, Collinsville Regional Office

Landscape Waste Received (cu. yds): 1997 & 1998

	Grass cu. yds.	Leaves cu. yds.	Brush cu. yds.
1997	53,361	50,820	22,869
1998	44,507	42,388	19,075

Total Landscape Waste Received (tons): 1997 & 1998

1997 tons per year	41,165
1998 tons per year	34,334

1998 Amounts Used/Sold (cubic yards)

	Composted	Chipped/Shredded
Land Reclamation	0	0
Daily Landfill Cover	0	0
Final Landfill Cover	0	0
Landscaping	22,431	0
Land Application at Agronomic Rates	0	0
Other	0	0
TOTAL	22,431	0

Contacts

Owner

BFI Waste Systems of N. America Inc.
3521 Centerville Ave.
Belleville, Ill. 62223
☎ 618-235-9625

Operator

BFI Waste Systems of N. America Inc.
3521 Centerville Ave.
Belleville, Ill. 62223
☎ 618-235-9625

Centralia Landscape & Waste Recycling

County	Marion
Municipality	Centralia
Location	N/A
Location ☎	N/A
Hours of operation	N/A
Wastes Accepted	Grass, Leaves
Owner	City of Centralia, Public Works
Operator	City of Centralia, Public Works

Facility Facts

Identification number	1218020012
Date/Year Open - Date/Year Closed	2-28-90 -
Permit Expires	7-14-03
Facility Inspected By	Illinois EPA, Collinsville Regional Office

Landscape Waste Received (cu. yds): 1997 & 1998

	Grass cu. yds.	Leaves cu. yds.	Brush cu. yds.
1997	130	45	0
1998	130	40	0

Total Landscape Waste Received (tons): 1997 & 1998

1997 tons per year	61
1998 tons per year	60

1998 Amounts Used/Sold (cubic yards)

	Composted	Chipped/Shredded
Land Reclamation	0	0
Daily Landfill Cover	0	0
Final Landfill Cover	0	0
Landscaping	17	0
Land Application at Agronomic Rates	0	0
Other	0	90
TOTAL	17	90

Contacts

Owner

City of Centralia, Public Works
 222 S. Poplar St.
 Centralia, Ill. 62801
 ☎ 618-533-7644

Operator

City of Centralia, Public Works
 222 S. Poplar St.
 Centralia, Ill. 62801
 ☎ 618-533-7644

D & L Landfill Compost Facility (Inactive)

County	Bond
Municipality	Greenville
Location	Rural Route 3, Box 58
Location ☎	618-664-2587
Hours of operation	N/A
Wastes Accepted	N/A
Owner	D & L Landfill Inc.
Operator	D & L Landfill Inc.

Facility Facts

Identification number	0050050007
Date/Year Open - Date/Year Closed	N/A
Permit Expires	6-23-03*
Facility Inspected By	Illinois EPA, Collinsville Regional Office

Inactive 1996-1998, permit has not expired.

Landscape Waste Received (cu. yds): 1997 & 1998

	Grass cu. yds.	Leaves cu. yds.	Brush cu. yds.
1997	N/A	N/A	N/A
1998	N/A	N/A	N/A

Total Landscape Waste Received (tons): 1997 & 1998

1997 tons per year	N/A
1998 tons per year	N/A

1998 Amounts Used/Sold (cubic yards)

	Composted	Chipped/Shredded
Land Reclamation	N/A	N/A
Daily Landfill Cover	N/A	N/A
Final Landfill Cover	N/A	N/A
Landscaping	N/A	N/A
Land Application at Agronomic Rates	N/A	N/A
Other	N/A	N/A
TOTAL	N/A	N/A

Contacts

Owner

D & L Landfill Inc.
Rural Route 3, Box 58
Greenville, Ill. 62246
☎ 618-663-2587

Operator

D & L Landfill Inc.
Rural Route 3, Box 58
Greenville, Ill. 62246
☎ 618-664-2587

Milam RDF Compost Facility

County	St. Clair
Municipality	Madison
Location	601 Madison Road
Location ☎	618-271-6788 Ext. 122
Hours of operation	Mon. - Fri.: 4 a.m. - 4 p.m.; Sat.: 5 a.m. - 2 p.m.
Wastes Accepted	Grass, Leaves, Brush
Owner	Waste Management of Illinois Inc.
Operator	Waste Management of Illinois Inc.

Facility Facts

Identification number	1630450001
Date/Year Open - Date/Year Closed	4-16-90 -
Permit Expires	4-1-01
Facility Inspected By	St. Clair County Health Dept. & Illinois EPA, Collinsville Regional Office

Landscape Waste Received (cu. yds): 1997 & 1998

	Grass cu. yds.	Leaves cu. yds.	Brush cu. yds.
1997	23,620	11,812	23,620
1998	31,372	15,686	31,372

Amounts accepted were estimated to be 40% grass, 40% brush, and 20% leaves by volume.

Total Landscape Waste Received (tons): 1997 & 1998

1997 tons per year	14,763
1998 tons per year	20,392

1998 Amounts Used/Sold (cubic yards)

	Composted	Chipped/Shredded
Land Reclamation	0	0
Daily Landfill Cover	78,430	0
Final Landfill Cover	0	0
Landscaping	0	0
Land Application at Agronomic Rates	0	0
Other	0	0
TOTAL	78,430	0

Contacts

Owner

Waste Management of Illinois Inc.
601 Madison Road
East St. Louis, Ill. 62201
☎ 618-271-6788 x 122

Operator

Waste Management of Illinois Inc.
601 Madison Road
East St. Louis, Ill. 62201
☎ 618-271-6788 x 122

Nashville Municipal Compost Facility

County	Washington
Municipality	Nashville
Location	9384 N. Washington Road
Location ☎	N/A
Hours of operation	N/A
Wastes Accepted	Grass, Leaves
Owner	City of Nashville
Operator	City of Nashville

Facility Facts

Identification number	1890300009
Date/Year Open - Date/Year Closed	6-11-90 -
Permit Expires	09-30-02
Facility Inspected By	Illinois EPA, Collinsville Regional Office

Landscape Waste Received (cu. yds): 1997 & 1998

	Grass cu. yds.	Leaves cu. yds.	Brush cu. yds.
1997	933	1,932	0
1998	608	1,216	0

Total Landscape Waste Received (tons): 1997 & 1998

1997 tons per year	759
1998 tons per year	486

1998 Amounts Used/Sold (cubic yards)

	Composted	Chipped/Shredded
Land Reclamation	0	0
Daily Landfill Cover	0	0
Final Landfill Cover	243	0
Landscaping	45	0
Land Application at Agronomic Rates	0	0
Other	89	0
TOTAL	377	0

Some compost given away to city residents.

Contacts

Owner

City of Nashville
190 N. East Court St.
Nashville, Ill. 62263
☎ 618-327-8918

Operator

City of Nashville
190 N. East Court St.
Nashville, Ill. 62263
☎ 618-327-8918

Red Bud Composting Facility (Inactive)

County	Randolph
Municipality	Red Bud
Location	N/A
Location ☎	N/A
Hours of operation	N/A
Wastes Accepted	Grass, Brush
Owner	City of Red Bud, City Superintendent
Operator	City of Red Bud, City Superintendent

Facility Facts

Identification number	1570450002
Date/Year Open - Date/Year Closed	9-27-90 -
Permit Expires	Permit application under review.
Facility Inspected By	Illinois EPA, Collinsville Regional Office

Landscape Waste Received (cu. yds): 1997 & 1998

	Grass cu. yds.	Leaves cu. yds.	Brush cu. yds.
1997	29	0	172
1998	172	0	859

Total Landscape Waste Received (tons): 1997 & 1998

1997 tons per year	201
1998 tons per year	155

1998 Amounts Used/Sold (cubic yards)

	Composted	Chipped/Shredded
Land Reclamation	0	0
Daily Landfill Cover	0	0
Final Landfill Cover	0	0
Landscaping	172	859
Land Application at Agronomic Rates	0	0
Other	0	0
TOTAL	172	859

Contacts

Owner

City of Red Bud, City Superintendent
 200 E. Market
 Red Bud, Ill. 62278
 ☎ 618-282-3339 or 618-282-2315

Operator

City of Red Bud, City Superintendent
 200 E. Market
 Red Bud, Ill. 62278
 ☎ 618-282-3389 or 618-282-2315

Roxana Landfill Authority Compost Facility

County	Madison
Municipality	Roxana
Location	4600 Cahokia Creek Road
Location ☎	618-656-6912
Hours of operation	Mon. - Fri.: 5 a.m. - 4 p.m.; Sat.: 7 a.m. - noon
Wastes Accepted	Grass, Leaves, Brush
Owner	Roxana Landfill Authority Inc.
Operator	Roxana Landfill Authority Inc.

Facility Facts

Identification number	1190250011
Date/Year Open - Date/Year Closed	5-1-90 -
Permit Expires	5-1-03
Facility Inspected By	Madison County Environmental Dept. & Illinois EPA, Collinsville Regional Office

Landscape Waste Received (cu. yds): 1997 & 1998

	Grass cu. yds.	Leaves cu. yds.	Brush cu. yds.
1997	4,420	4,420	8,840
1998	6,200	4,741	7,295

Total Landscape Waste Received (tons): 1997 & 1998

1997 tons per year	5,402
1998 tons per year	5,306

1998 Amounts Used/Sold (cubic yards)

	Composted	Chipped/Shredded
Land Reclamation	0	0
Daily Landfill Cover	0	0
Final Landfill Cover	4,700	0
Landscaping	0	6,500
Land Application at Agronomic Rates	0	0
Other	5,100	0
TOTAL	9,800	6,500

Some composted landscape waste was mixed with intermediate cover.

Contacts

Owner

Roxana Landfill Authority Inc.
4600 Cahokia Creek Road
Roxana, Ill. 62084
☎ 618-656-6912

Operator

Roxana Landfill Authority Inc.
4600 Cahokia Creek Road
Roxana, Ill. 62084
☎ 618-656-6912

Salem Municipal Landfill #2 Compost Facility

County	Marion
Municipality	Salem
Location	East Lake Street
Location ☎	618-548-2222
Hours of operation	Mon. - Fri.: 8 a.m. - 3 p.m.
Wastes Accepted	Grass, Leaves, Brush
Owner	City of Salem, Public Works
Operator	City of Salem, Public Works

Facility Facts

Identification number	1218130007
Date/Year Open - Date/Year Closed	5-16-90 -
Permit Expires	6-1-02
Facility Inspected By	Illinois EPA, Collinsville Regional Office

Landscape Waste Received (cu. yds): 1997 & 1998

	Grass cu. yds.	Leaves cu. yds.	Brush cu. yds.
1997	296	591	99
1998	414	690	276

Total Landscape Waste Received (tons): 1997 & 1998

1997 tons per year	251
1998 tons per year	1,380

1998 Amounts Used/Sold (cubic yards)

	Composted	Chipped/Shredded
Land Reclamation	0	0
Daily Landfill Cover	0	0
Final Landfill Cover	0	0
Landscaping	0	5
Land Application at Agronomic Rates	0	0
Other	0	0
TOTAL	0	0

Contacts

Owner

City of Salem, Public Works
 101 S. Broadway
 Salem, Ill. 62881
 ☎ 618-548-2222

Operator

City of Salem, Public Works
 101 S. Broadway
 Salem, Ill. 62881
 ☎ 618-548-2222

South Chain of Rocks RDF-Phase 2 Compost Facility

County	Madison
Municipality	Madison
Location	3399 W. Chain of Rocks Road
Location ☎	618-797-0405
Hours of operation	Mon. - Fri.: 5 a.m. - 3 p.m.
Wastes Accepted	Grass, Leaves, Brush
Owner	Waste Management of Illinois Inc.
Operator	Waste Management of Illinois Inc.

Facility Facts

Identification number	1198010002
Date/Year Open - Date/Year Closed	4-17-90 -
Permit Expires	6-30-00
Facility Inspected By	Madison County Environmental Dept. & Illinois EPA, Collinsville Regional Office

Landscape Waste Received (cu. yds): 1997 & 1998

	Grass cu. yds.	Leaves cu. yds.	Brush cu. yds.
1997	12,440	6,213	12,440
1998	3,278	3,278	1,638

Amounts accepted was estimated to be 40% grass, 40% brush, and 20% leaves by volume.

Total Landscape Waste Received (tons): 1997 & 1998

1997 tons per year	7,533
1998 tons per year	1,681

1998 Amounts Used/Sold (cubic yards)

	Composted	Chipped/Shredded
Land Reclamation	0	0
Daily Landfill Cover	8,194	0
Final Landfill Cover	0	0
Landscaping	0	0
Land Application at Agronomic Rates	0	0
Other	0	0
TOTAL	8,194	0

Contacts

Owner

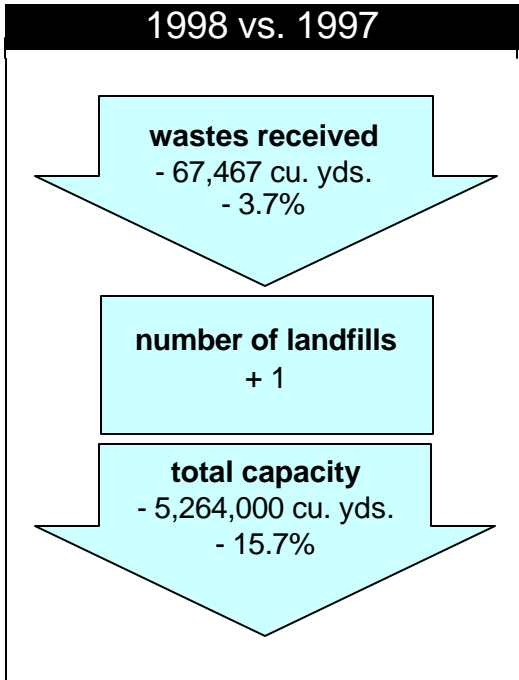
Waste Management of Illinois Inc.
3399 W. Chain of Rocks Road
Granite City, Ill. 62040
☎ 618-797-0405

Operator

Waste Management of Illinois Inc.
3399 W. Chain of Rocks Road
Granite City, Ill. 62040
☎ 618-797-0405

**Landfills
Transfer Stations
Compost Facilities**

Region Seven: Southern Illinois



REGION SEVEN'S FOUR ACTIVE LANDFILLS ACCEPTED almost 1.8 million gate cubic yards of wastes during 1998. This volume was 3.7 percent, or 67,467 gate cubic yards, less than 1997's total.

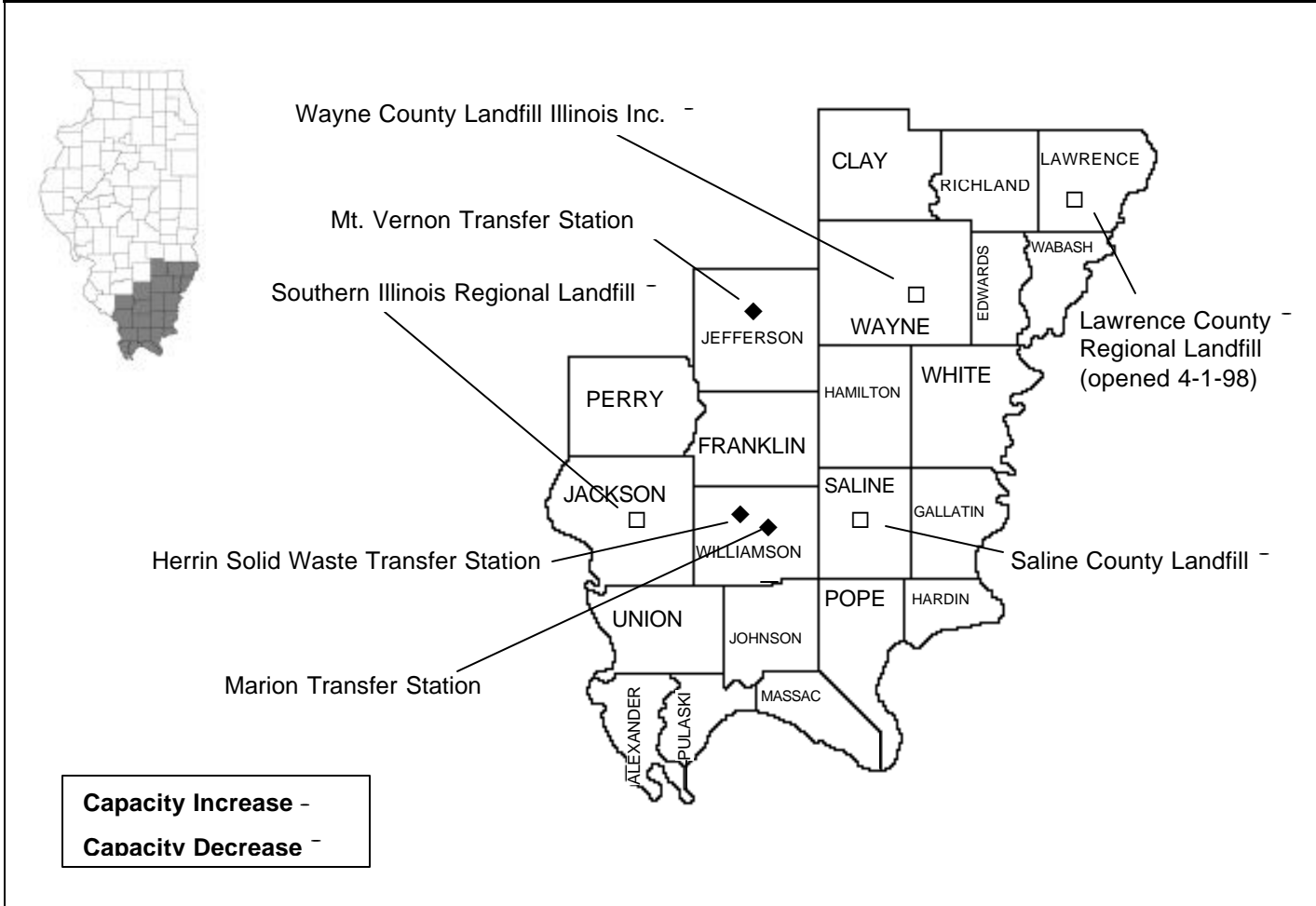
In terms of municipal wastes landfilled statewide, Region Seven received the least: four percent of 1998's total volume. Region Two (Chicago Metropolitan) took in the most: 35.7 percent.

Southern Illinois Regional Landfill, near DeSoto, dropped from tenth ranking in wastes received in 1997 to 19th in 1998, and accounted for nearly 50 percent of the wastes landfilled in the region during the year.

Of the more than 836,000 gate cubic yards of wastes received by Southern Illinois Regional in 1998, some 257,000 gate cubic yards, or 31 percent, came from Kentucky and Missouri.

Lawrence County Regional Landfill, Bridgeport the region's newest landfill, accepted about twenty percent of out-of-state wastes in 1998, from Indiana and Kentucky. The regional percentage of such wastes

Landfills and Transfer Stations: Active, Closed, Under Development



Region Seven: Southern Illinois

is 17 percent, considerably less than Region Six (Metropolitan East St. Louis), where out-of-state wastes comprised 55 percent of total wastes landfilled.

Capacity dropped almost 16 percent

As of Jan. 1, 1999 the region's landfills reported a total capacity of 28.2 million gate cubic yards, for a 15.7 percent decrease in regional capacity, some 5.3 million gate cubic yards less than what was reported on Jan. 1, 1998.

New landfill opens in Lawrence County

Lawrence County Regional Landfill, in Bridgeport, opened its gates on April 1, 1998. The facility expects to operate for at least 20 years. The new landfill has an initial design capacity of 5.7 million airspace cubic yards, which is 1.1 million cubic yards less than Southern Illinois Regional Landfill's design capacity.

An inspector at Ambraw Valley Solid Waste Agency is responsible for scheduling check-up inspections to monitor adherence to state law. Their delegation agreement with the Agency was signed in August 1999.

No near-term landfill closings

No landfills are expected to close in Region Seven by the end of 2000. Southern Illinois Regional Landfill indicated it may close in 2007 however, the facility has since begun building a new area that could extend the landfill's life by 10 years.

Counties	22
Area (square miles)	8,421
Population (est.)	439,965
Landfill life expectancy	
Years remaining	16.0 ♦
Landfills	
Active in 1998	4
Opened in 1998	1
Open past 2001	4
Transfer Stations	
Active in 1998	3
Compost facilities	
Active in 1998	2

♦ Total remaining capacity (from table below) divided by total wastes accepted. Tells how long the region may be served by local landfills at current disposal rates, barring capacity adjustments, until capacity is depleted.

Landfills: Wastes Accepted 1998; Remaining Capacities Jan. 1, 1999

	Municipality	County	Wastes		Capacity		Disp. Area Acres	Close Year
			Cu. Yds.	Rank ¹	Cu. Yds.	Rank ²		
new Lawrence County Regional ♦ ³	Bridgeport	Lawrence	226,320	40	9,350,000	23	42	2036
Saline County Landfill ⁴	Harrisburg	Saline	334,587	33	737,000	52	21	2001
Southern Illinois Regional Landfill ♦	DeSoto	Jackson	836,430	19	7,431,000	27	113	2007
Wayne County Landfill ♦	Fairfield	Wayne	365,560	32	10,644,000	20	83	2021
Totals			1,762,897		28,162,000			

♦Three landfills accepted out-of-state wastes during 1998, totaling 303,001 cubic yards, or 17% of the region's total.

¹ Standing among 58 landfills that accepted wastes during 1998.

² Standing among 56 landfills that reported capacity as of Jan. 1, 1999.

³ Site opened 4-1-98.

⁴ Local siting granted in 1997 for a 4.6 million cubic yard expansion that could extend landfill life by 21 years.

Region Seven: Southern Illinois

Questions and Complaints

Illinois EPA Region Seven field office personnel investigate reports of suspected illegal waste disposal, and inspect the region's landfills, transfer stations and compost facilities, except in **Jackson, Perry, Lawrence, Richland and Wayne counties**, where joint responsibility has been delegated to local authorities.

Questions or complaints concerning pollution control facilities, open dumping or other incidents should be directed to the office having jurisdiction over the site:

Illinois EPA

**2309 W. Main St., Suite 116
Marion, Ill. 62959
Phone: 618-993-7200
Fax: 618-997-1281**

Ambraw Valley Solid Waste Agency for Lawrence & Richland counties

**777 State St., P.O. Box 62
Bridgeport, Ill. 62417
Phone: 618-945-7707
Fax: 618-945-7118**

Jackson County Health Department Box 307

**Murphysboro, Ill. 62966
Phone: 618-684-3143, Ext. 138
Fax: 618-687-1255**

Perry County Health Department

**907 S. Main St., Box 49
Pickneyville, Ill. 62274
Phone: 618-357-5371, Ext. 124
Fax: 618-357-3190**

Wayne County Health Department Box 445

**Fairfield, Ill. 62837
Phone: 618-842-5166
Fax: 618-842-3305**

Saline County Landfill had estimated only five years of life remaining. In 1997, though, the facility received local siting approval for a 4.6 million cubic yard expansion, which could add 21 years of service life.

Three counties inspect facilities; investigate dumping

The Illinois EPA has delegated inspection authority to health departments in Jackson, Perry and Wayne counties. A new delegated agent is Ambraw Valley Solid Waste Agency on board in August 1999, inspecting the new Lawrence County Regional Landfill and several closed sites in Lawrence and Richland counties.

Delegation agreements authorize these agencies to conduct many of the duties that would otherwise have to be performed by the Illinois EPA field office: investigating and enforcing suspected violations of land pollution laws and reports of open dumping, and inspecting landfills, transfer stations and compost facilities permitted through the Agency's Bureau of Land. (Inspections also include industrial landfills, or monofills, and landfills that closed prior to 1996; these facilities are not included in this report.)

Transfer stations move nearly 80,000 more tons of wastes. . .

Even though transfer stations number only three, they nevertheless play an important role in such a large region having so few landfills. During 1998, these three facilities handled nearly 80,000 tons of municipal wastes, an amount equal to about five percent of wastes landfilled in Region Seven that year.

Transfer Stations: Wastes Handled 1998

	Municipality	County	Tons
Herrin Solid Waste ¹	Herrin	Williamson	40,823
Marion Transfer Station	Marion	Williamson	20,360
Mt. Vernon Transfer Stn.	Mt. Vernon	Jefferson	17,450
Total			78,633

¹Inactive since Dec. 1998.

. . . and compost facilities also handled more waste

Two of the region's compost facilities reported handling a little less than 2000 tons of landscape waste, which translates to less than one percent of municipal wastes that entered Region Seven's landfills in 1997, a 500 ton increase from 1996.

Compost Facilities: Wastes Accepted 1998

	Municipality	County	Tons
Mt. Carmel ¹	Mt. Carmel	Wabash	928
New Earth	Carterville	Williamson	891
Total			1,819

¹Site inactive; permit application under review.

Region Seven: Southern Illinois

Average recycling rate is 11 percent

The Agency does not regulate recycling nor does it possess any mechanism to compel county recycling coordinators to respond to Agency surveys seeking current recycling rates, or otherwise attest to the viability of local recycling programs.

Recycling rates in Southern Illinois were the lowest of all seven regions. Rates ranged from one percent to a high of 23 percent, yielding a multiyear average of 11 percent. Recycling rates in all other regions were in the 20 to 30 percent range, with the highest of these being 32 percent and the lowest 23 percent.

Thirteen of 22 counties in the region offered data prior to 1998. The average recycling rate for counties reporting 1998 data was above the region's multi-year average.◆

Municipal Wastes Recycled

County	Estimated Population as of 7-1-98	Waste Generated		Waste Recycled	
		Tons	PCD	Tons	Percent
Alexander	10,585	10,585	5.8	463	4
Clay	14,450	12,778	4.7	2,989	23
Edwards	6,950	5,819	4.6	1,260	21
Franklin ¹	40,679	35,739	4.8	4,063	11
Gallatin	6,909	3,783	3	3	1
Hamilton	8,621	N/A	N/A	N/A	N/A
Hardin	5,189	5,487	5.8	226	4
Jackson ^{1&2}	61,154	60,642	5.4	10,029	17
Jefferson	38,966	41,465	5.8	3,380	8
Johnson	13,074	13,153	5.8	484	4
Lawrence	15,622	13,114	4.6	1,698	13
Massac	15,420	15,428	5.8	642	4
Perry	21,368	16,430	4.2	1,847	11
Pope	4,681	6,826	5.8	191	4
Pulaski	7,209	7,492	5.8	328	4
Richland	16,843	14,111	4.6	1,793	13
Saline	26,551	14,536	3	2,441	17
Union	18,037	18,182	5.8	766	4
Wabash	12,731	14,518	6.1	2,955	20
Wayne	17,241	12,271	3.9	1,020	8
White	16,522	9,950	3.3	143	2
Williamson	61,163	47,595	4.4	4,965	9
Totals	439,965	379,904	4.7	41,686	11%³

¹ Has residential recycling ordinance.

² Has commercial recycling ordinance.

³ Regional average

Municipal Waste Management Plans

The Solid Waste Planning and Recycling Act required all Illinois counties and the city of Chicago to develop, adopt and implement 20-year municipal waste management plans.

Plans include programs and recommendations to achieve solid waste management goals, which typically include waste reduction, recycling, incineration and landfilling as program options.

The law requires each plan to include a program designed to recycle 15 percent of municipal wastes by the end of the third year of the program and 25 percent of municipal wastes by the end of the fifth year, depending upon the availability of markets.

Every five years each plan must identify changes in planning areas, evaluate progress in plan implementation and, if necessary, revise plan recommendations and goals. The county also has the option of updating its solid waste generation rate. The plan is then submitted to the Illinois EPA for review and comment.

No five year plan updates have been adopted.

Questions concerning these plans and their availability should be directed to the appropriate local administrators listed in Appendix K.

Details concerning Region Seven landfills, transfer stations, and compost facilities follow on pages R7.6 through R7.14

Lawrence County Regional Landfill (new)

County	Lawrence
Municipality	Bridgeport
Location	Illinois Route 250, Road 550E
Location ☎	888-936-9400
Hours of operation	Mon.-Fri.: 7 a.m. - 4 p.m.; Sat.: 7 a.m.- noon
Wastes accepted	Municipal, nonhazardous special
Tipping fee	\$30 per ton
Owner	Lawrence County Disposal Centre Inc.
Operator	S & S Grading of Illinois Inc.*

*A subsidiary of Eastern Environmental Services Inc.

Facility Facts

Identification number	1010100002
Design capacity, airspace cu.yds.	5,700,000
Total permitted landfill area, acres	75
Permitted disposal area, acres	42
Highest permitted elevation, feet (msl)	620
Leachate monitoring stations	1
Groundwater monitoring wells	23
Methane collection system	None
Years remaining, estimated by landfill	37
Date/year to open C date/year to close	4-1-98 - 2036

Wastes Received: 1996, 1997, 1998

	<u>TOTAL WASTES ACCEPTED</u>			<u>OUT OF STATE WASTES ACCEPTED</u>		
	gate cu. yds	tons	tons/day	gate cu/yds.	tons	% of total
1996	0	0	0	0	0	0
1997	0	0	0	0	0	0
1998	226,320	68,582	264	45,398	13,757	20

1997 State of Origin: N/A 1998 State of Origin: Indiana, Kentucky

Remaining Capacities: Jan. 1, 1998, and Jan. 1, 1999

1998 certified gate cu. yds. (tons)	9,576,000*	(2,902,000)
1999 certified gate cu. yds. (tons)	9,350,000	(2,833,000)

*Landfill certification form submitted 5-12-98, after landfill opened.

Audits and Inspections

Solid Waste Mgt. Fees paid in 1998	\$69,286
Last audited by Illinois EPA	N/A
Facility inspected by	Illinois EPA, Marion Regional Office

Contacts

Owner

Lawrence County Disposal Centre Inc.
2628 Linwood Drive
Vincennes, Ind. 47591
☎ 812-886-5581

Operator

S & S Grading of Illinois Inc.*
Rural Route 3, Box 892, P.O. Box 147
Sumner, Ill. 62466
☎ 888-936-9400

*A subsidiary of Eastern Environmental Services Inc., 110 Lee St. West, Charleston, W.Va. 25302 * 304-345-6911

Saline County Landfill

County	Saline
Municipality	Harrisburg
Location	5000 Whitesville Road
Location ☎	N/A
Hours of operation	Mon.-Fri.: 7 a.m. - 4 p.m.; Sat.: 8 a.m. - 11 a.m.
Wastes accepted	Municipal, nonhazardous special
Tipping fee	\$32.02 per ton
Owner	Saline County Landfill Inc.*
Operator	Saline County Landfill Inc.

*A subsidiary of USA Waste Services Inc./Waste Management Inc. Midwest

Facility Facts

Identification number	1658080001
Design capacity, airspace cu.yds.	946,000
Total permitted landfill area, acres	30
Permitted disposal area, acres	21
Highest permitted elevation, feet (msl)	478
Leachate monitoring stations	7
Groundwater monitoring wells	35
Methane collection system	None
Years remaining, estimated by landfill	2
Date/year to open C date/year to close	9-16-83 - 2001

*Local siting granted in 1997 for a 4.6-million-cubic- yard expansion that could extend landfill life by 21 years.

Wastes Received: 1996, 1997, 1998

	<u>TOTAL WASTES ACCEPTED</u>			<u>OUT OF STATE WASTES ACCEPTED</u>		
	gate cu. yds	tons	tons/day	gate cu/yds.	tons	% of total
1996	292,216	88,550	341	292	89	<1
1997	422,000	127,879	492	23	7	<1
1998	334,587	101,390	390	0	0	0

1997 State of Origin: Missouri 1998 State of Origin: Illinois only

Remaining Capacities: Jan. 1, 1998, and Jan. 1, 1999

1998 certified gate cu. yds. (tons)	946,000	(287,000)
1999 certified gate cu. yds. (tons)	737,000	(223,000)

Audits and Inspections

Solid Waste Mgt. Fees paid in 1998	\$94,454
Last audited by Illinois EPA	2-10-98
Facility inspected by	Illinois EPA, Marion Regional Office

Contacts

Owner	Operator
Saline County Landfill Inc.* 5000 Whitesville Road Harrisburg, Ill. 62946 ☎ 618-252-0237	Saline County Landfill Inc. 5000 Whitesville Road Harrisburg, Ill. 62946 ☎ 618-252-0237

*A subsidiary of USA Waste Services Inc./Waste Management Inc. Midwest, 1001 Fannin, Suite 4000, Houston, Texas 77002 * 713-512-6200

Southern Illinois Regional Landfill

County	Jackson
Municipality	DeSoto
Location	1540 Landfill Road
Location ☎	618-867-2356
Hours of operation	Mon.-Fri.: 6:30 a.m. - 4 p.m.; Sat.: 6:30 a.m. - noon
Wastes accepted	Municipal, nonhazardous special
Tipping fee	\$7.50 per cubic yard
Owner	Southern Illinois Regional Landfill Inc.*
Operator	Southern Illinois Regional Landfill Inc.

*A subsidiary of Republic Industries Inc.

Facility Facts

Identification number	0770200002
Design capacity, airspace cu.yds.	6,800,000*
Total permitted landfill area, acres	147
Permitted disposal area, acres	113
Highest permitted elevation, feet (msl)	525
Leachate monitoring stations	6
Groundwater monitoring wells	51
Methane collection system	Gas-to-energy (planned)
Years remaining, estimated by landfill	9
Date/year to open C date/year to close	1975 - 2007

*Includes 4.4-million-cubic-yard area under construction, which is expected to extend landfill life by 10 years.

Wastes Received: 1996, 1997, 1998

	<u>TOTAL WASTES ACCEPTED</u>			<u>OUT OF STATE WASTES ACCEPTED</u>		
	gate cu. yds	tons	tons/day	gate cu/yds.	tons	% of total
1996	845,462	256,201	985	541,319	164,036	64
1997	1,076,890	326,330	1,255	272,012	82,428	25
1998	836,430	253,464	975	257,002	77,879	31

1997 State of Origin: Kentucky and Missouri 1998 State of Origin: Kentucky, Missouri

Remaining Capacities: Jan. 1, 1998, and Jan. 1, 1999

1998 certified gate cu. yds. (tons)	11,833,000	(3,586,000)
1999 certified gate cu. yds. (tons)	7,431,000	(2,252,000)

Audits and Inspections

Solid Waste Mgt. Fees paid in 1998	\$238,383
Last audited by Illinois EPA	8-25-98
Facility inspected by	Jackson County Health Department & Ill. EPA, Marion Reg. Office

Contacts

Owner	Operator
Southern Illinois Regional Landfill Inc.* 1540 Landfill Road DeSoto, Ill. 62924 ☎ 618-867-2356	Southern Illinois Regional Landfill Inc. 1540 Landfill Road DeSoto, Ill. 62924 ☎ 618-867-2356

*A subsidiary of Republic Industries Inc., 1105 E. 6th St., 28th Floor, Fort Lauderdale, Fla. 33301 * 954-713-5200

Wayne County Landfill, Ill. Inc.

County	Wayne
Municipality	Fairfield
Location	Illinois State Route 15 W, Rural Route 1
Location ☎	N/A
Hours of operation	Mon.-Fri.: 7 a.m. - 3 p.m.; Sat.: 7 a.m. - 11 a.m.
Wastes accepted	Municipal, nonhazardous special
Tipping fee	\$26 per ton
Owner	Wayne County Landfill, Ill. Inc.*
Operator	Wayne County Landfill, Ill. Inc.*

*A subsidiary of Allied Waste Industries Inc.

Facility Facts

Identification number	1918040003
Design capacity, airspace cu.yds.	N/A
Total permitted landfill area, acres	183
Permitted disposal area, acres	83
Highest permitted elevation, feet (msl)	530
Leachate monitoring stations	4
Groundwater monitoring wells	32
Methane collection system	Flares (planned)
Years remaining, estimated by landfill	29
Date/year to open C date/year to close	1989 - 2021

Wastes Received: 1996, 1997, 1998

	<u>TOTAL WASTES ACCEPTED</u>			<u>OUT OF STATE WASTES ACCEPTED</u>		
	gate cu. yds	tons	tons/day	gate cu/yds.	tons	% of total
1996	348,345	105,559	295	696	211	<1
1997	331,474	100,447	386	1,684	510	1
1998	365,560	110,776	426	601	182	<1

1997 State of Origin: Indiana, Missouri 1998 State of Origin: Indiana

Remaining Capacities: Jan. 1, 1998, and Jan. 1, 1999

1998 certified gate cu. yds. (tons)	11,071,000	(3,355,000)
1999 certified gate cu. yds. (tons)	10,644,000	(3,225,000)

Audits and Inspections

Solid Waste Mgt. Fees paid in 1998	\$98,937
Last audited by Illinois EPA	8-28-97
Facility inspected by	Wayne County Health Department & Ill. EPA, Marion Reg. Office

Contacts

Owner

Wayne County Landfill, Ill. Inc.*
P.O. Box 391
Fairfield, Ill. 62837
☎ 618-842-4294

Operator

Wayne County Landfill, Ill. Inc.*
P.O. Box 391
Fairfield, Ill. 62837
☎ 618-842-4294

*A subsidiary of Allied Waste Industries Inc., 15880 N. Greenway Hayden Loop, Suite 100, Scottsdale, Ariz. 85260 * 602-423-2946. Regional office: 13570 St. Charles Rock Road, Bridgeton, Mo. 63044 * 314-739-1919

Herrin Solid Waste Transfer Station (inactive)*

County	Williamson
Municipality	Herrin
Location	Cemetery Road & College Street
Location ☎	N/A
Hours of operation	Mon. - Fri.: 6 a.m. - 3 p.m.; Sat.: 8 a.m. - 11:30 a.m.
Wastes accepted	Municipal
Tipping fee	\$36.30/ton
Owner	City of Herrin
Operator	Southern Illinois Transfer Stations Inc.

*Inactive since Dec. 1998.

Facility Facts

Identification number	1990400014
Opened, year	1994
Facility acreage	3.4

Wastes Received: 1996, 1997, 1998

	<u>Tons per year</u>	<u>Tons per day (average)</u>
1996	54,810	211
1997	54,810	211
1998	40,823	145

Inspections

Facility inspected by	Illinois EPA, Marion Regional Office
------------------------------	--------------------------------------

Contacts

Owner

City of Herrin
300 N. Park Ave.
Herrin, Ill. 62948
☎ 618-942-6166

Operator

Southern Illinois Transfer Stations Inc.
716 Skyline Dr.
Marion, Ill. 62959
☎ 618-997-9561

Marion Transfer Station

County	Williamson
Municipality	Marion
Location	1410 W. Longstreet Road
Location ☎	618-549-0422
Hours of operation	Mon. - Fri.: 8 a.m. - 4 p.m.; Sat.: 8 a.m. - noon
Wastes accepted	Municipal
Tipping fee	\$28.50/ton
Owner	City of Marion
Operator	Continental Waste Industries of Illinois Inc.*

*A subsidiary of Republic Industries Inc.

Facility Facts

Identification number	1998560011
Opened, year	1987
Facility acreage	2.9

Wastes Received: 1996, 1997, 1998

	<u>Tons per year</u>	<u>Tons per day (average)</u>
1996	5,220	20
1997	10,923	36
1998	20,360	69

Inspections

Facility inspected by	Illinois EPA, Marion Regional Office
------------------------------	--------------------------------------

Contacts

Owner	Operator
City of Marion 100 Tower Square Plaza Marion, Ill. 62959 ☎ 618-997-2592	Continental Waste Industries of Illinois Inc.* 1540 Landfill Road DeSoto, Ill. 62954 ☎ 618-867-2356

*A subsidiary of Republic Industries Inc., 450 E. Las Olas Blvd., Ft. Lauderdale, Fla. 33301 * 954-713-5200

Mt. Vernon Transfer Station

County	Jefferson
Municipality	Mt. Vernon
Location	1106 Rackaway
Location ☎	618-242-3654
Hours of operation	Mon. - Fri.: 6 a.m. - 10 p.m.; Sat.: 7 a.m. - 1 p.m.
Wastes accepted	Municipal
Tipping fee	\$28.50/ton
Owner	Republic Services*
Operator	Continental Waste Industries of Illinois Inc.

*A subsidiary of Republic Industries Inc.

Facility Facts

Identification number	0818100011
Opened, year	1985
Facility acreage	7.81

*Restricted to wastes generated within Mt. Vernon's city limits.

Wastes Received: 1996, 1997, 1998

	<u>Tons per year</u>	<u>Tons per day (average)</u>
1996	20,880	80
1997	22,212	72
1998	17,450	59

Inspections

Facility inspected by	Illinois EPA, Marion Regional Office
------------------------------	--------------------------------------

Contacts

Owner	Operator
Republic Services 110 S.E. 6th St., 28th Floor Ft. Lauderdale, Fla. 33301 ☎ 954-769-7200	Continental Waste Industries of Illinois Inc. 1540 Landfill Road DeSoto, Ill. 62954 ☎ 618-867-2356

*A subsidiary of Republic Industries Inc., 110 S.E. 6th St., 28th Floor, Ft. Lauderdale, Fla. 33301 * 954-713-5200

Mt. Carmel Compost Facility (Inactive)

County	Wabash
Municipality	Mt. Carmel
Location	220 S. Stadium Road
Location ☎	618-262-4822
Hours of operation	N/A
Wastes Accepted	Grass, Leaves, Brush
Owner	City of Mt. Carmel
Operator	City of Mt. Carmel

Facility Facts

Identification number	1850200017
Date/Year Open - Date/Year Closed	5-18-90 -
Permit Expires	Permit application under review
Facility Inspected By	Illinois EPA, Marion Regional Office

Landscape Waste Received (cu. yds): 1997 & 1998

	Grass cu. yds.	Leaves cu. yds.	Brush cu. yds.
1997	182	1,506	3,696
1998	184	1,300	4,083

Total Landscape Waste Received (tons): 1997 & 1998

1997 tons per year	910
1998 tons per year	928

1998 Amounts Used/Sold (cubic yards)

	Composted	Chipped/Shredded
Land Reclamation	0	3,873
Daily Landfill Cover	0	0
Final Landfill Cover	0	0
Landscaping	157	176
Land Application at Agronomic Rates	1,183	0
Other	0	0
TOTAL	1,340	4,049

Contacts

Owner

City of Mt. Carmel
219 Market St.
Mt. Carmel, Ill. 62863
☎ 618-262-4822

Operator

City of Mt. Carmel
219 Market St.
Mt. Carmel, Ill. 62863
☎ 618-262-4822

New Earth

County	Williamson
Municipality	Carterville
Location	Route 3, Box 6A
Location ☎	618-985-5007
Hours of operation	N/A
Wastes Accepted	Grass, Leaves, Brush
Owner	New Earth
Operator	New Earth

Facility Facts

Identification number	1998520006
Date/Year Open - Date/Year Closed	4-4-90 -
Permit Expires	4-4-03
Facility Inspected By	Illinois EPA, Marion Regional Office

Landscape Waste Received (cu. yds): 1997 & 1998

	Grass cu. yds.	Leaves cu. yds.	Brush cu. yds.
1997	350	4,456	550
1998	425	3,223	510

Total Landscape Waste Received (tons): 1997 & 1998

1997 tons per year	1,114
1998 tons per year	891

1998 Amounts Used/Sold (cubic yards)

	Composted	Chipped/Shredded
Land Reclamation	0	0
Daily Landfill Cover	0	0
Final Landfill Cover	0	0
Landscaping	320	0
Land Application at Agronomic Rates	0	0
Other	0	0
TOTAL	320	0

Contacts

Owner

New Earth
Route 3, Box 6A
Carterville, Ill. 62918
☎ 618-985-5007

Operator

New Earth
Route 3, Box 6A
Carterville, Ill. 62918
☎ 618-985-5007

**Solid Waste Landfill
Owners and Operators
Alphabetic by Facility**

Appendix A: Solid Waste Landfill Owners and Operators

	Municipality	Owner	Operator	Status	Page
American Disp. Serv. Landfill	Bloomington	American Disposal Services of Illinois	American Disposal Services of Illinois	A	R4.6
Beecher Development Co. LF	Beecher	Beecher Development Co.	John Sexton Contractors Co.	IA	R2.9
BFI Modern Landfill	Belleville	BFI Wst. Stms. of North America Inc. ¹	BFI Wst. Stms. of North America Inc. ¹	C	R6.6
Brickyard Disp. & Recyc.	Danville	Brickyard Disp. & Recyc. ³	Brickyard Disp. & Recyc. ³	A	R4.7
CDT Landfill	Joliet	CDT Landfill Corp.	CDT Landfill Corp.	A	R2.10
CID Recyc. & Disp. Facility #3	Chicago	Waste Management of Illinois Inc.	Waste Management of Illinois Inc.	A	R2.11
CID Recyc. & Disp. Facility #4	Calumet City	Waste Management of Illinois Inc.	Waste Management of Illinois Inc.	A	R2.12
Clinton Landfill #2	Clinton	Clinton Landfill #2 Inc. ²	Clinton Landfill #2 Inc. ²	A	R4.8
Coles County Landfill	Charleston	ERC/Coles County Landfill ³	ERC/Coles County Landfill ³	A	R4.9
Community Landfill	Morris	City of Morris	Community Landfill Co.	A	R2.13
Congress Development Co. Landfill	Hillside	Congress Development Co.	John Sexton Sand & Gravel Corp.	A	R2.14
Cottonwood Hills RDF	Marissa	Village of Marissa	Waste Management of Illinois Inc.	UD	R6.7
Countryside Landfill	Grayslake	Countryside Landfill	Countryside Landfill	A	R2.15
D & L Landfill	Greenville	D & L Landfill Inc.	D & L Landfill Inc.	A	R6.8
DeKalb County Landfill	DeKalb	Waste Management of Illinois Inc.	Waste Management of Illinois Inc.	A	R1.6
Dixon/GROP Landfill #2	Dixon	City of Dixon	Allied Waste Industries of Illinois Inc. ³	C	R1.7
Envirofil of Illinois Landfill	Macomb	Envirofil of Illinois Inc. ⁷	Envirofil of Illinois Inc. ⁷	A	R3.6
Environtech Landfill	Morris	Environtech Inc.	Environtech Inc.	A	R2.16
Five Oaks Recyc. & Disp. Facility	Taylorville	Waste Management of Illinois Inc.	Waste Management of Illinois Inc.	A	R5.6
Freeport Municipal Landfill #4	Freeport	City of Freeport	City of Freeport	A	R1.8
Greene Valley Landfill	Naperville	Forest Preserve Dist. of DuPage Co.	Waste Management of Illinois Inc.	C	R2.17
Henry County Landfill #2	Atkinson	Atkinson Landfill Co.	Atkinson Landfill Co.	C	R3.7
Illinois Landfill	Hoopeston	Illinois Landfill Inc. ³	Illinois Landfill Inc. ³	A	R4.10
Kankakee Recyc. & Disp. Facility	Chebanse	Waste Management of Illinois Inc.	Waste Management of Illinois Inc.	A	R2.18
Knox County Landfill #3	Oneida	Knox County Landfill Committee	Knox County Landfill #3	A	R3.8
Lake County Grading Co. LF	Libertyville	Lake County Grading Co.	Lake County Grading Co.	C	R2.19
Land & Lakes #3/Harbor View LF	Chicago	Stony Island Reclamation Co. ⁴	Land & Lakes Co.	C	R2.20
LandComp Landfill	Ottawa	LandComp Corp.	LandComp Corp.	N	R1.9
Landfill 33	Effingham	Landfill 33 Ltd.	Richard Deibel	A	R4.11
Laraway Recyc. & Disp. Facility	Elwood	Waste Management of Illinois Inc.	Waste Management of Illinois Inc.	A	R2.21
Lawrence County Regional LF	Bridgeport	Lawrence County Disposal Centre Inc.	S & S Grading of Illinois Inc. ⁵	N	R7.6
Lee County Landfill	Dixon	Lee County Landfill Inc. ³	Lee County Landfill Inc. ³	N	R1.10
Litchfield-Hillsboro Landfill	Litchfield	Litchfield-Hillsboro Landfill	Litchfield-Hillsboro Landfill	A	R5.7
Livingston Landfill	Pontiac	American Disposal Services of Illinois	American Disposal Services of Illinois	A	R4.12
Macon County Landfill	Decatur	Macon County Landfill Corp.	Macon County Landfill Corp.	A	R4.13
Mallard Lake Landfill	Hanover Park	Forest Preserve Dist. of DuPage Co.	BFI Wst. Stms. of North America Inc. ¹	C	R2.22
Milam Recyc. & Disp. Facility	East St. Louis	Waste Management of Illinois Inc.	Waste Management of Illinois Inc.	A	R6.9
Orchard Hills Landfill	Davis Junction	BFI Wst. Stms. of North America Inc. ¹	BFI Wst. Stms. of North America Inc. ¹	N	R1.11
Pekin Landfill	Pekin	Ron Boerema	Ron Boerema	C	R3.9
Peoria City/County Landfill #1	Edwards	City and County of Peoria	Peoria City/County Landfill Inc. ²	C	R3.10
Peoria City/County Landfill #2	Brimfield	City and County of Peoria	Waste Management of Illinois Inc.	N	R3.11
Peoria Disposal Co. #1	Peoria	Peoria Disposal Co.	Peoria Disposal Co.	A	R3.12
Pike County Landfill	Baylis	Pike County Landfill Inc. ²	Pike County Landfill Inc. ²	A	R5.8
Prairie Hill Recycling and Disp. Facility	Morrison	Whiteside County	Waste Management of Illinois Inc.	A	R1.12
Quad Cities Landfill	Milan	BFI Wst. Stms. of North America Inc. ¹	BFI Wst. Stms. of North America Inc. ¹	A	R3.13
RCS Landfill	Jerseyville	RCS Inc.	RCS Inc.	A	R5.9
River Bend Prairie Landfill	Dolton	Land & Lakes Co.	Land & Lakes Co.	A	R2.23
Rochelle Municipal Landfill #2	Dement Twp.	City of Rochelle	Rochelle Waste Disposal LLC	A	R1.13

Appendix A: Solid Waste Landfill Owners and Operators

	Municipality	Owner	Operator	Status	Page
Roxana Landfill Authority	Roxana	Roxana Landfill Authority Inc. ³	Roxana Landfill Authority Inc. ³	A	R6.10
Salem Municipal Landfill #2	Salem	City of Salem	City of Salem	A	R6.11
Saline County Landfill	Harrisburg	Saline County Landfill Inc. ⁷	Saline County Landfill Inc. ⁷	A	R7.7
Sangamon Valley Landfill	Springfield	E.S.G. Watts Inc.	E.S.G. Watts Inc.	IA	R5.10
Settler's Hill Recyc. & Disp. Facility	Batavia	Kane County	Waste Management of Illinois Inc.	A	R2.24
South Chain of Rocks RDF-Phase 2	Granite City	Waste Management of Illinois Inc.	Waste Management of Illinois Inc.	A	R6.12
Southern Illinois Regional Landfill	DeSoto	Southern Illinois Regional Landfill Inc. ⁶	Southern Illinois Regional Landfill Inc. ⁶	A	R7.8
Spoon Ridge Landfill	Fairview	BFI Wst. Stms. of North America Inc. ¹	BFI Wst. Stms. of North America Inc. ¹	IA	R3.14
States Land Improvement #2	Ottawa	States Land Improvement Corp.	States Land Improvement Corp.	C	R1.14
Streator Area Landfill #3	Streator	Streator Area Landfill Inc. ³	Streator Area Landfill Inc. ³	A	R4.14
Tazewell Recyc. & Disp. Facility	East Peoria	Waste Management of Illinois Inc.	Waste Management of Illinois Inc.	A	R3.15
Upper Rock Island County Landfill	East Moline	Upper Rock Island County Landfill Inc. ³	Upper Rock Island County Landfill Inc. ³	A	R3.16
Watts Landfill	Taylor Ridge	E.S.G. Watts Inc.	E.S.G. Watts Inc.	IA	R3.17
Wayne County Landfill, Ill. Inc.	Fairfield	Wayne County Landfill, Ill. Inc. ³	Wayne County Landfill, Ill. Inc. ³	A	R7.9
Western Lion Landfill	Charleston	Western Lion Ltd.	Western Lion Ltd.	C	R4.15
Wheatland Prairie RDF	Plainfield	Waste Management of Illinois Inc.	Waste Management of Illinois Inc.	A	R2.25
Winnebago Reclamation Service	Rockford	Winnebago Reclamation Service Inc.	Winnebago Reclamation Service Inc.	A	R1.15
Winthrop Harbor/BFI #1-Phase B	Zion	BFI Wst. Stms. of North America Inc. ¹	BFI Wst. Stms. of North America Inc. ¹	C	R2.26
Woodland Recyc. & Disp. Facility	South Elgin	Waste Management of Illinois Inc.	Waste Management of Illinois Inc.	A	R2.27
Zion Landfill	Zion	BFI Wst. Stms. of North America Inc. ¹	BFI Wst. Stms. of North America Inc. ¹	N	R2.28

¹ A subsidiary of Browning-Ferris Industries Inc.

² A subsidiary of Peoria Disposal Co.

³ A subsidiary of Allied Waste Industries Inc.

⁴ An affiliate of Land & Lakes Co.

⁵ A subsidiary of Eastern Environmental Services Inc.

⁶ A subsidiary of Republic Industries Inc.

⁷ A subsidiary of USA Waste Services Inc./Waste Management Inc. Midwest

Status: A = Active C = Closed IA = Inactive N = New (opened in 1998) UD = Under Development

**Solid Waste Landfill
Owners and Operators
Alphabetic by County**

Appendix B: Solid Waste Landfill Owners and Operators

County Municipality	Facility Identification No.	Owner	Operator
Bond Greenville	D & L Landfill 0050050001	D & L Landfill Inc. Rural Route 3, Box 59, 900 Willard St. Greenville, Ill. 62246 618-664-2587	D & L Landfill Inc. Rural Route 3, Box 59, 900 Willard St. Greenville, Ill. 62246 618-664-2587
Christian Taylorville	Five Oaks Recycling and Disposal Facility 0218160006	Waste Management of Illinois Inc. 890 E. 1500 N. Road Taylorville, Ill. 62568 217-824-3942	Waste Management of Illinois Inc. 890 E. 1500 N. Road Taylorville, Ill. 62568 217-824-3942
Coles Charleston	Coles County Landfill 0298050007	ERC/Coles County Landfill 601 E. Brickyard Road Danville, Ill. 61832 217-442-8139	ERC/Coles County Landfill West Illinois Route 316, P.O. Box 31 Charleston, Ill. 61920 217-354-7414
Coles Charleston	Western Lion Landfill 0298050006 (closed 1-20-96)	Western Lion Ltd. Box 682 Charleston, Ill. 61920 217-345-9505	Western Lion Ltd. Box 682 Charleston, Ill. 61920 217-345-9505
Cook Calumet City/ Chicago	CID Recycling and Disposal Facility #3 0316000030	Waste Management of Illinois Inc. P.O. Box 1309 Calumet City, Ill. 60409 773-646-3099	Waste Management of Illinois Inc. P.O. Box 1309 Calumet City, Ill. 60409 773-646-3099
Cook Calumet City/ Chicago	CID Recycling and Disposal Facility #4 0310390001	Waste Management of Illinois Inc. P.O. Box 1309 Calumet City, Ill. 60409 773-646-3099	Waste Management of Illinois Inc. P.O. Box 1309 Calumet City, Ill. 60409 773-646-3099
Cook Hillside	Congress Development Co. Landfill 0318170002	Congress Development Co. 1815 S. Wolf Road Hillside, Ill. 60162 708-547-3703	John Sexton Sand & Gravel Corp. 1815 S. Wolf Road Hillside, Ill. 60162 708-547-3703
Cook Chicago	Land & Lakes #3/ Harbor View Landfill 0316000034 (closed 10-16-98)	Stony Island Reclamation Co. 123 N. Northwest Highway, P.O. Box 778 Park Ridge, Ill. 60068 847-825-5000	Land & Lakes Co. 123 N. Northwest Highway, P.O. Box 778 Park Ridge, Ill. 60068 847-825-5000
Cook Dolton	River Bend Prairie Landfill 0310690003	Land & Lakes Co. 123 N. Northwest Highway, P.O. Box 778 Park Ridge, Ill. 60068 847-825-5000	Land & Lakes Co. 123 N. Northwest Highway, P.O. Box 778 Park Ridge, Ill. 60068 847-825-5000
DeKalb DeKalb	DeKalb County Landfill 0378020001	Waste Management of Illinois Inc. 18370 Somonauk Road DeKalb, Ill. 60115 815-758-6906	Waste Management of Illinois Inc. 18370 Somonauk Road DeKalb, Ill. 60115 815-758-6906
DeWitt Clinton	Clinton Landfill #2 0398080007	Clinton Landfill #2 Inc. P.O. Box 9071 Peoria, Ill. 61612 309-676-4893	Clinton Landfill #2 Inc. P.O. Box 9071 Peoria, Ill. 61612 309-676-4893
DuPage Naperville	Greene Valley Landfill 0438030001 (closed 8-31-96)	Forest Preserve Dist. of DuPage County 9 S. 610 Greene Road Naperville, Ill. 60565 630-904-1010	Waste Management of Illinois Inc. 9 S. 610 Greene Road Naperville, Ill. 60540 630-904-1010
DuPage Hanover Park	Mallard Lake Landfill 0438010004 (closed 3-9-99)	Forest Preserve Dist. of DuPage County 26 W. 580 Schick Road Hanover Park, Ill. 60103 630-894-9000	BFI Wst. Stms. of North America Inc. 26 W. 580 Schick Road Hanover Park, Ill. 60103 630-894-9000
Effingham Effingham	Landfill 33 0498100007	Landfill 33 Ltd. 715 S. First Effingham, Ill. 62401 217-342-2803	Richard Deibel 804 Glenwood Effingham, Ill. 62401 217-342-3747

Appendix B: Solid Waste Landfill Owners and Operators

County Municipality	Facility Identification No.	Owner	Operator
Fulton Fairview	Spoon Ridge Landfill 0578080002 (inactive 6-30-98)	BFI Wst. Stms. of North America Inc. Route 1, Highway 97 North Fairview, Ill. 61432 309-778-2787	BFI Wst. Stms. of North America Inc. Route 1, Highway 97 North Fairview, Ill. 61432 309-778-2787
Grundy Morris	Community Landfill 0630600001	City of Morris 320 Wauponsee St. Morris, Ill. 60450 815-942-0103	Community Landfill Co. 13901 S. Ashland Ave. Riverdale, Ill. 60827 708-388-9910
Grundy Morris	Environtech Landfill 0638140002	Environtech Inc. 1800 N. Ashley Road Morris, Ill. 60450 815-942-1800	Environtech Inc. 1800 N. Ashley Road Morris, Ill. 60450 815-942-1800
Henry Atkinson	Henry County Landfill #2 0730200003 (closed since 6-16-97)	Atkinson Landfill Co. 200 N. Talman Ave. Chicago, Ill. 60612 773-638-7676	Atkinson Landfill Co. 200 N. Talman Ave. Chicago, Ill. 60612 773-638-7676
Jackson DeSoto	Southern Illinois Regional Landfill 0770200002	Southern Illinois Regional Landfill Inc. 1540 Landfill Road DeSoto, Ill. 62924 618-867-2356	Southern Illinois Regional Landfill Inc. 1540 Landfill Road DeSoto, Ill. 62924 618-867-2356
Jersey Jerseyville	RCS Landfill 0830250012	RCS Inc. 1336 Crystal Lake Road Jerseyville, Ill. 62052 618-656-6912	RCS Inc. 1336 W. Crystal Lake Road Jerseyville, Ill. 62052 618-656-6912
Kane Batavia	Settler's Hill Recycling and Disposal Facility 0890100009	Kane County 719 S. Batavia Ave. Geneva, Ill. 60134 630-208-5173	Waste Management of Illinois Inc. 1031 E. Fabyan Parkway Batavia, Ill. 60510 630-232-7664
Kane South Elgin	Woodland Recycling and Disposal Facility 0894830005	Waste Management of Illinois Inc. 7 N. 500 Route 25 South Elgin, Ill. 60177 630-232-7664	Waste Management of Illinois Inc. 7 N. 500 Route 25 South Elgin, Ill. 60177 630-232-7664
Kankakee Chebanse	Kankakee Recycling and Disposal Facility 0910550006	Waste Management of Illinois Inc. 6000 South Road Chebanse, Ill. 60922 815-937-5539	Waste Management of Illinois Inc. 6000 South Road Chebanse, Ill. 60922 815-937-5539
Knox Oneida	Knox County Landfill #3 0958160003	Knox County Landfill Committee Knox County Courthouse Galesburg, Ill. 61401 309-341-0901	Knox County Landfill #3 P.O. Box 407 Wataga, Ill. 61448 309-341-0901
Lake Grayslake	Countryside Landfill 0970250003	Countryside Landfill 31725 N. Route 83 Grayslake, Ill. 60030 847-223-2722	Countryside Landfill 31725 N. Route 83 Grayslake, Ill. 60030 847-223-2722
Lake Libertyville	Lake County Grading Co. Landfill 0970900001 (closed 8-22-96)	Lake County Grading Co. Routes 21 and 120, Box I Libertyville, Ill. 60048 847-362-2590	Lake County Grading Co. Routes 21 and 120, Box I Libertyville, Ill. 60048 847-362-2590
Lake Zion	Winthrop Harbor/ BFI #1 - Phase B 0978020001 (closed 7-18-97)	BFI Wst. Stms. of North America Inc. 701 Green Bay Road Zion, Ill. 60099 847-746-5777	BFI Wst. Stms. of North America Inc. 701 Green Bay Road Zion, Ill. 60099 847-746-5777
Lake Zion	Zion Landfill 0978020002 (opened 5-26-98)	BFI Wst. Stms. of North America Inc. 701 Green Bay Road Zion, Ill. 60099 847-731-5110	BFI Wst. Stms. of North America Inc. 701 Green Bay Road Zion, Ill. 60099 847-731-5110

Appendix B: Solid Waste Landfill Owners and Operators

County Municipality	Facility Identification No.	Owner	Operator
LaSalle Ottawa	LandComp Landfill 0990808103 (new, opened 11-6-98)	LandComp Corp. P.O. Box 520 Ottawa, Ill. 61350 815-434-1808	LandComp Corp. P.O. Box 520 Ottawa, Ill. 61350 815-434-1808
LaSalle Ottawa	States Land Improvement #2 0990800017 (closed 9-18-97)	States Land Improvement Corp. Box 520 Ottawa, Ill. 61350-0520 815-434-1808	States Land Improvement Corp. Box 520 Ottawa, Ill. 61350-0520 815-434-1808
Lawrence Bridgeport	Lawrence County Regional Landfill 1010100002 (opened 4-1-98)	Lawrence County Disposal Centre Inc. 2628 Linwood Drive Vincennes, Ind. 47591 812-886-5581	S & S Grading of Illinois Inc. Rural Route 3, Box 892, P.O. Box 147 Sumner, Ill. 62466 888-936-9400
Lee Dixon	Dixon/GROP Landfill #2 1038010002 (closed, ceased accepting waste 12-23-98)	City of Dixon 121 W. Second St. Dixon, Ill. 61021 815-288-1485	Allied Waste Industries of Illinois Inc. 1279 N. Bataan Road Dixon, Ill. 61021 815-288-4607
Lee Dixon	Lee County Landfill 1030205110 (new, opened 11-11-98)	Lee County Landfill Inc. 1214 S. Bataan Road Dixon, Ill. 61021 815-288-4607	Lee County Landfill Inc. 1214 S. Bataan Road Dixon, Ill. 61021 815-288-4607
Livingston Pontiac	Livingston Landfill 1058210002	American Disp. Services of Illinois Inc. 3837 West 127th St. Alsip, Ill. 60803 708-824-3060	American Disp. Services of Illinois Inc. P.O. Box 646 Pontiac, Ill. 61764 815-844-3054
Livingston Streator	Streator Area Landfill #3 1054900003	Streator Area Landfill Inc. 211 Coalville Road Streator, Ill. 61364 815-672-0097	Streator Area Landfill Inc. 211 Coalville Road Streator, Ill. 61364 815-672-0097
Macon Decatur	Macon County Landfill 1158040008	Macon County Landfill Corp. Rural Route 8, Box 115, Hill Road Decatur, Ill. 62522 217-963-2976	Macon County Landfill Corp. Rural Route 8, Box 115, Hill Road Decatur, Ill. 62522 217-963-2976
Madison Roxana	Roxana Landfill Authority 1190900002	Roxana Landfill Authority Inc. 4600 Cahokia Creek Road Roxana, Ill. 62025 618-656-6912	Roxana Landfill Authority Inc. 4600 Cahokia Creek Road Roxana, Ill. 62084 618-656-6912
Madison Granite City	South Chain of Rocks RDF-Phase 2 1198010002	Waste Management of Illinois Inc. 3399 W. Chain of Rocks Road Granite City, Ill. 62040 618-271-6788 Ext. 122	Waste Management of Illinois Inc. 3399 W. Chain of Rocks Road Granite City, Ill. 62040 618-271-6788 Ext. 122
Marion Salem	Salem Municipal Landfill #2 1218130007	City of Salem 101 S. Broadway Salem, Ill. 62881 618-548-2222	City of Salem 101 S. Broadway Salem, Ill. 62881 618-548-2222
McDonough Macomb	Envirofil of Illinois Landfill 1098100003	Envirofil of Illinois Inc. 13998 E. 1400th St., P.O. Box 375 Macomb, Ill. 61455 309-833-4779	Envirofil of Illinois Inc. 13998 E. 1400th St., P.O. Box 375 Macomb, Ill. 61455 309-833-4779
McLean Bloomington	American Disposal Services of Bloomington Landfill 1130200042	American Disp. Services of Illinois Inc. 3837 West 127th St. Alsip, Ill. 60803 708-824-3060	American Disp. Services of Illinois Inc. Rural Route 3 Bloomington, Ill. 61701 309-828-3383
Montgomery Litchfield	Litchfield-Hillsboro Landfill 1358150007	Litchfield-Hillsboro Landfill 2782 Landfill Trail Litchfield, Ill. 62056 217-324-2811	Litchfield-Hillsboro Landfill 2782 Landfill Trail Litchfield, Ill. 62056 217-324-2811

Appendix B: Solid Waste Landfill Owners and Operators

County Municipality	Facility Identification No.	Owner	Operator
Ogle Davis Junction	Orchard Hills Landfill 1410175005 (new, opened 1-13-98)	BFI Wst. Stms. of North America Inc. 8290 Highway 251 Davis Junction, Ill. 61020 815-874-9000	BFI Wst. Stms. of North America Inc. 8290 Highway 251 Davis Junction, Ill. 61020 815-874-9000
Ogle Dement Twp.	Rochelle Municipal Landfill #2 1418030020	City of Rochelle Sixth Street & Fifth Avenue Rochelle, Ill. 61068 815-562-6772	Rochelle Waste Disposal LLC 1101 S. Seventh St. Rochelle, Ill. 61068 815-562-6718
Peoria Edwards	Peoria City/County Landfill #1 1438160002 (closed 4-10-98)	City and County of Peoria Joint Solid Waste Disposal Board 419 Fulton St., Room 307 Peoria, Ill. 61602 309-672-8537	Peoria City/County Landfill Inc. P.O. Box 9071 Peoria, Ill. 61612 309-676-4893
Peoria Brimfield	Peoria City/County Landfill #2 1438165003 (opened 3-9-98)	City and County of Peoria Joint Solid Waste Disposal Board 419 Fulton St., Room 307 Peoria, Ill. 61602 309-494-8800	Waste Management of Illinois Inc. 11501 W. Cottonwood Road Brimfield, Ill. 61517 309-694-0275
Peoria Peoria	Peoria Disposal Co. #1 1438120003	Peoria Disposal Co. 4700 N. Sterling Ave. Peoria, Ill. 61614 309-676-4893	Peoria Disposal Co. 4700 North Sterling Ave. Peoria, Ill. 61614 309-676-4893
Pike Baylis	Pike County Landfill 1498160001	Pike County Landfill Inc. 4700 North Sterling Avenue Peoria, Ill. 61612 309-676-4893	Pike County Landfill Inc. 4700 N. Sterling Avenue Peoria, Ill. 61612 309-676-4893
Rock Island Milan	Quad Cities Landfill 1610400007	BFI Wst. Stms. of North America Inc. 13606 Knoxville Road Milan, Ill. 61264 309-787-2303	BFI Wst. Stms. of North America Inc. 13606 Knoxville Road Milan, Ill. 61264 309-787-2303
Rock Island East Moline	Upper Rock Island County Landfill 1618100014	Upper Rock Island County Landfill Inc. 17201 20th Ave. North East Moline, Ill. 61244 309-496-2396	Upper Rock Island County Landfill Inc. 17201 20th Ave. North East Moline, Ill. 61244 309-496-2396
Rock Island Taylor Ridge	Watts Landfill 1618000001 (inactive 3-20-98)	E.S.G. Watts Inc. 8400 77th St. West Taylor Ridge, Ill. 61284 309-798-2266	E.S.G. Watts Inc. 8400 77th St. West Taylor Ridge, Ill. 61284 309-798-2266
Saline Harrisburg	Saline County Landfill 1658080001	Saline County Landfill Inc. 5000 Whitesville Road Harrisburg, Ill. 62946 618-252-0237	Saline County Landfill Inc. 5000 Whitesville Road Harrisburg, Ill. 62946 618-252-0237
Sangamon Springfield	Sangamon Valley Landfill 1678220037 (inactive since 2-27-95)	E.S.G. Watts Inc. 8400 77th St. West Taylor Ridge, Ill. 61284 309-798-2266	E.S.G. Watts Inc. 8400 77th St. West Taylor Ridge, Ill. 61284 309-798-2266
St. Clair Belleville	BFI Modern Landfill 1630100022 (closed 9-18-97)	BFI Wst. Stms. of North America Inc. 3521 Centreville Ave. Belleville, Ill. 62223 618-235-9625	BFI Wst. Stms. of North America Inc. 3521 Centreville Ave. Belleville, Ill. 62223 618-235-9625
St. Clair Marissa	Cottonwood Hills RDF 1630755017 (under development)	Village of Marissa 212 N. Main St. Marissa, Ill. 62257 618-295-9372	Waste Management of Illinois Inc. 3033 W. Butterfield Road Oak Brook, Ill. 60521 630-572-8800
St. Clair East St. Louis	Milam Recycling and Disposal Facility 1630450001	Waste Management of Illinois Inc. 601 Madison Road East St. Louis, Ill. 62201 618-271-6788 Ext. 122	Waste Management of Illinois Inc. 601 Madison Road East St. Louis, Ill. 62201 618-271-6788 Ext. 122

Appendix B: Solid Waste Landfill Owners and Operators

County Municipality	Facility Identification No.	Owner	Operator
Stephenson Freeport	Freeport Municipal Landfill #4 1770200015	City of Freeport 230 W. Stephenson St. Freeport, Ill. 61032 815-235-8207	City of Freeport 230 W. Stephenson St. Freeport, Ill. 61032 815-235-8207
Tazewell Pekin	Pekin Landfill 1798050001 (closed 11-18-98)	Ron Boerema 11916 Towerline Road Pekin, Ill. 61554 309-348-3679	Ron Boerema 11916 Towerline Road Pekin, Ill. 61554 309-348-3679
Tazewell East Peoria	Tazewell Recycling and Disposal Facility 1798060004	Waste Management of Illinois Inc. 3550 E. Washington Street East Peoria, Ill. 61611 309-694-0295	Waste Management of Illinois Inc. 3550 E. Washington Street East Peoria, Ill. 61611 309-694-0295
Vermilion Danville	Brickyard Disposal and Recycling 1838040029	Brickyard Disposal and Recycling P.O. Box 515 Danville, Ill. 61834 217-442-8139	Brickyard Disposal and Recycling P.O. Box 515 Danville, Ill. 61834 217-431-3272
Vermilion Hoopeston	Illinois Landfill 1830450009	Illinois Landfill Inc. P.O. Box 29 Hoopeston, Ill. 60942 217-283-6242	Illinois Landfill Inc. P.O. Box 29 Hoopeston, Ill. 60942 217-283-6242
Wayne Fairfield	Wayne County Landfill, Ill. Inc. 1918040003	Wayne County Landfill, Ill. Inc. P.O. Box 391 Fairfield, Ill. 62837 618-842-4294	Wayne County Landfill, Ill. Inc. P.O. Box 391 Fairfield, Ill. 62837 618-842-4294
Whiteside Morrison	Prairie Hill Recycling and Disposal Facility 1950350014	Whiteside County 200 E. Knox St. Morrison, Ill. 61270 815-772-7654	Waste Management of Illinois Inc. 18762 Lincoln Road Morrison, Ill. 61270 630-232-7664
Will Beecher	Beecher Development Co. Landfill (inactive) 1978010001 (closed 7-18-96; still reports capacity)	Beecher Development Co. 1815 S. Wolf Road Hillside, Ill. 60162 708-449-1250	John Sexton Contractors Co. 1815 S. Wolf Road Hillside, Ill. 60162 708-449-1250
Will Joliet	CDT Landfill 1978170006 (to close May 1999)	CDT Landfill Corp. 2851 Mound Road Joliet, Ill. 60436 815-741-0736	CDT Landfill Corp. 2851 Mound Road Joliet, Ill. 60436 815-741-0736
Will Elwood	Laraway Recycling and Disposal Facility 1970450002	Waste Management of Illinois Inc. 21101 W. Laraway Road Elwood, Ill. 60421 815-727-6148	Waste Management of Illinois Inc. 21101 W. Laraway Road Elwood, Ill. 60421 815-727-6148
Will Plainfield	Wheatland Prairie Recycling and Disposal Facility 1978200004	Waste Management of Illinois Inc. 25244 W. 111th St. Plainfield, Ill. 60544 630-904-1010	Waste Management of Illinois Inc. 25244 W. 111th St. Plainfield, Ill. 60544 630-904-1010
Winnebago Rockford	Winnebago Reclamation Service 2018080001	Winnebago Reclamation Service Inc. 8403 Lindenwood Road Rockford, Ill. 61109 815-874-4806	Winnebago Reclamation Service Inc. 8403 Lindenwood Road Rockford, Ill. 61109 815-874-4806

**Solid Waste Landfills
Ranked by
Wastes Received**

1998

Appendix C: Solid Waste Landfills Ranked by Wastes Received: 1998

	Municipality	County	Gate Cu. Yds.	Calculated Tons	Rank	Remarks	Page
Livingston Landfill	Pontiac	Livingston	5,319,565	1,611,989	1	Expn. Granted 2-19-97	R4.12
Milam Recyc. & Disp. Facility	East St. Louis	St. Clair	4,804,632	1,455,949	2	68% out-of-state waste	R6.10
Mallard Lake Landfill	Hanover Park	DuPage	3,152,203	955,213	3	Closed 3-9-99	R2.22
Settler's Hill Recyc. & Disp. Facility	Batavia	Kane	3,050,916	924,520	4		R2.24
Land & Lakes #3/Harbor View Landfill	Chicago	Cook	2,098,965	636,050	5	Closed 10-16-98	R2.20
Orchard Hills Landfill	Davis Junction	Ogle	1,412,146	427,923	6	New, opened 1-13-98	R1.11
Countryside Landfill	Grayslake	Lake	1,382,555	418,956	7		R2.15
Tazewell Recyc. & Disp. Facility	East Peoria	Tazewell	1,368,057	414,563	8		R3.15
Winnebago Reclamation Service	Rockford	Winnebago	1,283,676	388,993	9		R1.15
Woodland Recyc. & Disp. Facility	South Elgin	Kane	1,267,663	384,140	10		R2.27
Five Oaks Recyc. & Disp. Facility	Taylorville	Christian	1,107,761	335,758	11		R5.6
Macon County Landfill	Decatur	Macon	1,053,230	319,161	12	Expn. granted 6-1-98	R4.13
Wheatland Prairie RDF	Plainfield	Will	1,008,693	305,665	13	Re-opened in June 1996	R2.25
Upper Rock Island County Landfill	East Moline	Rock Island	1,000,356	303,000	14		R3.16
Zion Landfill	Zion	Lake	964,685	292,329	15		R2.28
Roxana Landfill Authority	Roxana	Madison	925,832	280,555	16		R6.10
Quad Cities Landfill	Milan	Rock Island	863,650	261,712	17	50% out-of-state waste	R3.13
Congress Development Co. Landfill	Hillside	Cook	842,646	225,347	18	Nearing closure	R2.14
Southern Illinois Regional Landfill	DeSoto	Jackson	836,430	253,464	19		R7.8
Dixon/GROP Landfill #2	Dixon	Lee	819,224	248,250	20	Closed 12-23-98	R1.7
Clinton Landfill #2	Clinton	DeWitt	759,500	230,152	21		R4.8
Brickyard Disposal and Recycling	Danville	Vermilion	748,588	226,845	22		R4.7
Streator Area Landfill #3	Streator	Livingston	693,813	210,246	23		R4.14
South Chain of Rocks RDF-Phase 2	Granite City	Madison	540,779	163,872	24		R6.12
CDT Landfill	Joliet	Will	507,000	153,636	25	Nearing closure	R2.10
Prairie Hill Recyc. & Disp. Facility	Morrison	Whiteside	467,307	141,608	26	Opened 8-26-96	R1.12
Litchfield-Hillsboro Landfill	Litchfield	Montgomery	439,899	133,303	27		R5.7
Envirotech Landfill	Morris	Grundy	433,093	131,240	28	Expn. granted 11-26-97	R2.16
Peoria City/County Landfill #2	Brimfield	Peoria	387,154	117,319	29	New, opened 3-9-98	R3.11
Coles County Landfill	Charleston	Coles	381,136	115,496	30	Nearing closure	R4.9
Envirofil of Illinois Landfill	Macomb	McDonough	378,606	114,729	31		R3.6
Wayne County Landfill, Ill. Inc.	Fairfield	Wayne	365,560	110,776	32		R7.9
Saline County Landfill	Harrisburg	Saline	334,587	101,390	33		R7.7
Pike County Landfill	Baylis	Pike	305,745	92,650	34		R5.8
River Bend Prairie Landfill	Dolton	Cook	297,172	90,052	35	Expn. granted 10-21-98	R2.23
Kankakee Recyc. & Disp. Facility	Chebanse	Kankakee	288,212	87,337	36	County wastes only	R2.18
Knox County Landfill #3	Oneida	Knox	248,490	75,300	37		R3.8
Community Landfill	Morris	Grundy	248,125	75,189	38	Expn. under review	R2.13
DeKalb County Landfill	DeKalb	DeKalb	241,440	73,164	39	County wastes only	R1.6
Lawrence County Regional Landfill	Bridgeport	Lawrence	226,320	68,582	40		R7.6
Laraway Recyc. & Disp. Facility	Elwood	Will	221,879	67,236	41		R2.21
Illinois Landfill	Hoopeston	Vermilion	216,177	65,508	42	Expn. granted 2-24-98	R4.10
CID Recyc. & Disp. Facility #3	Chicago	Cook	194,718	59,005	43		R2.11
Rochelle Municipal Landfill #2	Dement Twp.	Ogle	181,500	55,000	44		R1.13
Peoria Disposal Co. #1	Peoria	Peoria	160,008	48,487	45	Hazardous wastes only	R3.12
Landfill 33	Effingham	Effingham	138,555	41,986	46		R4.11
Peoria City/County Landfill #1	Edwards	Peoria	132,425	40,129	47	Closed 4-10-98	R3.10
Lee County Landfill	Dixon	Lee	123,342	37,376	48	New, opened 11-11-98	R1.10
Pekin Landfill	Pekin	Tazewell	100,682	30,510	49	Closed 11-18-98	R3.9
Watts Landfill	Taylor Ridge	Rock Island	99,704	30,213	50	Inactive since 3-20-98	R3.17
Freeport Municipal Landfill #4	Freeport	Stephenson	82,834	25,101	51		R1.8
RCS Landfill	Jerseyville	Jersey	76,568	23,202	52		R5.9
D & L Landfill	Greenville	Bond	72,446	21,953	53	Re-opened 10-31-97	R6.8
CID Recyc. & Disp. Facility #4	Chicago	Cook	49,946	15,135	54	Hazardous wastes only	R2.12
LandComp Landfill	Ottawa	LaSalle	48,611	14,185	55	New, opened 11-6-98	R1.9
Spoon Ridge Landfill	Fairview	Fulton	27,427	8,311	56	Inactive 6-30-98	R3.14
Salem Municipal Landfill #2	Salem	Marion	11,140	3,376	57	Expn. granted 6-2-97	R6.11
American Disp. Serv. Landfill	Bloomington	McLean	293	89	58		R4.6
Totals			44,793,666	13,543,225			
Averages							

**Solid Waste Landfills
Ranked by
Remaining Capacities**

Jan. 1, 1999

Appendix D: Solid Waste Landfills Ranked by Remaining Capacities: Jan. 1, 1999

	Municipality	County	Gate	Calculated	Rank	Remarks	Page
			Cu. Yds.	Tons			
Spoon Ridge Landfill	Fairview	Fulton	130,465,000	39,535,000	1	Inactive 6-30-98	R3.14
Livingston Landfill	Pontiac	Livingston	59,318,000	17,975,000	2	Expn. Granted 2-19-97	R4.12
Prairie Hill Recyc. & Disp. Facility	Morrison	Whiteside	55,735,000	16,889,000	3	Opened 8-26-96	R1.12
Orchard Hills Landfill	Davis Junction	Ogle	55,170,000	16,718,000	4		R1.11
Five Oaks Recyc. & Disp. Facility	Taylorville	Christian	36,029,000	10,918,000	5		R5.6
Lee County Landfill	Dixon	Lee	30,489,000	9,240,000	6	New, opened 11-11-98	R1.10
Countryside Landfill	Grayslake	Lake	24,062,000	7,292,000	7		R2.15
Milam Recyc. & Disp. Facility	East St. Louis	St. Clair	24,050,000	7,288,000	8		R6.9
LandComp Landfill	Ottawa	LaSalle	23,031,000	6,979,000	9	New, opened 11-6-98	R1.9
Zion Landfill	Zion	Lake	22,732,000	6,888,000	10	New, opened 5-26-98	R2.28
Settler's Hill Recyc. & Disp. Facility	Batavia	Kane	22,517,000	6,823,000	11		R2.24
Illinois Landfill	Hoopeston	Vermilion	22,284,000	6,753,000	12	Expn. granted 2-24-98	R4.10
Brickyard Disposal and Recycling	Danville	Vermilion	21,753,000	6,592,000	13		R4.7
Sangamon Valley Landfill	Springfield	Sangamon	18,928,000	5,736,000	14	Inactive 2-27-95	R5.10
Quad Cities Landfill	Milan	Rock Island	16,999,000	5,148,000	15		R3.13
Upper Rock Island County Landfill	East Moline	Rock Island	15,473,000	4,689,000	16		R3.16
River Bend Prairie Landfill	Dolton	Cook	12,851,000	3,894,000	17	Expn. granted 10-21-98	R2.23
Roxana Landfill Authority	Roxana	Madison	12,391,000	3,755,000	18		R6.10
Peoria City/County Landfill #2	Brimfield	Peoria	11,066,000	3,353,000	19		R3.11
Wayne County Landfill, Ill. Inc.	Fairfield	Wayne	10,644,000	3,225,000	20		R7.9
Macon County Landfill	Decatur	Macon	10,175,000	3,083,000	21	Expn. granted 6-1-98	R4.13
Envirotech Landfill	Morris	Grundy	9,737,000	2,951,000	22	Expn. granted 11-26-97	R2.16
Lawrence County Regional Landfill	Bridgeport	Lawrence	9,350,000	2,833,000	23	New, opened 4-1-98	R7.6
Winnebago Reclamation Service	Rockford	Winnebago	9,285,000	2,814,000	24		R1.15
D & L Landfill	Greenville	Bond	8,993,000	2,725,000	25	Re-opened 10-31-97	R6.8
Clinton Landfill #2	Clinton	DeWitt	7,624,000	2,310,000	26		R4.8
Southern Illinois Regional Landfill	DeSoto	Jackson	7,431,000	2,252,000	27	New area under const.	R7.8
Litchfield-Hillsboro Landfill	Litchfield	Montgomery	7,173,000	2,174,000	28		R5.7
Pike County Landfill	Baylis	Pike	6,787,000	2,057,000	29		R5.8
Woodland Recyc. & Disp. Facility	South Elgin	Kane	4,504,000	1,365,000	30		R2.27
Tazewell Recyc. & Disp. Facility	East Peoria	Tazewell	4,201,000	1,273,000	31		R3.15
DeKalb County Landfill	DeKalb	DeKalb	3,873,000	1,174,000	32	County wastes only	R1.6
South Chain of Rocks RDF-Phase 2	Granite City	Madison	3,840,000	1,164,000	33		R6.12
RCS Landfill	Jerseyville	Jersey	3,422,000	1,037,000	34		R5.9
Wheatland Prairie RDF	Plainfield	Will	2,808,000	851,000	35	Re-opened June 1996	R2.25
Kankakee Recyc. & Disp. Facility	Chebanse	Kankakee	2,702,000	819,000	36	County wastes only	R2.18
Rochelle Municipal Landfill #2	Dement Twp.	Ogle	1,862,000	564,000	37		R1.13
American Disp. Serv. Landfill	Bloomington	McLean	1,704,000	516,000	38		R4.6
Beecher Development Co. Landfill	Beecher	Will	1,611,000	488,000	39	Inactive 7-18-96	R2.9
Peoria Disposal Co. #1	Peoria	Peoria	1,566,000	475,000	40	Hazardous wastes only	R3.12
Envirofil of Illinois Landfill	Macomb	McDonough	1,474,000	447,000	41		R3.6
Streator Area Landfill #3	Streator	Livingston	1,384,000	419,000	42		R4.14
Community Landfill	Morris	Grundy	1,367,000	414,000	43	Expn. under review	R2.13
Landfill 33	Effingham	Effingham	1,364,000	413,000	44		R4.11
Knox County Landfill #3	Oneida	Knox	1,271,000	385,000	45		R3.8
Salem Municipal Landfill #2	Salem	Marion	1,102,000	334,000	46	Expn. granted 6-2-97	R6.11
CID Recyc. & Disp. Facility #3	Chicago	Cook	1,066,000	323,000	47		R2.11
Congress Development Co. Landfill	Hillside	Cook	1,052,000	319,000	48	Nearing closure	R2.14
CID Recyc. & Disp. Facility #4	Chicago	Cook	970,000	294,000	49	Hazardous wastes only	R2.12

Appendix D: Solid Waste Landfills Ranked by Remaining Capacities: Jan. 1, 1999

	Municipality	County	Gate Cu. Yds.	Calculated Tons	Rank	Remarks	Page
Watts Landfill	Taylor Ridge	Rock Island	858,000	260,000	50	Inactive since 3-20-98	R3.17
Laraway Recyc. & Disp. Facility	Elwood	Will	740,000	224,000	51		R2.21
Saline County Landfill	Harrisburg	Saline	737,000	223,000	52		R7.7
Mallard Lake Landfill	Hanover Park	DuPage	536,000	162,000	53	Closed 3-9-99	R2.22
Coles County Landfill	Charleston	Coles	525,000	159,000	54	Nearing closure	R4.9
Freeport Municipal Landfill #4	Freeport	Stephenson	190,000	58,000	55		R1.8
CDT Landfill	Joliet	Will	86,000	26,000	56	Nearing closure	R2.10
Dixon/GROP Landfill #2	Dixon	Lee	0	0	N/A	Closed 12-23-98	R1.7
Land & Lakes #3/Harbor View LF	Chicago	Cook	0	0	N/A	Closed 10-16-98	R2.20
Pekin Landfill	Pekin	Tazewell	0	0	N/A	Closed 11-18-98	R3.9
Peoria City/County Landfill #1	Edwards	Peoria	0	0	N/A	Closed 4-10-98	R3.10
Totals			749,357,000	227,075,000			
Averages							

**Solid Waste
Transfer Station
Owners and Operators**

Alphabetic by Facility

Appendix E: Solid Waste Transfer Station Owners and Operators

	Municipality	Owner	Operator	Status	Page
34th Street Mat'l. Recov. & Recyc.	Chicago	Chicago Department of Environment	Waste Management of Illinois Inc. ⁵	A	R2.29
American Disp. Serv. TS	Bloomington	American Disposal Services of Illinois	American Disposal Services of Illinois	A	R4.16
American Wood Recycling TS	Hoffman Estates	American Wood Recycling Inc.	American Wood Recycling Inc.	A	R2.30
Apollo Disposal Service TS	Momence	Apollo Disposal Service ¹	Apollo Disposal Service ¹	N	R2.31
Arc Disposal Co. Trans. Stn.	Mt. Prospect	Republic Services Inc.	Arc Disposal Co. Inc.	A	R2.32
Area Disposal Transfer Station	Lincoln	Peoria Disposal Co.	Area Disposal	A	R5.11
Banner-Western Trans. & Recycling	Rockdale	Waste Management of Illinois Inc. ⁵	Waste Management of Illinois Inc. ⁵	A	R2.33
Best Lawns Trans. Stn.	Streamwood	Best Lawns Inc.	Best Lawns Inc.	A	R2.34
Bethalto Waste Transfer Facility	Bethalto	Village of Bethalto, Public Works	Village of Bethalto, Public Works	A	R6.13
BFI - Evanston Trans. Stn.	Evanston	BFI Waste Systems of North America ²	BFI Waste Systems of North America ²	A	R2.35
BFI - Melrose Park Trans. Stn.	Melrose Park	BFI Waste Systems of North America ²	BFI Waste Systems of North America ²	N	R2.36
BFI - Northbrook Trans. Stn.	Northbrook	BFI Waste Systems of North America ²	BFI Waste Systems of North America ²	A	R2.37
BFI Wst. Stms. of North America	Chicago	BFI Waste Systems of North America ²	BFI Waste Systems of North America ²	A	R2.38
Bloomington Bulk Transfer Station	Bloomington	City of Bloomington, Public Services	City of Bloomington, Public Services	N	R4.17
Calumet Transfer Station	Chicago	Liberty Waste Services of Illinois LLC ¹	Liberty Waste Services of Illinois LLC ¹	N	R2.39
CDT Transfer Mat'l. Recovery Facility	Joliet	CDT Transfer Mat'l. Recovery Facility	CDT Transfer Mat'l. Recovery Facility	A	R2.40
Chicago Disposal Transfer Station	Chicago	Chicago Disposal Inc.	Chicago Disposal Inc.	A	R2.41
CID Mat'l. Recovery & Recycling	Chicago	Waste Management of Illinois Inc. ⁵	CID Mat'l. Recovery and Recycling	A	R2.42
Citiwaste Transfer Station	Joliet	Citiwaste Inc. ¹	Citiwaste Inc. ¹	A	R2.43
City Transfer Systems	Chicago	Allied Waste Transportation ¹	National Waste Serv. Inc. ¹	A	R2.44
D & D Disposal Service TS	Chicago	Allied Waste Transportation ¹	National Waste Serv. Inc./Loop Trans. ¹	A	R2.45
D & L Disposal Trans. Stn.	Greenville	D & L Disposal LLC	D & L Disposal LLC	A	R6.14
DuKane Transfer Facility	West Chicago	Brazos Nationwide Properties LP	BFI Waste Systems of North America ²	N	R2.46
DuPage Yard Waste Trans. Stn.	West Chicago	Bill Brown Enterprises	Bill Brown Enterprises	A	R2.47
E.C. Rizzi & Assoc.	Bolingbrook	Joan Tameling	E.C. Rizzi & Assoc. Inc.	N	R2.48
Frank F. Kucera Co. Trans. Stn.	Cicero	Frank F. Kucera Co.	Frank F. Kucera Co.	A	R2.49
Granite City Landscape Transfer	Granite City	Granite City, City of	Granite City Street Department	N	R6.15
Great Lakes Disposal Trans. Stn.	Blue Island	Great Lakes Disposal Inc.	Great Lakes Disposal Inc.	A	R2.50
Groen Waste Trans. Stn.	Blue Island	Illinois Development Corp.	Allied Waste Industries Inc. ¹	A	R2.51
Groot Industries/Chicago TS	Chicago	Groot Industries Inc.	Groot Industries Inc.	A	R2.52
Groot Industries/McCook TS	McCook	Groot Industries Inc.	Groot Industries Inc.	A	R2.53
Herrin Solid Waste Trans. Stn.	Herrin	City of Herrin	Southern Illinois Trans. Stns. Inc.	IA	R7.10
Homewood Scavenger Service TS	East Hazel Crest	Homewood Scavenger Service Inc.	Homewood Scavenger Service Inc.	A	R2.54
Kewanee Solid Waste Trans. Stn.	Kewanee	City of Kewanee	City of Kewanee	A	R3.18
Lake Forest Transfer Facility	Lake Forest	City of Lake Forest	DK Recycling Systems Inc.	N	R2.55
Land & Lakes Transfer Station	Chicago	Land & Lakes Co.	Land & Lakes Co.	UD	R2.56
Land Restoration Products TS	Lake Bluff	MBL Development	DK Recycling Systems Inc.	A	R2.57
Liberty Waste/McCook Trans. Stn.	McCook	Allied Waste Transportation ¹	Liberty Waste Transfer	N	R2.58
Marion Transfer Station	Marion	City of Marion	Continental Waste Ind. of Illinois Inc. ³	A	R7.11
MDI Environmental Systems TS	Lanark	Moring Disposal Inc.	MDI Environmental Systems	A	R1.16
Medill Mat'l. Recov. & Recyc. Facility	Chicago	Chicago Department of Environment	Waste Management of Illinois Inc. ⁵	A	R2.59
Mendota Solid Waste Trans. Stn.	Mendota	City of Mendota	Waste Management of Illinois Inc. ⁵	A	R1.17
Monmouth Municipal Trans. Stn.	Monmouth	City of Monmouth	City of Monmouth	A	R3.19
Montgomery Trucking	Elizabeth	Montgomery Trucking	Montgomery Trucking	N	R1.18
Monticello Transfer Station	Monticello	City of Monticello	City of Monticello	A	R4.18
Mr. K's Garden & Mat'l. Center TS	Park Ridge	Mr. K's Garden & Material Center	Mr. K's Garden & Material Center	A	R2.60
Mt. Vernon Transfer Station	Mt. Vernon	Republic Industries Inc.	Continental Waste Ind. of Illinois Inc. ³	A	R7.12

Appendix E: Solid Waste Transfer Station Owners and Operators

	Municipality	Owner	Operator	Status	Page
Nameoki Township Transfer Station	Granite City	Nameoki Township	Loren Madison	A	R6.16
National Recovery Transfer Station	Chicago	National Waste Services Inc. ¹	National Waste Services Inc. ¹	A	R2.61
National/Speelman Transfer Station	Chicago	National Waste Services Inc. ¹	National Waste Services Inc. ¹	A	R2.62
Northwest Mat'l. Recov. & Recyc.	Chicago	Chicago Department of Environment	Waste Management of Illinois Inc. ⁵	A	R2.63
Paris Transfer Station	Paris	City of Paris	Ingrum Waste Disposal	A	R4.19
Princeton Solid Waste Trans. Stn.	Princeton	City of Princeton	City of Princeton	A	R1.19
Randolph County Trans.Stn.	Sparta	Continental Waste Ind. of Illinois Inc. 3	Republic Industries Inc.	A	R6.17
Ravenswood Disposal Service TS	Chicago	Ravenswood Disposal Service Inc.	Ravenswood Disposal Service Inc.	A	R2.64
Riverdale Recycling	Riverdale	Tri-State Disposal	Tri-State Disposal	N	R2.65
Rolling Meadows Trans. Stn.	Rolling Meadows	City of Rolling Meadows	BFI Wst. Stms. of North America Inc. ²	N	R2.66
Savanna Solid Waste Trans. Stn.	Savanna	City of Savanna	City of Savanna	A	R1.20
Shelbyville Disposal Service TS	Shelbyville	Shelbyville Disposal Service Inc.	Shelbyville Disposal Service Inc.	A	R4.20
Shred-All Recycling Systems TS	Chicago	Allied Waste Transportation ¹	National Waste Services Inc. ¹	A	R2.67
Speedway Disposal & Recycling	Elburn	New Horizons Ltd.	Speedway Disposal & Recycling	A	R2.68
Star Disposal Service TS	Park Forest	Homewood Scavenger Service Inc.	Homewood Scavenger Service Inc.	A	R2.69
Suburban Transfer Station	Crestwood	Illinois Recycling Services	Illinois Recycling Services	A	R2.70
TCD Services Transfer Station	Wilmington	Waste Management of Illinois Inc. ⁵	Waste Management of Illinois Inc. ⁵	C	R2.71
United Disposal of Bradley TS	Bradley	United Disposal of Bradley Inc.	United Disposal of Bradley Inc.	A	R2.72
USA Waste Services/Chicago TS	Chicago	Allied Waste Transportation ¹	National Waste Services Inc. ¹	A	R2.73
Waste Management/Pana TS	Pana	Waste Management of Illinois Inc. ⁵	Waste Management of Illinois Inc. ⁵	A	R5.12
Waste Management/Rockford TS	Roscoe	Waste Management of Wis. Inc. ⁵	Waste Management of Wis. Inc. ⁵	A	R1.21
Waste Management/Springfield TS	Springfield	Waste Management of Illinois Inc. ⁵	Waste Management of Illinois Inc. ⁵	A	R5.13
Waste Mgt.-Metro/Chicago TS	Chicago	Waste Management of Illinois Inc. ⁵	Waste Management of Illinois Inc. ⁵	A	R2.74
Waste Mgt.-Metro/Stickney TS	Stickney	Waste Management of Illinois Inc. ⁵	Waste Management of Illinois Inc. ⁵	A	R2.75
Waste Mgt.-Northwest/Wheeling TS	Wheeling	Waste Management of Illinois Inc. ⁵	Waste Management of Illinois Inc. ⁵	A	R2.76
Waste Mgt.-So. Suburbs/Rec. Am.	Alsip	Waste Management of Illinois Inc. ⁵	Waste Management of Illinois Inc. ⁵	A	R2.77
Waste Transfer & Mat'l. Recovery	Champaign	University of Illinois	University of Illinois	A	R4.21
West Cook Transfer Station	Forest View	Foster Wheeler Midwest	Midwest Transfer Services Inc.	N	R2.78
Wheeling Township Transfer Stn.	Glenview	Solid Wst. Agency of Northern Cook Co.	Groot Recycling & Waste Services Inc.	A	R2.79
Whiteside County Landfill #2 TS	Morrison	Whiteside County	Waste Management of Illinois Inc. ⁵	C	R1.22
Wigand Recycl. & Trans. Facility	Chillecothe	Wigand Disposal Co. ⁴	Wigand Disposal Co. ⁴	N	R3.20
Wood River Central Proc. Facility	Wood River	City of Wood River	Norton Construction Co.	UD	R6.18

¹ A subsidiary of Allied Waste Industries Inc.

² A subsidiary of Browning-Ferris Industries Inc.

³ A subsidiary of Republic Industries Inc.

⁴ A subsidiary of Peoria Disposal Co.

⁵ A subsidiary of USA Waste Services Inc./Waste Management Inc. Midwest

Status Codes: A = Active C = Closed UD = Under Development N = New

**Solid Waste
Transfer Station
Owners and Operators**

Alphabetic by County

Appendix F: Solid Waste Transfer Station Owners and Operators

County Municipality	Facility Identification No.	Owner	Operator
Bond Greenville	D & L Disposal Transfer Station 0050055049	D & L Disposal LLC 815 Willard St. Greenville, Ill. 62246 618-664-3185	D & L Disposal LLC 815 Willard St. Greenville, Ill. 62246 618-664-3185
Bureau Princeton	Princeton Solid Waste Transfer Station 0110850012	City of Princeton 2 S. Main St. Princeton, IL 61356 815-875-2631	City of Princeton 2 S. Main St. Princeton, Ill. 61356 815-875-1682
Carroll Lanark	MDI Environmental Systems Transfer Station 0150100001	Moring Disposal Inc. 306 E. Main Forreston, IL 61030 815-938-3602	MDI Environmental Systems P. O. Box 158 Forreston, Ill. 61030 815-493-6331
Carroll Savanna	Savanna Solid Waste Transfer Station 0150250005	City of Savanna 101 Main St. Savanna, IL 61074 815-273-2251	City of Savanna 101 Main St. Savanna, Ill. 61074 815-273-2251
Champaign Champaign	Waste Transfer & Material Recovery Facility 0190105219 (opened 6-20-96)	University of Illinois Physical Plant Service Bldg. 1501 S. Oak St. Champaign, Ill. 61820 217-333-2500	University of Illinois Waste Transfer & Material Recovery Fac. 10 E. St. Mary's Road Champaign, Ill. 61820 217-333-2780
Christian Pana	Waste Management/Pana Transfer Station 0218100002	Waste Management of Illinois Inc. 890 E. 1500 N. Road Taylorville, Ill. 62568 217-824-3942	Waste Management of Illinois Inc. 890 E. 1500 N. Road Taylorville, Ill. 62658 217-824-3942
Cook Chicago	34th Street Material Recovery & Recycling Facility 0316300004 (opened 11-9-95)	Chicago Department of Environment 30 N. LaSalle St., 25th Floor Chicago, Ill. 60602 312-744-5711	Waste Management of Illinois Inc. 3757 W. 34th St. Chicago, Ill. 60623 773-843-3345
Cook Hoffman Estates	American Wood Recycling Transfer Station 0314490002 (opened 3-13-96)	American Wood Recycling Inc. 1100 Brandt Drive Elgin, Ill. 60210 847-426-6354	American Wood Recycling Inc. 16077 Depot Place Prairie View, Ill. 60069 847-426-6354
Cook Mt. Prospect	Arc Disposal Co. Transfer Station 0318040001	Republic Services Inc. 110 S.E. 6th St. Ft. Lauderdale, Fla. 33301 954-769-7232	Arc Disposal Co. Inc. 2101 S. Busse Road Mt. Prospect, Ill. 60056 847-981-0091
Cook Streamwood	Best Lawns Transfer Station 0313065042 (opened 8-21-95)	Best Lawns Inc. 1435 Yorkshire Drive Streamwood, Ill. 60137 630-213-7900	Best Lawns Inc. 1435 Yorkshire Drive Streamwood, Ill. 60107 630-213-7900
Cook Evanston	BFI - Evanston Transfer Station 0310810003	BFI Waste Systems of North America Inc. 1712 Church St. Evanston, Ill. 60201 847-328-5100	BFI Waste Systems of North America Inc. 1710 Lyons Evanston, Ill. 60201 847-328-5100
Cook Melrose Park	BFI - Melrose Park Transfer Station (New) 0311865053 (opened 2-26-98)	BFI Waste Systems of North America Inc. 4700 W. Lake St. Melrose Park, Ill. 60160 708-345-7735	BFI Waste Systems of North America Inc. 4700 W. Lake St. Melrose Park, Ill. 60160 708-345-7735
Cook Northbrook	BFI - Northbrook Transfer Station 0312073004	BFI Waste Systems of North America Inc. 2750 Shermer Road Northbrook, Ill. 60062 847-272-4145	BFI Waste Systems of North America Inc. 2750 Shermer Road Northbrook, Ill. 60062 847-272-4145

Appendix F: Solid Waste Transfer Station Owners and Operators

County Municipality	Facility Identification No.	Owner	Operator
Cook Chicago	BFI Waste Systems of North America 0316280008	BFI Waste Systems of North America Inc. 1220 W. Carroll Ave. Chicago, Ill. 60607 312-829-5741	BFI Waste Systems of North America Inc. 1220 W. Carroll Ave. Chicago, Ill. 60607 312-829-5741
Cook Chicago	Calumet Transfer Station (New) 0316005603 (opened 4-27-98)	Liberty Waste Services of Illinois LLC 625 Liberty Ave., Suite 3100 Pittsburgh, Penn. 15222 312-284-5201	Liberty Waste Services of Illinois LLC 625 Liberty Ave., Suite 3100 Pittsburgh, Penn. 15222 312-284-5201
Cook Chicago	Chicago Disposal Transfer Station 0316465002	Chicago Disposal Inc. 11834 S. Ewing Ave. Chicago, Ill. 60607 773-978-7800	Chicago Disposal Inc. 11834 So. Ewing Ave. Chicago, Ill. 60607 773-978-7800
Cook Chicago	CID Material Recovery & Recycling Facility 0310395011 (opened 11-22-95)	Waste Management of Illinois Inc. 3001 Butterfield Road Oak Brook, Ill. 60148 630-572-8800	CID Material Recovery and Recyc. Facility 13707 S. Jeffrey Ave. Chicago, Ill. 60633 773-646-0200
Cook Chicago	City Transfer Systems 0316310003	Allied Waste Transportation 2608 S. Damen Ave. Chicago, Ill. 60608 773-579-3600	National Waste Services Inc. 2608 S. Damen Ave. Chicago, Ill. 60608 773-579-3600
Cook Chicago	D & D Disposal Service Transfer Station 0316310014	Allied Waste Transportation 2608 S. Damen Ave. Chicago, Ill. 60608 773-579-3600	National Waste Serv. Inc./Loop Transfer 2401 S. Laflin St. Chicago, Ill. 60608 312-942-0042
Cook Cicero	Frank F. Kucera Co. Transfer Station 0310510004	Frank F. Kucera Co. 1800 S. Laramie Cicero, Ill. 60804 708-652-0025	Frank F. Kucera Co. 1800 S. Laramie Cicero, Ill. 60804 708-652-0025
Cook Blue Island	Great Lakes Disposal Transfer Station 0310240023	Great Lakes Disposal Inc. 13546 S. Western Ave. Blue Island, Ill. 60406 708-388-9999	Great Lakes Disposal Inc. 13546 S. Western Ave. Blue Island, Ill. 60406 708-388-9999
Cook Blue Island	Groen Waste Transfer Station 0310240006	Illinois Development Corp. 137 E. 154th St. South Holland, Ill. 60473 708-385-7232	Allied Waste Industries Inc. 3100 W. Wireton Road Blue Island, Ill. 60406 708-385-8252
Cook Chicago	Groot Industries/Chicago Transfer Station 0316760001	Groot Industries Inc. 1759 Elmhurst Road Elk Grove Village, Ill. 60007 847-734-6406	Groot Industries Inc. 1759 N. Elmhurst Road Elk Grove Village, Ill. 60007 847-734-6406
Cook McCook	Groot Industries/McCook Transfer Station 0311740016	Groot Industries Inc. 1759 Elmhurst Road Elk Grove Village, Ill. 60007 847-734-6406	Groot Industries Inc. 8475 W. 53rd St. McCook, Ill. 60525 708-485-0900
Cook East Hazel Crest	Homewood Scavenger Service Transfer Station 0310750002	Homewood Scavenger Service Inc. 17415 S. Ashland Ave. East Hazel Crest, Ill. 60429 630-798-1004	Homewood Scavenger Service Inc. 17415 S. Ashland Ave. East Hazel Crest, Ill. 60429 630-798-1004
Cook Chicago	Land & Lakes Transfer Station (under development) 0316000008	Land & Lakes Co. 123 N. Northwest Highway P.O. Box 778 Park Ridge, Ill. 60068 847-825-5000	Land & Lakes Co. 123 N. Northwest Highway P.O. Box 778 Park Ridge, Ill. 60068 847-825-5000
Cook McCook	Liberty Waste/McCook Transfer Station (new) 0311745027 (opened 8-1-97)	Allied Waste Transportation 2608 S. Damen Ave. Chicago, Ill. 60608 773-579-3600	Liberty Waste Transfer 5100 S. Lawndale Ave. McCook, Ill. 60525 708-728-0331

Appendix F: Solid Waste Transfer Station Owners and Operators

County Municipality	Facility Identification No.	Owner	Operator
Cook Chicago	Medill Material Recovery & Recycling Facility 0316075074 (opened 10-27-95)	Chicago Department of Environment 30 N. LaSalle St., 25th Floor Chicago, Ill. 60602 312-744-5711	Waste Management of Illinois Inc. 3033 Butterfield Road Oak Brook, Ill. 60521 630-572-8800
Cook Park Ridge	Mr. K's Garden & Material Center Transfer Station 0312460019 (opened 5-17-96)	Mr. K's Garden & Material Center 1440 W. Higgins Road Park Ridge, Ill. 60068 847-692-2118	Mr. K's Garden & Material Center 1440 W. Higgins Road Park Ridge, Ill. 60068 847-692-2118
Cook Chicago	National Recovery Transfer Station 0316280012	National Waste Services Inc. 2608 S. Damen Ave. Chicago, Ill. 60608 773-579-3600	National Waste Services Inc. 2608 S. Damen Ave. Chicago, Ill. 60608 773-579-3600
Cook Chicago	National/Speelman Transfer Station 0316270025 (opened 4-13-95)	National Waste Services Inc. 2608 S. Damen Ave. Chicago, Ill. 60650 773-579-3600	National Waste Services Inc. 2608 S. Damen Ave. Chicago, Ill. 60608 773-579-3600
Cook Chicago	Northwest Material Recovery & Recycling Facility 0316265018 (opened 12-1-95)	Chicago Department of Environment 30 N. LaSalle St., 25th Floor Chicago, Ill. 60602 312-744-5711	Waste Management of Illinois Inc. 3033 Butterfield Road Oak Brook, Ill. 60521 630-572-8800
Cook Chicago	Ravenswood Disposal Service Transfer Station 0316270011	Ravenswood Disposal Service Inc. 200 N. Talman Ave. Chicago, Ill. 60612 773-776-7706	Ravenswood Disposal Service Inc. 200 N. Talman Ave. Chicago, Ill. 60612 773-776-7706
Cook Riverdale	Riverdale Recycling (New) 0312580014 (opened 12-19-97)	Tri-State Disposal 13701 S. Kostner Crestwood, Ill. 60445 708-388-9910	Tri-State Disposal 13701 S. Kostner Crestwood, Ill. 60445 708-388-9910
Cook Rolling Meadows	Rolling Meadows Transfer Station 0312730009 (New 3-1-99)	City of Rolling Meadows 3900 Berdnick St. Rolling Meadows, Ill. 60008 847-963-0500	BFI Waste Systems of North America Inc. 3851 Berdnick St. Rolling Meadows, Ill. 60008 847-776-7529
Cook Chicago	Shred-All Recycling Systems Transfer Station 0316610042	Allied Waste Transportation 2608 S. Damen Ave. Chicago, Ill. 60608 773-579-3600	National Waste Services Inc. 2608 S. Damen Ave. Chicago, Ill. 60608 773-579-3600
Cook Park Forest	Star Disposal Service Transfer Station 0314740001	Homewood Scavenger Service Inc. 17415 S. Ashland Ave. East Hazel Crest, Ill. 60429 708-798-1004	Homewood Scavenger Service Inc. 17415 S. Ashland Ave. East Hazel Crest, Ill. 60429 708-798-1004
Cook Crestwood	Suburban Transfer Station 0310600001	Illinois Recycling Services 13740 S. Kostner Crestwood, Ill. 60445 708-389-6312	Illinois Recycling Services 4330 W. 137th Place Crestwood, Ill. 60445 708-389-6375
Cook Chicago	USA Waste Services/Chicago Transfer Station 0316680003	Allied Waste Transportation 2608 S. Damen Ave. Chicago, Ill. 60608 773-579-3600	National Waste Services Inc. 16 W. 64th St. Chicago, Ill. 60621 773-994-6031
Cook Chicago	Waste Mgt.-Metro/Chicago Transfer Station 0316000052	Waste Management of Illinois Inc. 3003 Butterfield Road Oak Brook, Ill. 60521 630-572-8800	Waste Management of Illinois Inc. 1500 N. Hooker St. Chicago, Ill. 60651 312-994-6031

Appendix F: Solid Waste Transfer Station Owners and Operators

County Municipality	Facility Identification No.	Owner	Operator
Cook Stickney	Waste Mgt.- Metro/Stickney Transfer Station 0313000001	Waste Management of Illinois Inc. 3003 Butterfield Road Oak Brook, Ill. 60521 630-572-8800	Waste Management of Illinois Inc. 3815 S. Laramie Ave. Stickney, Ill. 60650 708-656-5350
Cook Wheeling	Waste Mgt.- Northwest/Wheeling Transfer Station 0313240004	Waste Management of Illinois Inc. 3003 Butterfield Road Oak Brook, Ill. 60521 630-572-8800	Waste Management of Illinois Inc. 350 Sumac Road, P.O. Box 396 Wheeling, Ill. 60090 847-520-7200
Cook Alsip	Waste Mgt.-South Suburbs/Recycle America 0313360003	Waste Management of Illinois Inc. 720 E. Butterfield Road Lombard, Ill. 60148 630-572-8800	Waste Management of Illinois Inc. 11549 S. Austin Alsip, Ill. 60482 708-422-2225
Cook Forest View	West Cook Transfer Station (new) 0310930005 (opened summer 1997)	Foster Wheeler Midwest Perryville Corporate Park Clinton, N.Jer. 08809 708-396-0100	Midwest Transfer Services Inc. Box 49 Mokena, Ill. 60448 708-458-0521
Cook Glenview	Wheeling Township Transfer Station 0310630059	Solid Waste Agency of Northern Cook Co. 1616 E. Golf Road Des Plaines, Ill. 60016 847-296-9200	Groot Recycling & Waste Services Inc. 1759 Elmhurst Road Elk Grove Village, Ill. 60007 773-242-1977
DuPage West Chicago	DuKane Transfer Facility 0430905819 (New 3-10-99)	Brazos Nationwide Properties LP 2911 Turtle Creek Blvd., Suite 1240 Dallas, Tex. 75219 214-522-7296	BFI Waste Systems of North America Inc. 325 East Fullerton Ave. Carol Stream, Ill. 60186 630-761-2820
DuPage West Chicago	DuPage Yard Waste Transfer Station 0430905794 (opened 4-17-96)	Bill Brown Enterprises 2 N. 035 Indian Knoll Road West Chicago, Ill. 60185 630-876-8900	Bill Brown Enterprises 1195 W. Washington St. West Chicago, Ill. 60185 630-876-8900
Edgar Paris	Paris Transfer Station 0458080003	City of Paris City Building Paris, Ill. 61944 217-465-7601	Ingrum Waste Disposal 501 Grandview Ave. Paris, Ill. 61944 217-465-3335
Henry Kewanee	Kewanee Solid Waste Transfer Station 0730650023	City of Kewanee 200 W. Third St. Kewanee, Ill. 61443 309-852-2611	City of Kewanee 200 W. Third St. Kewanee, Ill. 61443 309-852-2611
Jefferson Mt. Vernon	Mt. Vernon Transfer Station 0818100011	Republic Industries Inc. 110 S.E. 6th St., 28th Floor Ft. Lauderdale, Fla. 33301 954-769-7200	Continental Waste Industries of Ill. Inc. 1540 Landfill Road DeSoto, Ill. 62954 618-867-2356
JoDaviess Elizabeth	Montgomery Trucking 0850155009 (new 7-24-97)	Montgomery Trucking 929 Fulton St. Galena, Ill. 61036 815-777-0672	Montgomery Trucking 929 Fulton St. Galena, Ill. 61036 815-777-0672
Kane Elburn	Speedway Disposal & Recycling 0898030004	New Horizons Ltd. Box 461 Geneva, Ill. 60134 630-232-4377	Speedway Disposal & Recycling P.O. Box 461 Geneva, Ill. 60134 630-232-7070
Kankakee Momence	Apollo Disposal Service Transfer Station (new) 0910650003 (opened July 1997)	Apollo Disposal Service 120 E. Industrial Dr., P.O. Box 701 Momence, Ill. 60954 815-472-3332	Apollo Disposal Service 120 E. Industrial Dr., P.O. Box 701 Momence, Ill. 60954 815-472-3332

Appendix F: Solid Waste Transfer Station Owners and Operators

County Municipality	Facility Identification No.	Owner	Operator
Kankakee Bradley	United Disposal of Bradley Transfer Station 0910200013 (opened 1-19-95)	United Disposal of Bradley Inc. 1000 E. Liberty Bradley, Ill. 60915 815-933-0081	United Disposal of Bradley Inc. 1000 E. Liberty Bradley, Ill. 60915 815-933-0081
Lake Lake Forest	Lake Forest Transfer Facility (new) 0970805082 (opened 1-28-98)	City of Lake Forest 220 E. Deer Path Lake Forest, Ill. 60045 847-615-4218	DK Recycling Systems Inc. 21 N. Skokie Highway Lake Bluff, Ill. 60044 847-234-5499
Lake Lake Bluff	Land Restoration Products Transfer Station 0970750013 (opened 8-15-95)	MBL Development 1031 Ashley Road Lake Forest, Ill. 60045 847-634-9561	DK Recycling Systems Inc. 21 N. Skokie Highway, Suite 106 Lake Bluff, Ill. 60044 847-234-5499
LaSalle Mendota	Mendota Solid Waste Transfer Station 0990550013	City of Mendota 607 Eighth Avenue Mendota, IL 61342 815-539-7459	Waste Management of Illinois Inc. 3033 Butterfield Road Oak Brook, Ill. 60521 630-572-8800
Logan Lincoln	Area Disposal Transfer Station 1078160001	Peoria Disposal Co. 4700 N. Sterling Ave. Peoria, Ill. 62656 309-688-0760	Area Disposal Co. 3 Country Club Lincoln, Ill. 62656 217-735-5881
Madison Bethalto	Bethalto Waste Transfer Facility 1190150006	Village of Bethalto, Public Works 213 N. Prairie Bethalto, Ill. 62010 618-377-8013	Village of Bethalto, Public Works 213 N. Prairie Bethalto, Ill. 62010 618-377-8013
Madison Granite City	Granite City Landscape Transfer (New) 1190405136 (opened 2-18-97)	Granite City, City of 2000 Edison Granite City, Ill. 62040 618-452-6214	Granite City Street Department 2301 Adams St. Granite City, Ill. 62040 618-452-6222
Madison Granite City	Nameoki Township Transfer Station 1198130023	Nameoki Township 4250 Highway 162 Granite City, Ill. 62040 618-931-1230	Loren Madison 4250 Highway 162 Granite City, Ill. 62040 618-931-1230
Madison Wood River	Wood River Central Processing Facility 1191155069 (under development)	City of Wood River 111 N. Wood River Ave. Wood River, Ill. 62095 618-251-3100	Norton Construction Co. dba Norton Environmental 6200 Rockside Wood Blvd. Independence, OH 44131 216-447-0070
McLean Bloomington	American Disposal Services of Bloomington Transfer Stn. 1138040002	American Disposal Services of Illl. Inc. 3837 W. 137th St. Alsip, Ill. 60803 708-824-3060	American Disposal Services of Illl. Inc. Rural Route #3, Box 145 Bloomington, Ill. 61704 309-828-4214
McLean Bloomington	Bloomington Bulk Transfer Station (new) 1130200073 (opened 1-13-97)	City of Bloomington, Public Services 109 E. Olive St., P.O. Box 3157 Bloomington, Ill. 61701 309-823-4220	City of Bloomington, Public Services 109 E. Olive St., P.O. Box 3157 Bloomington, Ill. 61701 309-823-4220
Peoria Chillecothe	Wigand Recycling & Transfer Facility (new) 1430205031 (opened 3-13-98)	Wigand Disposal Co. 4700 N. Sterling Ave. Peoria, Ill. 61612-9071 309-688-0760	Wigand Disposal Co. 4700 N. Sterling Ave. Peoria, Ill. 61612-9071 309-688-0760
Piatt Monticello	Monticello Transfer Station 1478040003	City of Monticello 210 N. Hamilton, P.O. Box 437 Monticello, Ill. 61856 217-762-2583	City of Monticello 210 N. Hamilton, P.O. Box 437 Monticello, Ill. 61856 217-762-2583

Appendix F: Solid Waste Transfer Station Owners and Operators

County Municipality	Facility Identification No.	Owner	Operator
Randolph Sparta	Randolph County Transfer Station 1570600020	Continental Waste Industries of Ill. Inc. Rural Route 1, P.O. Box 750 DeSoto, Ill. 62924 618-867-2356	Republic Industries Inc. 110 SE 6th St., 28th Floor Ft. Lauderdale, Fla. 33301 954-713-5200
Sangamon Springfield	Waste Management/ Springfield Transfer Station 1671200127	Waste Management of Illinois Inc. 3000 E. Ash St. Springfield, Ill. 62703 217-523-5497	Waste Management of Illinois Inc. 3000 E. Ash St. Springfield, Ill. 62703 217-523-5497
Shelby Shelbyville	Shelbyville Disposal Service Transfer Station 1738170003	Shelbyville Disposal Service Inc. West Route 16, P.O. Box 143 Shelbyville, Ill. 62565 217-774-5625	Shelbyville Disposal Service Inc. West Route 16, P.O. Box 143 Shelbyville, Ill. 62565 217-774-5625
Warren Monmouth	Monmouth Municipal Transfer Station 1878080001	City of Monmouth 112 N. Main St. Monmouth, Ill. 61462 309-734-2141	City of Monmouth 112 N. Main St. Monmouth, Ill. 61462 309-734-2141
Whiteside Morrison	Whiteside County Landfill #2 Transfer Station 1958140003 (closed Aug. 1996)	Whiteside County 18819 Lincoln Road Morrison, IL 61270 815-772-7308	Waste Management of Illinois Inc. 18525 Lincoln Road Morrison, Ill. 61270 815-772-7308
Will Rockdale	Banner-Western Transfer & Recycling Center 1970850012	Waste Management of Illinois Inc. 3003 Butterfield Road Oak Brook, Ill. 60521 630-572-8800	Waste Management of Illinois Inc. 2100 Moen Ave. Rockdale, Ill. 60434 815-725-4200
Will Joliet	CDT Transfer Material Recovery Facility 1970450096 (opened 4-30-96)	CDT Transfer Material Recovery Facility 2851 Mound Road Joliet, Ill. 60436 815-741-0736	CDT Transfer Material Recovery Facility 2851 Mound Road Joliet, Ill. 60436 815-741-0736
Will Joliet	Citiwaste Transfer Station 1978093002	Citiwaste Inc. 808 S. Joliet St. Joliet, Ill. 60434 815-723-3200	Citiwaste Inc. 808 S. Joliet St. Joliet, Ill. 60434 815-723-3200
Will Bolingbrook	E.C. Rizzi & Assoc. (new) 1974155082 (opened 9-19-97)	Joan Tameling 7500 S. Madison St. Willowbrook, Ill. 60521 630-323-7171	E.C. Rizzi & Assoc. Inc. 31 W 310 Schoger Drive Naperville, Ill. 60564 630-898-3333
Will Wilmington	TCD Services Transfer Station 1971100003 (closed 1998)	Waste Management of Illinois Inc. 3003 Butterfield Road Oak Brook, Ill. 60521 630-572-8800	Waste Management of Illinois Inc. 3033 Butterfield Road Oak Brook, Ill. 60521 630-562-8800
Williamson Herrin	Herrin Solid Waste Transfer Station 1990400014 (inactive Dec. 1998)	City of Herrin 300 N. Park Ave. Herrin, Ill. 62948 618-942-6166	Southern Illinois Transfer Stations Inc. 716 Skyline Dr. Marion, Ill. 62959 618-997-9561
Williamson Marion	Marion Transfer Station 1998560011	City of Marion 100 Tower Square Plaza Marion, Ill. 62959 618-997-2592	Continental Waste Industries of Ill. Inc. 1540 Landfill Road DeSoto, Ill. 62954 618-867-2356
Winnebago Roscoe	Waste Management/ Rockford Transfer Station 2010400008	Waste Management of Wisconsin Inc. West 124 North, 8925 Boundary Road Menomonee Falls, Wis. 53051 414-251-4000	Waste Management of Wisconsin Inc. 13125 N. 2nd St. Roscoe, Ill. 61073 815-389-6180

**Solid Waste
Transfer Stations
Ranked by
Wastes Received**

1998

Appendix G: Solid Waste Transfer Stations Ranked by Wastes Received: 1998

	Municipality	County	Tons	Tons Per Day	Rank	Remarks	Page
Waste Mgt.-Metro/Stickney Trans. Stn.	Stickney	Cook	452,582	1,780	1		R2.75
Groot Industries/Chicago Trans. Stn.	Chicago	Cook	352,824	1,153	2		R2.52
Waste Mgt.-Metro/Chicago Trans. Stn.	Chicago	Cook	338,472	1,382	3		R2.74
Shred-All Recycling Systems Trans. Stn.	Chicago	Cook	338,000	1,340	4		R2.67
34th Street Material Recov. & Recyc. Facility	Chicago	Cook	334,431	1,340	5		R2.29
D & D Disposal Service Trans. Stn.	Chicago	Cook	313,200	1,205	6		R2.45
Waste Mgt.-Northwest/Wheeling TS	Wheeling	Cook	275,000	1,074	7		R2.76
National Recovery Trans. Stn.	Chicago	Cook	273,840	978	8		R2.61
Arc Disposal Co. Trans. Stn.	Mt. Prospect	Cook	266,250	986	9		R2.32
Wheeling Township Trans. Stn.	Glenview	Cook	266,079	1,023	10		R2.79
BFI - Melrose Park Trans. Stn.	Melrose Park	Cook	250,000	1,750	11	New, Feb. 1998	R2.36
Medill Material Recov. & Recyc. Facility	Chicago	Cook	243,000	972	12		R2.59
CID Material Recov. & Recyc. Facility	Chicago	Cook	240,483	932	13		R2.42
BFI Wst. Stms. of North America	Chicago	Cook	215,500	828	14		R2.38
Liberty Waste/McCook Transfer Station	McCook	Cook	197,000	850	15	New 8-1-97	R2.58
USA Waste Serv./Chicago Trans. Stn.	Chicago	Cook	195,750	753	16		R2.73
BFI - Evanston Trans. Stn.	Evanston	Cook	195,000	650	17		R2.35
BFI - Northbrook Trans. Stn.	Northbrook	Cook	191,000	350	18		R2.37
Waste Mgt.-S. Suburbs/Recycle America	Alsip	Cook	131,893	507	19		R2.77
American Disp. Serv. of Bloomington TS	Bloomington	McLean	124,373	478	20		R4.16
Chicago Disposal Trans. Stn.	Chicago	Cook	119,600	460	21		R2.41
West Cook Trans. Stn.	Forest View	Cook	113,760	406	22	New Summer 1997	R2.78
National/Speelman Trans. Stn.	Chicago	Cook	105,363	403	23		R2.62
Homewood Scavenger Service TS	East Hazel Crest	Cook	103,480	380	24		R2.54
Star Disposal Service Trans. Stn.	Park Forest	Cook	94,120	362	25		R2.69
Speedway Disposal & Recycling	Elburn	Kane	91,000	350	26		R2.68
Frank F. Kucera Co. Trans. Stn.	Cicero	Cook	75,000	300	27		R2.49
Banner-Western Trans. & Recyc. Center	Rockdale	Will	72,800	280	28		R2.33
City Transfer Systems	Chicago	Cook	70,000	250	29		R2.44
Waste Management/Rockford TS	Roscoe	Winnebago	59,565	229	30		R1.21
D & L Disposal Trans. Stn.	Greenville	Bond	52,800	200	31		R6.14
Randolph County Trans. Stn.	Sparta	Randolph	41,046	139	32		R6.17
Herrin Solid Waste Trans. Stn.	Herrin	Williamson	40,823	145	33		R7.10
Citiwaste Trans. Stn.	Joliet	Will	34,580	133	34		R2.43
DuPage Yard Waste Trans. Stn.	West Chicago	DuPage	25,000	150	35		R2.47
MDI Environmental Stms. Trans. Stn.	Lanark	Carroll	24,000	90	36		R1.16
Calumet Trans. Stn.	Chicago	Cook	22,106	180	37	Opened April 1998	R2.39
American Wood Recycling Trans. Stn.	Hoffman Estates	Cook	21,000	84	38		R2.30
Marion Trans. Stn.	Marion	Williamson	20,360	69	39		R7.11
Apollo Disposal Service Trans. Stn.	Momence	Kankakee	18,400	70	40	Opened July 1997	R2.31
Mt. Vernon Trans. Stn.	Mt. Vernon	Jefferson	17,450	59	41		R7.12
Princeton Solid Waste Trans. Stn.	Princeton	Bureau	12,600	45	42		R1.19
Paris Trans. Stn.	Paris	Edgar	12,500	46	43		R4.19
Waste Trans. & Mat'l. Recovery Facility	Champaign	Champaign	9,300	37	44		R4.21
Kewanee Solid Waste Trans. Stn.	Kewanee	Henry	7,600	31	45		R3.18
Waste Management/Pana Trans. Stn.	Pana	Christian	6,684	25	46		R5.12
Shelbyville Disposal Service TS	Shelbyville	Shelby	4,605	15	47		R4.20
Land Restoration Products Trans. Stn.	Lake Bluff	Lake	3,500	100	48		R2.57
Monmouth Municipal Trans. Stn.	Monmouth	Warren	2,200	8	49		R3.19

Appendix G: Solid Waste Transfer Stations Ranked by Wastes Received: 1998

	Municipality	County	Tons		Rank	Remarks	Page
			Tons	Per Day			
Wigand Recycling & Transfer Facility	Chillicothe	Peoria	1,378	4	50		R3.20
Monticello Trans. Stn.	Monticello	Piatt	1,320	N/A	51		R4.18
Savanna Solid Waste Trans. Stn.	Savanna	Carroll	1,125	9	52		R1.20
Best Lawns Trans. Stn.	Streamwood	Cook	658	N/A	53		R2.34
Area Disposal Trans. Stn.	Lincoln	Logan	0	0	54	Inactive, 1998	R5.11
Bethalto Waste Transfer Facility	Bethalto	Madison	N/A	N/A	N/A		R6.13
Bloomington Bulk Transfer Station	Bloomington	McLean	N/A	N/A	N/A	New, 1-13-97	R4.17
CDT Transfer Material Recovery Facility	Joliet	Will	N/A	N/A	N/A		R2.40
E.C. Rizzi & Assoc.	Bolingbrook	Will	N/A	N/A	N/A	New, 9-19-97	R2.48
Granite City Landscape Transfer	Granite City	Madison	N/A	N/A	N/A	New, 2-18-97	R6.15
Great Lakes Disposal Trans. Stn.	Blue Island	Cook	N/A	N/A	N/A		R2.50
Groen Waste Trans. Stn.	Blue Island	Cook	N/A	N/A	N/A		R2.51
Groot Industries/McCook Trans. Stn.	McCook	Cook	N/A	N/A	N/A		R2.53
Lake Forest Transfer Facility	Lake Forest	Lake	N/A	N/A	N/A	New, 1-28-98	R2.55
Mendota Solid Waste Transfer Station	Mendota	LaSalle	N/A	N/A	N/A		R1.17
Montgomery Trucking	Elizabeth	JoDaviess	N/A	N/A	N/A	New, 7-24-97	R1.18
Mr. K's Garden & Mat'l. Center TS	Park Ridge	Cook	N/A	N/A	N/A		R2.60
Nameoki Township Transfer Station	Granite City	Madison	N/A	N/A	N/A		R6.16
Northwest Mat'l. Recov. & Recyc. Facility	Chicago	Cook	N/A	N/A	N/A		R2.63
Ravenswood Disposal Service TS	Chicago	Cook	N/A	N/A	N/A		R2.64
Riverdale Recycling	Riverdale	Cook	N/A	N/A	N/A	New, 12-19-97	R2.65
Rolling Meadows Trans. Stn.	Rolling Meadows	Cook	N/A	N/A	N/A	New, 3-1-99	R2.66
Suburban Transfer Station	Crestwood	Cook	N/A	N/A	N/A		R2.70
TCD Services Trans. Stn.	Wilmington	Will	N/A	N/A	N/A	Closed, 1998	R2.71
United Disposal of Bradley Trans. Stn.	Bradley	Kankakee	N/A	N/A	N/A		R2.72
Waste Management/Springfield TS	Springfield	Sangamon	N/A	N/A	N/A		R5.13
Totals			6,480,400	25,390			
Average							

N/A Did not voluntarily report the amount accepted in 1998.

**Landscape Waste
Compost Facility
Owners and Operators
Alphabetic by Facility**

Appendix H: Landscape Waste Compost Facility Owners and Operators

	Municipality	Owner	Operator	Status	Page
BFI Modern Landfill	Belleville	BFI Wst. Stms. of North America Inc.	BFI Wst. Stms. of North America Inc.	A	R6.19
Brickyard Disposal & Recycling	Danville	Brickyard Disposal & Recycling Inc.	City of Danville	A	R4.22
CDT Landfill Corp.	Joliet	CDT Landfill Corp.	CDT Landfill Corp.	A	R2.80
Centralia Landscape & Waste Recyc.	Centralia	City of Centralia, Public Works	City of Centralia, Public Works	A	R6.20
Chicago Botanic Garden	Glencoe	Cook County Forest Preserve Dist.	Chicago Botanic Garden	A	R2.81
CID RDF #4 Compost Facility	Chicago	Waste Management of Illinois Inc.	Waste Management of Illinois Inc.	N	R2.82
Coles County Landfill	Charleston	Allied Waste Industries Inc.	Allied Waste Industries Inc.	A	R4.23
Crystal Lake Composting	Crystal Lake	City of Crystal Lake, Engineering Dept.	City of Crystal Lake, Engineering Dept.	A	R2.83
D & L Landfill	Greenville	D & L Landfill Inc.	D & L Landfill Inc.	IA	R6.21
DeKalb County Landfill	DeKalb	Waste Management of Illinois Inc.	Waste Management of Illinois Inc.	A	R1.23
Dirksen Parkway Compost Facility	Springfield	Secretary of State, Physical Services	Secretary of State, Physical Services	A	R5.14
Dixon/GROP Landfill #2	Dixon	City of Dixon	Allied Waste Industries of Illinois	A	R1.24
DK-Lake Bluff	Lake Bluff	Village of Lake Bluff	DK Recycling Systems Inc.	A	R2.84
Elgin Compost Facility	Elgin	City of Elgin	City of Elgin	A	R2.85
Envirotech	Morris	Envirotech Inc.	Envirotech Inc.	C	R2.86
Freeport Municipal Landfill #4	Freeport	City of Freeport	City of Freeport	A	R1.25
Green Organics Inc.	Bristol	Scotts/Hydroponex	O.M. Scott & Sons Co.	A	R2.87
Hazel Crest Composting	Hazel Crest	Village of Hazel Crest	Village of Hazel Crest	A	R2.88
James Park Leaf Compost	Evanston	City of Evanston	City of Evanston	A	R2.89
Knox County Landfill Compost Site	Wataga	Knox County Landfill Dept.	Knox County Landfill Dept.	A	R3.21
Lake Bluff Municipal #2 Compost Fac.	Lake Bluff	Village of Lake Bluff	DK Recycling Systems Inc.	A	R2.90
Lake Forest Recycling Center	Lake Forest	City of Lake Forest	DK Recycling Systems Inc.	A	R2.91
Land & Lakes #2 Landfill	Chicago	MCM Land Co.	Land & Lakes Co.	A	R2.92
Land & Lakes/Wheeling	Deerfield	Land & Lakes Co.	Land & Lakes Co.	A	R2.93
Land & Lakes/Willow Ranch	Romeoville	Land & Lakes/Willow Ranch	NBD Trust Co. of Illinois	A	R2.94
Landscape Recycling Center	Urbana	City of Urbana, Public Works	Landscape Recycling Center	A	R4.24
LDK Compost	Lake Bluff	MBL Development	LDK Composting Inc.	A	R2.95
Macon County Composting Facility	Decatur	Edward Larry Garver Jr.	Romer Brothers	A	R4.25
Macon County Landfill	Decatur	Macon County Landfill Corp.	Macon County Landfill Corp.	A	R4.26
Meadowview Yard Waste Conversion	Grayslake	Waste Management of Illinois Inc.	Waste Management of Illinois Inc.	C	R2.96
Milam RDF	Madison	Waste Management of Illinois Inc.	Waste Management of Illinois Inc.	A	R6.22
Monmouth Municipal	Monmouth	City of Monmouth	City of Monmouth	A	R3.22
Mt. Carmel Compost Facility	Mt. Carmel	City of Mt. Carmel	City of Mt. Carmel	IA	R7.13
Nashville Municipal	Nashville	City of Nashville	City of Nashville	A	R6.23
New Earth	Cartersville	New Earth	New Earth	A	R7.14
Pekin Composting Facility	Pekin	J. D. Mahoney (Pekin Recyc. Center)	City of Pekin	A	R3.23
Peoria City/Co. LF #1 Compost Site	Brimfield	City & County of Peoria	Waste Management of Illinois Inc.	A	R3.24
Peru Municipal Landfill #2	Peru	City of Peru	City of Peru	A	R1.26
Quad Cities Landfill	Milan	BFI Wst. Stms. of North America Inc.	BFI Wst. Stms. of North America Inc.	C	R3.25
Quincy Compost Facility	Quincy	Quincy Compost Facility	Quincy Compost Facility	A	R5.15
Red Bud Composting Facility	Red Bud	City of Red Bud, City Superintendent	City of Red Bud, City Superintendent	IA	R6.24
Rockford Composting Facility	Cherry Valley	City of Rockford, Public Works	Alliance Waste Systems	A	R1.27
Roxana Landfill Authority	Roxana	Roxana Landfill Authority Inc.	Roxana Landfill Authority Inc.	A	R6.25
Salem Municipal Landfill #2	Salem	City of Salem, Public Works	City of Salem, Public Works	A	R6.26
Sangamon One	Springfield	City of Springfield	City of Springfield	A	R5.16
South Chain of Rocks RDF-Phase 2	Madison	Waste Management of Illinois Inc.	Waste Management of Illinois Inc.	A	R6.27
South Meridian Composting	Rockford	North Rockford Investment	Meridian Compost Corporation	A	R1.28
Starlight Drive-in Compost Facility	Kankakee	City of Kankakee	City of Kankakee	N	R2.97
States Land Improve. LSW Processing	Ottawa	States Land Improvement Corp.	States Land Improvement Corp.	A	R1.29

Appendix H: Landscape Waste Compost Facility Owners and Operators

	Municipality	Owner	Operator	Status	Page
Thelen Sand & Gravel	Antioch	Thelen Sand & Gravel	Thelen Sand & Gravel	A	R2.98
Upper Rock Island County Landfill	East Moline	Upper Rock Island County Landfill	Upper Rock Island County Landfill	A	R3.26
Willow Ranch Composting Facility	Romeoville	Land & Lakes Co.	Willow Ranch Composting Facility	A	R2.99
Winnetka Municipal	Winnetka	Village of Winnetka	DK Recycling Systems Inc.	A	R2.100

Status: A = Active C = Closed IA = Inactive N = New (Opened in 1998)
 N/A = Did not report; permit has not expired

**Landscape Waste
Compost Facility
Owners and Operators
Alphabetic by County**

Appendix I: Landscape Waste Compost Facility Owners and Operators

County Municipality	Facility Identification No.	Owner	Operator
Adams Quincy	Quincy Compost Facility 0010650038	Quincy Compost Facility 730 Maine St., Suite 215 Quincy, Ill. 62301 217-228-4557	Quincy Compost Facility 200 E. Lock & Dam Road Quincy, Ill. 62301 217-228-4557
Bond Greenville	D & L Landfill 0050050007 (inactive 1996-98)	D & L Landfill Inc. Rural Route 3, Box 58 Greenville, Ill. 62246 618-663-2587	D & L Landfill Inc. Rural Route 3, Box 58 Greenville, Ill. 62246 618-664-2587
Champaign Urbana	Landscape Recycling Center 0191050019 (Permit Renewal Expected)	City of Urbana, Public Works 706 S. Glover Urbana, Ill. 61801 217-384-2393	Landscape Recycling Center 1210 E. University Urbana, Ill. 61801 217-384-2393
Coles Charleston	Coles County Landfill 0298050007	Allied Waste Industries Inc. West Route 316, Box 137 Charleston, Ill. 61920 217-345-7414	Allied Waste Industries Inc. West Route 316, Box 137 Charleston, Ill. 61920 217-345-7414
Cook Chicago	CID RDF #4 Compost Facility 0310390001 (New, open 7-21-98)	Waste Management of Illinois Inc.* P.O. Box 1309 Calumet City, Ill. 60409 773-646-3099	Waste Management of Illinois Inc.* P.O. Box 1309 Calumet City, Ill. 60409 773-646-3099
Cook Evanston	James Park Leaf Compost 0310810013	City of Evanston 2100 Ridge Ave. Evanston, Ill. 60201 847-866-2940	City of Evanston 2100 Ridge Ave. Evanston, Ill. 60201 847-866-2940
Cook Glencoe	Chicago Botanic Garden 0310990003	Cook County Forest Preserve Dist. 536 N. Harlem Ave. River Forest, Ill. 60305 773-261-8400	Chicago Botanic Garden Box 400 Glencoe, Ill. 60022 847-835-5500
Cook Hazel Crest	Hazel Crest Composting 0311170002	Village of Hazel Crest 3000 W. 170th Place Hazel Crest, Ill. 60429 708-335-9600	Village of Hazel Crest 3000 W. 170th Place Hazel Crest, Ill. 60429 708-335-9600
Cook Winnetka	Winnetka Municipal 0313330001	Village of Winnetka 510 Green Bay Road Winnetka, Ill. 60093 847-501-6000 x126	DK Recycling Systems Inc. 11 N. Skokie Highway Lake Bluff, Ill. 60044 847-234-5499
Cook Chicago	Land & Lakes #2 Landfill 0316000005	MCM Land Co. 123 N. Northwest Highway Park Ridge, Ill. 60068 847-825-5000	Land & Lakes Co. Box 778 Park Ridge, Ill. 60068 847-825-5000
DeKalb DeKalb	DeKalb County Landfill Compost Facility 0378020001	Waste Management of Illinois Inc.* 3033 Butterfield Road Oak Brook, Ill. 60521 630-572-8800	Waste Management of Illinois Inc.* 3033 Butterfield Road Oak Brook, Ill. 60521 630-572-8800

Appendix I: Landscape Waste Compost Facility Owners and Operators

County Municipality	Facility Identification No.	Owner	Operator
Grundy Morris	Environtech 0638140002 (Closed in 1997)	Environtech Inc.* 1800 N. Ashley Road Morris, Ill. 60450 815-942-1800	Environtech Inc.* 1800 N. Ashley Road Morris, Ill. 60450 815-942-1800
Kane Elgin	Elgin Compost Facility 0894380047 (City LSW's only)	City of Elgin 150 Dexter Court Elgin, Ill. 60120 847-931-5955	City of Elgin 150 Dexter Court Elgin, Ill. 60120 847-931-5955
Kankakee Kankakee	Starlight Drive-in Compost Facility 0918045001 (new, open 3-18-98)	City of Kankakee 401 West Oak St. Kankakee, Ill. 60901 815-933-8472	City of Kankakee 401 West Oak St. Kankakee, Ill. 60901 815-933-8472
Kendall Bristol	Green Organics Inc. 0938010005 (Formerly Scotts Composting)	Scotts/Hydroponex 23580 Bluff Road Channahon, Ill. 60410 N/A	O.M. Scott & Sons Co. 14310 Scottslawn Road Maryville, Ohio 43041 800-521-7473
Knox Wataga	Knox County Landfill Compost Site 0950600001	Knox County Landfill Dept. 519 McClure St. Galesburg, Ill. 61401 309-341-0901	Knox County Landfill Dept. 519 McClure St. Galesburg, Ill. 61401 309-341-0901
Lake Grayslake	Meadowview Yard Waste Conversion 0970250008 (closed, 3-20-98)	Waste Management of Illinois Inc. 3003 Butterfield Road Oak Brook, Ill. 60521 847-223-5352	Waste Management of Illinois Inc. 3003 Butterfield Road Oak Brook, Ill. 60521 630-572-8800
Lake Lake Bluff	Lake Bluff Municipal #2 Compost Facility 0970750002	Village of Lake Bluff 40 E. Center Ave. Lake Bluff, Ill. 60044 847-866-2940	DK Recycling Systems Inc. 11 N. Skokie Highway Lake Bluff, Ill. 60044 847-234-5499
Lake Lake Bluff	DK-Lake Bluff 0970750012	Village of Lake Bluff 40 E. Center St. Lake Bluff, Ill. 60044 847-866-2940	DK Recycling Systems Inc. 11 N. Skokie Highway Lake Bluff, Ill. 60044 847-234-5499
Lake Lake Forest	Lake Forest Recycling & Compost Center 0970800005	City of Lake Forest 220 E. Deer Path Lake Forest, Ill. 60845 708-234-3537	DK Recycling Systems Inc. 11 N. Skokie Highway Lake Bluff, Ill. 60044 847-234-5499
Lake Lake Bluff	LDK Compost 0971250014 (AKA DK Lenzini)	MBL Development 200 Industrial Drive Lincolnshire, Ill. 60069 N/A	LDK Composting Inc. 11 N. Skokie Highway Lake Bluff, Ill. 60044 847-234-5499
Lake Deerfield	Land & Lakes/Wheeling Compost Facility 0978120004	Land & Lakes Co. Box 778 Park Ridge, Ill. 60068 847-825-5000	Land & Lakes Co. Box 778 Park Ridge, Ill. 60068 847-825-5000
LaSalle Ottawa	States Land Improvement LSW Processing 0990800040	States Land Improvement Corp. Box 520 Ottawa, Ill. 61350-0520 815-434-1808	States Land Improvement Corp. Box 520 Ottawa, Ill. 61350-0520 815-434-1808
LaSalle Peru	Peru Municipal Landfill #2 Compost Facility 0990850002	City of Peru 706 Putnam St. Peru, Ill. 61354 815-223-2962	City of Peru 706 Putnam St. Peru, Ill. 61354 815-223-2962

Appendix I: Landscape Waste Compost Facility Owners and Operators

County Municipality	Facility Identification No.	Owner	Operator
Lee Dixon	Dixon/GROP Landfill #2 Compost Facility 1038010002	City of Dixon 121 W. Second St. Dixon, Ill. 61021 815-288-1485	Allied Waste Industries of Illinois 13701 S. Kostner Ave. Crestwood, Ill. 60445 708-824-3060
Macon Decatur	Macon County Composting Facility 1150150066	Edward Larry Garver Jr. Rural Route 3, Box 168 Decatur, Ill. 62526 N/A	Romer Brothers Rural Route 1, Box 147 Decatur, Ill. 62526 N/A
Macon Decatur	Macon County Landfill Compost Facility 1158040008	Macon County Landfill Corp. Rural Route 8, Box 115-Hill Road Decatur, Ill. 62522 217-963-2976	Macon County Landfill Corp. Rural Route 8, Box 115-Hill Road Decatur, Ill. 62522 217-963-2976
Madison Roxana	Roxana Landfill Authority Compost Facility 1190250011	Roxana Landfill Authority Inc. 4600 Cahokia Creek Road Roxana, Ill. 62084 618-656-6912	Roxana Landfill Authority Inc. 4600 Cahokia Creek Road Roxana, Ill. 62084 618-656-6912
Madison Madison	South Chain of Rocks RDF-Phase 2 1198010002	Waste Management of Illinois Inc. 3399 W. Chain of Rocks Road Granite City, Ill. 62040 618-797-0405	Waste Management of Illinois Inc. 3399 W. Chain of Rocks Road Granite City, Ill. 62040 618-797-0405
Marion Centralia	Centralia Landscape & Waste Recycling 1218020012	City of Centralia, Public Works 222 S. Poplar St. Centralia, Ill. 62801 618-533-7644	City of Centralia, Public Works 222 S. Poplar St. Centralia, Ill. 62801 618-533-7644
Marion Salem	Salem Municipal Landfill #2 1218130007	City of Salem, Public Works 101 S. Broadway Salem, Ill. 62881 618-548-2222	City of Salem, Public Works 101 S. Broadway Salem, Ill. 62881 618-548-2222
McHenry Crystal Lake	Crystal Lake Composting 1110150034	City of Crystal Lake, Engineering Dept. Box 597 Crystal Lake, Ill. 60014 815-459-2020	City of Crystal Lake, Engineering Dept. P.O. Box 597 Crystal Lake, Ill. 60014 815-459-2020
McHenry Antioch	Thelen Sand & Gravel 1114200001	Thelen Sand & Gravel 28955 West Route 173-B Antioch, Ill. 60002 847-395-3313	Thelen Sand & Gravel 28955 Route 173-B Antioch, Ill. 60002 847-395-3313
Peoria Brimfield	Peoria City/County Landfill #1 Compost Site 1438165005 (New operator, 1998)	City of Peoria/County of Peoria/Joint Solid Waste Disposal Facility Board 419 Fulton St. Peoria, Ill. 61612 309-494-8800	Waste Management of Illinois Inc. 11501 W. Cottonwood Road Brimfield, Ill. 61517 309-565-4281
Randolph Red Bud	Red Bud Composting Facility 1570450002 (inactive)	City of Red Bud, City Superintendent 200 E. Market Red Bud, Ill. 62278 618-282-3339 or 618-282-2315	City of Red Bud, City Superintendent 200 E. Market Red Bud, Ill. 62278 618-282-3389 or 618-282-2315
Rock Island Milan	Quad Cities Landfill 1610400007 (closed, in 1997)	BFI Wst. Stms. of North America Inc. 13606 Knoxville Road Milan, Ill. 61264 309-787-2303	BFI Wst. Stms. of North America Inc. 13606 Knoxville Road Milan, Ill. 61264 309-787-2303
Rock Island East Moline	Upper Rock Island County Landfill 1618100014	Upper Rock Island County Landfill 17201 20th Avenue North East Moline, Ill. 61244 309-496-2396	Upper Rock Island County Landfill 17201 20th Avenue North East Moline, Ill. 61244 309-496-2396

Appendix I: Landscape Waste Compost Facility Owners and Operators

County Municipality	Facility Identification No.	Owner	Operator
Sangamon Springfield	Dirksen Parkway Compost Facility 1671200110 (AKA Secretary of State)	Secretary of State, Physical Services Room 189, Howlett Building Springfield, Ill. 62756 N/A	Secretary of State, Physical Services 2901 S. Dirksen Parkway Springfield, Ill. 62702 N/A
Sangamon Springfield	Sangamon One 1671200134 (only brush-chipping)	City of Springfield Rm. 100, Municipal Building Springfield, Ill. 62701 217-789-2327	City of Springfield Rm. 100, Municipal Building Springfield, Ill. 62701 217-789-2327
St. Clair Belleville	BFI Modern Landfill Compost Facility 1630100022	BFI Waste Systems of N. America Inc. 3521 Centreville Ave. Belleville, Ill. 62223 618-235-9625	BFI Waste Systems of N. America Inc. 3521 Centreville Ave. Belleville, Ill. 62223 618-235-9625
St. Clair Madison	Milam RDF Compost Facility 1630450001	Waste Management of Illinois Inc. 601 Madison Road East St. Louis, Ill. 62201 618-271-6788 x 122	Waste Management of Illinois Inc. 601 Madison Road East St. Louis, Ill. 62201 618-271-6788 x 122
Stephenson Freeport	Freeport Municipal Landfill #4 1770200015	City of Freeport 230 W. Stephenson St. Freeport, Ill. 61032 815-235-8204	City of Freeport 230 W. Stephenson St. Freeport, Ill. 61032 815-235-8204
Tazewell Pekin	Pekin Composting Facility 1790600019	J. D. Mahoney (Pekin Recycling Center) 14379 Illinois Route 29 Pekin, Ill. 61554 309-347-7166	City of Pekin 400 Margaret St. Pekin, Ill. 61554 N/A
Vermilion Danville	Brickyard Disposal & Recycling 1838040029	Brickyard Disposal & Recycling Inc. 601 E. Brickyard Road, Box 985 Danville, Ill. 61834-3242 217-442-8139	City of Danville 17 W. Main Danville, Ill. 61832 N/A
Wabash Mt. Carmel	Mt. Carmel Compost Facility 1850200017 (Inactive)	City of Mt. Carmel 219 Market St. Mt. Carmel, Ill. 62863 618-262-4822	City of Mt. Carmel 219 Market St. Mt. Carmel, Ill. 62863 618-262-4822
Warren Monmouth	Monmouth Municipal 1878080001	City of Monmouth 112 N. Main St. Monmouth, Ill. 61462 309-734-2141	City of Monmouth 112 N. Main St. Monmouth, Ill. 61462 309-734-2141
Washington Nashville	Nashville Municipal Compost Facility 1890300009	City of Nashville 190 N. East Court St. Nashville, Ill. 62263 618-327-8918	City of Nashville 190 N. East Court St. Nashville, Ill. 62263 618-327-8918
Will Romeoville	Willow Ranch Composting Facility 1970100001	Land & Lakes Co. 123 N. Northwest Highway Park Ridge, Ill. 60068 847-825-5000	Willow Ranch Composting Facility 1371 N. Joliet Road Romeoville, Ill. 60441 630-739-0398
Will Romeoville	Land & Lakes/Willow Ranch 1978030003	Land & Lakes/Willow Ranch 123 N. Northwest Highway Park Ridge, Ill. 60068 847-825-5000	NBD Trust Co. of Illinois 1 S. Northwest Highway Park Ridge, Ill. 60068 N/A
Will Joliet	CDT Landfill Corp. Compost Facility 1978170005	CDT Landfill Corp. 2851 Mound Road Joliet, Ill. 60436 815-741-0736	CDT Landfill Corp. 2851 Mound Road Joliet, Ill. 60436 815-741-0736

Appendix I: Landscape Waste Compost Facility Owners and Operators

County Municipality	Facility Identification No.	Owner	Operator
Williamson Carterville	New Earth 1998520006	New Earth Route 3, Box 6A Carterville, Ill. 62918 618-985-5007	New Earth Route 3, Box 6A Carterville, Ill. 62918 618-985-5007
Winnebago Rockford	South Meridian Composting 2010300109	North Rockford Investment Box 1171 Rockford, Ill. 61105 815-378-0967	Meridian Compost Corporation 1800 S. Meridian Road Rockford, Ill. 61102 815-962-5919
Winnebago Cherry Valley	Rockford Composting Facility 2010301128 (new owner, 2000)	City of Rockford, Public Works 425 E. State St. Rockford, Ill. 61104 815-987-5570	Alliance Waste Systems 4002 S. Main St. Rockford, Ill. 61102 815-962-1133

**Landscape Waste
Compost Facilities
Ranked by
Wastes Received**

1998

Appendix J: Landscape Waste Compost Facilities Ranked by Wastes Received: 1998

	Municipality	County	Tons/Year	Rank	Remarks	Page
BFI Modern Landfill	Belleville	St. Clair	34,334	1		R6.19
Thelen Sand & Gravel	Antioch	McHenry	34,244	2		R2.98
Land & Lakes/Wheeling	Deerfield	Lake	32,560	3		R2.93
CDT Landfill Corp.	Joliet	Will	30,458	4		R2.80
Green Organics Inc.	Bristol	Kendall	20,731	5	Formerly Scotts	R2.87
Milam RDF	Madison	St. Clair	20,392	6		R6.22
Rockford Composting Facility	Cherry Valley	Winnebago	15,834	7	New owner in 2000	R1.27
DeKalb County Landfill	DeKalb	DeKalb	14,587	8		R1.23
LDK Compost	Lake Bluff	Lake	11,716	9	AKA DK Lenzini	R2.95
Landscape Recycling Center	Urbana	Champaign	9,649	10	Renewal Expected	R4.24
Willow Ranch Composting Facility	Romeoville	Will	9,326	11		R2.99
South Meridian Composting	Rockford	Winnebago	8,800	12		R1.28
Monmouth Municipal	Monmouth	Warren	6,297	13		R3.22
Land & Lakes/Willow Ranch	Romeoville	Will	6,218	14		R2.94
Peoria City/Co. LF #1 Compost Site	Brimfield	Peoria	5,564	15	New operator in '98	R3.24
Roxana Landfill Authority	Roxana	Madison	5,306	16		R6.25
Lake Forest Recycling & Compost Center	Lake Forest	Lake	5,245	17		R2.91
Macon County Composting Facility	Decatur	Macon	5,100	18		R4.25
Sangamon One	Springfield	Sangamon	4,500	19	Only brush-chipped	R5.16
CID RDF #4 Compost Facility	Chicago	Cook	3,916	20	New, 7-21-98	R2.82
Macon County Landfill	Decatur	Macon	3,814	21		R4.26
Winnetka Municipal	Winnetka	Cook	3,660	22		R2.100
Quincy Compost Facility	Quincy	Adams	3,230	23		R5.15
Upper Rock Island County Landfill	East Moline	Rock Island	3,046	24		R3.26
Hazel Crest Composting	Hazel Crest	Cook	2,909	25		R2.88
Crystal Lake Composting	Crystal Lake	McHenry	2,759	26		R2.83
Pekin Composting Facility	Pekin	Tazewell	2,745	27		R3.23
Land & Lakes #2 Landfill	Chicago	Cook	2,743	28		R2.92
Elgin Compost Facility	Elgin	Kane	2,738	29	City LSW's only	R2.85
Knox County Landfill Compost Site	Wataga	Knox	2,518	30		R3.21
Freeport Municipal Landfill #4	Freeport	Stephenson	2,387	31		R1.25
Brickyard Disposal & Recycling	Danville	Vermilion	2,346	32		R4.22
DK-Lake Bluff	Lake Bluff	Lake	2,143	33		R2.84
James Park Leaf Compost	Evanston	Cook	1,939	34		R2.89
South Chain of Rocks RDF-Phase 2	Madison	Madison	1,681	35		R6.27
Chicago Botanic Garden	Glencoe	Cook	1,431	36		R2.81
Salem Municipal Landfill #2	Salem	Marion	1,380	37		R6.26
Coles County Landfill	Charleston	Coles	1,222	38		R4.23
Peru Municipal Landfill #2	Peru	LaSalle	945	39		R1.26
Mt. Carmel Compost Facility	Mt. Carmel	Wabash	928	40	Inactive	R7.13
New Earth	Carterville	Williamson	891	41		R7.14
Dixon/GROP Landfill #2	Dixon	Lee	866	42		R1.24
States Land Improve. LSW Processing	Ottawa	LaSalle	778	43		R1.29
Lake Bluff Municipal #2 Compost Fac.	Lake Bluff	Lake	744	44		R2.90
Nashville Municipal	Nashville	Washington	486	45		R6.23

Appendix J: Landscape Waste Compost Facilities Ranked by Wastes Received: 1998

	Municipality	County	Tons/Year	Rank	Remarks	Page
Red Bud Composting Facility	Red Bud	Randolph	155	46	Inactive	R6.24
Centralia Landscape & Waste Recyc.	Centralia	Marion	60	47		R6.20
Starlight Drive-in Compost Facility	Kankakee	Kankakee	22	48	New, 3-18-98	R2.97
Dirksen Parkway Compost Facility	Springfield	Sangamon	11	49	AKA Sec. of State	R5.14
Meadowview Yard Waste Conversion	Grayslake	Lake	0	0	Closed, 3-20-98	R2.96
D & L Landfill	Greenville	Bond	N/A	N/A	Inactive	R6.21
Total			335,354			

N/A Did not report waste accepted, permit has not expired.

**Contact List for
Solid Waste Planning
and Recycling
Alphabetic by County**

Appendix K: Contact List For Solid Waste Planning and Recycling

County	Organization	Contact	Phone
Adams	Adams County Health Department	Mr. Leonard Schnellbecker	217-222-8440 Ext. 132
Alexander	Alexander County Commissioners	Mr. Andy Clarke	618-734-2208
Bond	Bond County Health Department	Ms. Merri Cross	618-664-1442 Ext. 6
Boone	Boone County Government	Mr. Kenneth Terrinoni	815-547-4770
Brown	Two Rivers Regional Council of Public Officials	Dr. Sam Baner	217-224-8171 Ext. 313
Bureau	Bureau County	Ms. Kris Donarski	815-875-2077
Calhoun	Calhoun County	Mr. Lester Sontag	618-576-2589
Carroll	JoDaviess/Carroll County Solid Waste Agency	Mr. Paul Hartman	815-273-2251
Cass	Two Rivers Regional Council of Public Officials	Dr. Sam Baner	217-224-8171 Ext. 313
Champaign	Champaign County Administrator's Office	Ms. Deb Busey	217-384-3776
Christian	Christian County Solid Waste Management Department	Mr. Joe Stepping	217-287-2334
Clark	Coles County Regional Planning and Devel. Commission	Mr. Jeff Lahr	217-348-0521
Clay	Clay County Health Department	Mr. Bill Jay Bruce	618-662-4406
Clinton	Clinton County Health Department	Mr. Mike McMillan	618-594-2723
Coles	Coles County Regional Planning and Devel. Commission	Mr. Jeff Lahr	217-348-0521
Cook	Cook County Department of Environmental Control	Mr. Dionisio Evangelista	312-603-8200
	Chicago Department of Environment	Mr. Brian Loll	312-744-5721
	Solid Waste Agency of Northern Cook County	Mr. Brooke Beal	847-296-9205
	South Suburban Mayors and Managers Association	Ms. Karen Hoffschmidt	708-206-1155
	West Cook County Solid Waste Agency	Mr. Allen Bonini	708-450-0100 Ext. 241
Crawford	Ambrav Valley Solid Waste Management Agency	Mr. Richard Ralston	618-544-7045
Cumberland	Coles County Regional Planning and Devel. Commission	Mr. Jeff Lahr	217-348-0521
DeKalb	DeKalb County Health Department	Mr. Peter Adrian	815-748-2451
DeWitt	DeWitt County State's Attorney's Office	Mr. William Gregory	217-935-8391
Douglas	Douglas County Board	Mr. Merle Greger	217-832-8273
DuPage	DuPage County Solid Waste Department	Ms. Teresa Roberts	630-682-7373
Edgar	Coles County Regional Planning and Devel. Commission	Mr. Jeff Lahr	217-348-0521
Edwards	Edwards County	Ms. Becky Alka	618-445-2818
Effingham	Effingham County Health Department	Ms. Donna Overbeck	217-342-9237
Fayette	Fayette County Health Department	Mr. David Hall	618-283-1044
Ford	Ford County Board	Mr. Bob Lindgren	217-386-2442
Franklin	Franklin County	Mr. Keith Ward	618-439-4038
Fulton	Fulton County Health Department	Ms. Rita Wilkinson	309-647-1134 Ext. 246
Gallatin	Egyptian Public & Mental Health Department	Mr. Danny January	618-273-3326
Greene	Greene County	Ms. Sue Ellen Houseman	217-942-3192
Grundy	Grundy County Office of Solid Waste Management	Ms. Lorraine Morris	815-941-3214
Hamilton	Hamilton County Board	Mr. Robert Brockett	618-643-2721
Hancock	Hancock County Board	Mr. David Leffler	217-256-4648 or 847-3605
Hardin	Hardin County	Mr. Ronald Armstrong	618-287-2251
Henderson	Henderson County Solid Waste Planning Department	Mr. John Carrier	309-867-2780
Henry	Henry County Orbital Recycling Program	Mr. Steve Magerkurth	309-944-8881
Iroquois	Iroquois County Administrative Center	Mr. Brian Martell	815-683-2905
Jackson	Jackson County Health Department	Mr. Bart Hagston	618-684-3143 Ext. 136
Jasper	Jasper County Highway Department	Mr. Richard Patterson	618-783-2915
Jefferson	Jefferson County Health Department	Ms. Randi Koester	618-244-7134
Jersey	Jersey County	Mr. Alley Ringhausen	618-498-5571 Ext. 146
JoDaviess	JoDaviess/Carroll County Solid Waste Agency	Mr. Paul Hartman	815-273-2251
Johnson	Johnson County Commissioners	Mr. Max Ray	618-658-9691
Kane	Kane County Environmental Management Dept.	Mr. Gary Mielke	630-208-3841
Kankakee	Kankakee County	Mr. Efraim Gil	815-937-2940
Kendall	Kendall County	Mr. Marlin Hartman	815-467-9201
Knox	Knox County Landfill Department	Mr. Larry Larson	309-341-0901
Lake	Solid Waste Agency of Lake County	Mr. Mark Loughmiller	847-336-9340 Ext. 3

Appendix K: Contact List For Solid Waste Planning and Recycling

County	Organization	Contact	Phone
LaSalle	LaSalle Co. Dept. of Environmental Services & Land Use	Mr. Michael E. Harsted	815-434-8666
Lawrence	Ambraw Valley Solid Waste Management	Mr. Richard Ralston	618-544-7045
Lee	Lee County	Mr. Walter Willis	815-284-1164
Livingston	Livingston County Zoning Department	Mr. Chuck Schopp	815-844-7741
Logan	Logan County Joint Solid Waste Agency	Mr. Kenneth Schwab	217-732-9636
Macon	Macon County Solid Waste Management Department	Ms. Sherri Ludlum	217-425-4505
Macoupin	Macoupin County	Mr. Richard Lounsbury	217-854-3717
Madison	Madison County Environmental Department	Ms. Denise McClearey	618-692-6200 Ext. 4666
Marion	Marion County Clerk's Office	Mr. Cliff Neudecker	618-548-3868
Marshall	Three County Recycling Program	Ms. Cyndie Phillippe	309-364-3133
Mason	Two Rivers Regional Council of Public Officials	Dr. Sam Baner	217-224-8171 Ext. 313
Massac	Massac County Commissioners	Mr. Dale Obermark	618-524-5213
McDonough	Western Illinois Regional Council	Mr. Chad Braatz	309-837-3941
McHenry	McHenry County Department of Planning and Development	Ms. Leonore Buckley	815-334-4560
McLean	Ecology Action Center	Ms. Michelle Covi	309-454-3169
Menard	Menard County Health Department	Mr. Dean Heyen	217-632-3196
Mercer	Western Illinois Regional Council	Mr. Chad Braatz	309-837-3941
Monroe	Monroe-Randolph Bi-County Health Department	Mr. John Wagner	618-939-3871
Montgomery	Montgomery Co. Economic Development Department	Mr. Don Gregg	217-532-9577
Morgan	Morgan County Commissioners	Mr. Virgil Smith	217-245-4619
Moultrie	Coles County Regional Planning and Devel. Commission	Mr. Jeff Lahr	217-348-0521
Ogle	Ogle County Solid Waste Management Department	Mr. Steve Rypkema	815-732-4020
Peoria	Peoria County	Mr. John Dougherty	309-672-6932
Perry	Perry County Health Department	Mr. Kevin Baity	618-357-5371 Ext. 124
Piatt	Piatt County Board	Mr. Robert H. Scheffer	217-762-7009
Pike	Two Rivers Regional Council of Public Officials	Dr. Sam Baner	217-224-8171 Ext. 313
Pope	Pope County Commissioners	Ms. Kelly King	618-683-8101
Pulaski	Pulaski County Commissioners	Mr. Jerry P. Thurston	618-748-9360
Putnam	Three County Recycling Program	Ms. Cyndie Phillippe	309-364-3133
Randolph	Monroe-Randolph Bi-County Health Department	Mr. Mike Springston	618-443-4127
Richland	Ambraw Valley Solid Waste Management	Mr. Richard Ralston	618-544-7045
Rock Island	Rock Island County Waste Management Agency	Ms. Gena McCullough	309-788-8925
Saline	Egyptian Public & Mental Health Department	Mr. Danny January	618-273-3326
Sangamon	Sangamon County Department of Public Health	Ms. Susan Bond	217-535-3100
Schuyler	Two Rivers Regional Council of Public Officials	Dr. Sam Baner	217-224-8171 Ext. 313
Scott	Two Rivers Regional Council of Public Officials	Dr. Sam Baner	217-224-8171 Ext. 313
Shelby	Coles County Regional Planning and Devel. Commission	Mr. Jeff Lahr	217-348-0521
St. Clair	St. Clair County Health Department	Ms. Barb Hohlt	618-233-7769
Stark	Three County Recycling Program	Ms. Cyndie Phillippe	309-364-3133
Stephenson	Stephenson County Highway Department	Mr. Chris Isbell	815-235-7497
Tazewell	Tazewell County Health Department	Mr. Ray Corey	309-925-5511
Union	Union County Commissioners	Mr. Lee Roy Rendleman	618-833-5711
Vermilion	Vermilion County Health Department	Ms. Lynn Wolgamot	217-431-2662 Ext. 249
Wabash	Wabash County Health Department	Mr. Mike Henry	618-263-3873
Warren	Western Illinois Regional Council	Mr. Chad Braatz	309-837-3941
Washington	Washington County Board	Mr. Larry Unberfehrt	618-493-7346
Wayne	Wayne County Health Dept.	Mr. Clark Griffith	618-842-4571
White	Egyptian Public & Mental Health Department	Mr. Danny January	618-273-3326
Whiteside	Whiteside County Public Works Department	Mr. Ed Powers	815-772-7651
Will	Will County Land Use Dept., Waste Services Division	Mr. Larry Newton	815-727-8834
Williamson	Williamson County Commissioners	Mr. Rex Piper	618-993-1301 Ext. 135
Winnebago	Winnebago County Administration Building	Mr. Steve Chapman	815-987-2590 or 987-3068
Woodford	Association for Developmentally Disabled in Woodford Co.	Mr. Robert Harbin, Jr.	309-467-3015

**Adoption Dates
And Updates for
Solid Waste
Management Plans
Alphabetic by County**

Appendix L: Adoption Dates and Updates for Solid Waste Management Plans

County	Organization	Original Plan		Updated Plan	
		Adopted	Readopted	Completed	Due Date
Adams	Adams County Health Department	1-13-93	8-10-93		8-10-98
Alexander	Alexander County Commissioners	4-20-94	9-20-94		9-20-99
Bond	Bond County Health Department	2-7-95	1-2-96		1-2-01
Boone	Boone County Government	2-23-95			2-23-00
Brown	Two Rivers Regional Council of Public Officials	2-14-95	9-11-95		9-11-00
Bureau	Bureau County	6-13-95			6-13-00
Calhoun	Calhoun County	6-6-96			6-6-01
Carroll	JoDavies/Carroll County Solid Waste Agency	2-16-95			2-16-00
Cass	Two Rivers Regional Council of Public Officials	2-27-95	9-11-95		9-11-00
Champaign	Champaign County Administrator's Office	2-19-91		11-19-96	11-19-01
Christian	Christian County Solid Waste Management Department	7-12-94	10-11-94		10-11-99
Clark	Coles County Regional Planning & Devel. Commission	7-12-96			7-12-01
Clay	Clay County Health Department	7-9-96			7-9-01
Clinton	Clinton County Health Department	3-20-95	1-15-96		1-15-01
Coles	Coles County Regional Planning & Devel. Commission	7-9-96			7-9-01
Cook	Cook County Department of Environmental Control	5-7-95			5-7-01
	Chicago Department of Environment	3-25-92		12-1-97	12-1-02
	Solid Waste Agency of Northern Cook County	4-10-91			NA
	South Suburban Mayors and Managers Association	5-2-91			NA
	West Cook County Solid Waste Agency	6-18-92	9-17-92		NA
Crawford	Ambraw Valley Solid Waste Management Agency	1-13-95	10-13-95		10-13-00
Cumberland	Coles County Regional Planning & Devel. Commission	7-9-96			7-9-01
DeKalb	DeKalb County Health Department	4-15-95			4-15-00
DeWitt	DeWitt County State's Attorney's Office	1-12-95	9-14-95		9-14-00
Douglas	Douglas County Board	1-17-95	9-20-95		9-20-00
DuPage	DuPage County Solid Waste Department	2-26-91		11-12-96	11-12-01
Edgar	Coles County Regional Planning & Devel. Commission	7-17-96			7-17-01
Edwards	Edwards County	6-3-96			6-3-01
Effingham	Effingham County Health Department	12-19-94			12-19-99
Fayette	Fayette County Health Department	12-13-94			12-13-99
Ford	Ford County Board	1-17-95	9-12-95		9-12-00
Franklin	Franklin County	8-20-96			8-20-01
Fulton	Fulton County Health Department	7-9-96			7-9-01
Gallatin	Egyptian Public & Mental Health Department	7-13-95			7-13-00
Greene	Greene County	6-12-96			6-12-01
Grundy	Grundy County Office of Solid Waste Management	11-10-92	6-15-93	6-9-98	6-9-03
Hamilton	Hamilton County Board	No plan adopted			
Hancock	Hancock County Board	7-17-91			7-17-96
Hardin	Hardin County	4-20-94	9-6-94		9-6-99
Henderson	Henderson County Solid Waste Planning Department	9-13-94			9-13-99
Henry	Henry County Orbital Recycling Program	10-13-92		10-13-97	10-13-02
Iroquois	Iroquois County Administrative Center	12-10-91		4-8-97	4-8-02
Jackson	Jackson County Health Department	8-14-96			8-14-01
Jasper	Jasper County Highway Department	12-14-94			12-14-99
Jefferson	Jefferson County Health Department	8-12-96			8-12-01
Jersey	Jersey County	6-11-96			6-11-01
JoDavies	JoDavies/Carroll County Solid Waste Agency	2-14-95			2-14-00
Johnson	Johnson County Commissions	4-20-94	9-9-94		9-9-99
Kane	Kane County Environmental Management Dept.	11-10-92		3-10-98	3-10-03
Kankakee	Kankakee County	10-12-93	8-13-95		8-13-00
Kendall	Kendall County	5-16-95			5-16-00
Knox	Knox County Landfill Department	6-19-96			6-19-01
Lake	Solid Waste Agency of Lake County	9-12-89	9-1-91	9-13-94	9-13-99

Appendix L: Adoption Dates and Updates for Solid Waste Management Plans

County	Organization	Original Plan		Updated Plan	
		Adopted	Readopted	Completed	Due Date
LaSalle	LaSalle County Dept. of Env. Services & Land Use	11-7-91		11-7-96	11-7-01
Lawrence	Ambraw Valley Solid Waste Management	1-11-95	10-11-95		10-11-00
Lee	Lee County	8-18-93	9-18-93	10-20-98	10-20-03
Livingston	Livingston County Zoning Department	11-8-94			11-8-99
Logan	Logan County Joint Solid Waste Agency	1-17-95	9-19-95		9-19-00
Macon	Macon County Solid Waste Management Department	2-13-91		4-11-96	4-11-01
Macoupin	Macoupin County	6-10-96			6-10-01
Madison	Madison County Environmental Department	6-20-90	4-29-91	4-29-96	4-29-01
Marion	Marion County Clerk's Office	12-13-94			12-13-99
Marshall	Three County Recycling Program	6-8-95			6-8-00
Mason	Two Rivers Regional Council of Public Officials	2-14-95	10-10-95		10-10-00
Massac	Massac County Commissioners	4-20-94	9-6-94		9-6-99
McDonough	Western Illinois Regional Council	2-14-95			2-14-00
McHenry	McHenry County Department of Planning and Development	8-20-91		11-21-97	11-21-02
McLean	Ecology Action Center	10-15-91	10-20-92	12-16-97	12-16-02
Menard	Menard County Health Department	2-28-95			2-28-00
Mercer	Western Illinois Regional Council	2-15-95			2-15-00
Monroe	Monroe-Randolph Bi-County Health Department	6-20-90	4-29-91	4-29-96	4-29-01
Montgomery	Montgomery Co. Economic Development Department	6-11-96			6-11-01
Morgan	Morgan County Commissioners	2-14-95	9-25-95		9-25-00
Moultrie	Coles County Regional Planning & Devel. Commission	7-9-96			7-9-01
Ogle	Ogle County Solid Waste Management Department	11-17-92	6-15-93	6-16-98	6-16-03
Peoria	Peoria County	5-13-91		4-9-96	4-9-01
Perry	Perry County Health Department	8-27-96			8-27-01
Piatt	Piatt County Board	1-17-95	9-19-95		9-19-00
Pike	Two Rivers Regional Council of Public Officials	2-17-95	9-26-95		9-26-00
Pope	Pope County Commissioners	4-20-94	9-6-94		9-6-99
Pulaski	Pulaski County Commissioners	4-20-94	9-6-94		9-6-99
Putnam	Three County Recycling Program	6-12-95			6-12-00
Randolph	Monroe-Randolph Bi-County Health Department	2-27-95	1-16-96		1-16-01
Richland	Ambraw Valley Solid Waste Management	1-10-95	10-10-95		10-10-00
Rock Island	Rock Island County Waste Management Agency	2-20-91		1-23-96	1-23-01
Saline	Egyptian Public & Mental Health Department	7-20-95			7-20-00
Sangamon	Sangamon County Department of Public Health	2-5-91	7-9-91	8-13-96	8-13-01
Schuyler	Two Rivers Regional Council of Public Officials	2-13-95	9-11-95		9-11-00
Scott	Two Rivers Regional Council of Public Officials	2-6-95	9-18-95		9-18-00
Shelby	Coles County Regional Planning & Devel. Commission	7-10-96			7-10-01
Stark	Three County Recycling Program	6-13-95			6-13-00
St. Clair	St. Clair County Health Department	6-20-90	4-29-91	4-29-96	4-29-01
Stephenson	Stephenson County Highway Department	11-9-94			11-9-99
Tazewell	Tazewell County Health Department	3-27-91	8-28-91	8-28-96	8-28-01
Union	Union County Commissioners	4-20-94	9-7-94		9-7-99
Vermilion	Vermilion County Health Department	11-15-94			11-15-99
Wabash	Wabash County Health Department	6-3-96			6-3-01
Warren	Western Illinois Regional Council	3-6-95			3-6-00
Washington	Washington County Board	3-14-95	3-5-96		3-5-01
Wayne	Wayne County Health Dept	6-13-96			6-13-01
White	Egyptian Public & Mental Health Department	7-19-95			7-19-00
Whiteside	Whiteside County Public Works Department	9-18-91		11-19-96	11-19-01
Will	Will County Land Use Dept., Waste Services Division	1-17-91		1-17-96	1-17-01
Williamson	Williamson County Commissioners	8-29-96			8-29-01
Winnebago	Winnebago County Administration Building	2-28-91		2-22-96	2-22-01
Woodford	Association for Developmentally Disabled in Woodford Co.	7-12-94	11-14-95		11-14-00

**Municipal Waste
Generation and Recycling
Alphabetic by County**

Appendix M: Municipal Waste Generation and Recycling

County	County Seat	Pop. 7-1-98	Waste Generated			Waste Recycled		
			Latest Data	Tons	PCD	Latest Data	Tons	Percent
Adams	Quincy	67,851	1990	69,573	6	1997	18,274	26
Alexander	Cairo	10,585	1994	10,585	5.8	1994	463	4
Bond	Greenville	17,070	1990	6,577	2.4	1998	1,289	20
Boone	Belvidere	37,922	1991	23,248	4.2	1992	5,207	22
Brown ¹	Mt. Sterling	6,345	1994	2,965	2.7	1994	90	3
Bureau	Princeton	35,606	1997	22,228	3.4	1998	4,587	21
Calhoun	Hardin	4,960	1996	2,879	3.2	1996	36	1
Carroll ¹	Mount Carroll	16,941	1996	10,231	3.3	1998	2,194	21
Cass ¹	Virginia	13,223	1993	7,245	3	1993	117	2
Champaign	Urbana	168,473	1995	194,569	6.3	1995	43,948	23
Christian	Taylorville	34,608	1998	30,360	4.8	1998	9,399	24
Clark	Marshall	17,572	1994	19,121	6.5	1992	1,544	8
Clay	Louisville	14,450	1994	12,778	4.7	1994	2,989	23
Clinton	Carlyle	34,777	1998	17,215	2.7	1998	3,000	18
Coles	Charleston	51,312	1994	68,300	7.2	1992	5,010	7
Cook (subtotal)	Chicago	5,080,339		6,323,991			1,745,370	
(Chicago) ^{1&2}		2,692,071	1996	3,720,819	8.2	1996	1,060,206	29
(SSMMA)		537,215	1997	281,809	1.9	1997	59,313	21
(SWANCC)		714,053	1998	1,038,607	8	1998	289,273	28
(WCCSWA) ¹		517,000	1995	603,856	6.4	1998	161,178	27
Cook	Chicago	620,000	1997	678,900	6	1998	175,400	26
Crawford	Robinson	19,464	1998	16,340	4.6	1998	2,895	18
Cumberland	Toledo	11,172	1994	12,860	6.4	1992	1,035	8
DeKalb	Sycamore	84,169	1998	88,882	5.8	1998	43,894	49
DeWitt	Clinton	16,781	1992	10,148	3.4	1992	742	7
Douglas	Tuscola	19,782	1996	12,964	3.6	1996	880	7
DuPage	Wheaton	870,378	1996	926,895	5.8	1996	238,214	26
Edgar	Paris	19,905	1994	22,339	6.2	1992	1,091	5
Edwards	Albion	6,950	1998	5,819	4.6	1998	1,260	21
Effingham	Effingham	33,280	1995	17,288	3	1995	4,925	29
Fayette	Vandalia	21,604	1994	19,657	5.1	1994	4,158	21
Ford	Paxton	14,049	1997	7,948	3.1	1997	468	6
Franklin ¹	Benton	40,679	1998	35,739	4.8	1998	4,063	11
Fulton	Lewistown	38,405	1992	36,607	5.3	1992	1,358	4
Gallatin	Shawneetown	6,909	1998	3,783	3	1998	3	1
Greene	Carrollton	15,639	1996	11,572	4.1	1996	634	6
Grundy ¹	Morris	36,253	1997	42,570	6.5	1997	13,462	32
Hamilton	McLeansboro	8,621	N/A	N/A	N/A	N/A	N/A	N/A
Hancock	Carthage	21,146	1988	15,602	4	1988	280	2
Hardin	Elizabethtown	5,189	1994	5,487	5.8	1994	226	4
Henderson ^{1&2}	Oquawka	8,637	1998	7,911	5	1998	2,009	25
Henry ^{1&2}	Cambridge	51,453	1996	33,000	3.5	1998	2,522	8
Iroquois	Watseka	30,787	1996	28,599	5	1997	3,669	13
Jackson ^{1&2}	Murphysboro	61,154	1998	60,642	5.4	1998	10,029	17
Jasper	Newton	10,609	1997	3,485	1.8	1998	164	5
Jefferson	Mt. Vernon	38,966	1995	41,465	5.8	1995	3,380	8
Jersey	Jerseyville	19,355	1996	19,355	5	1996	1,009	5
JoDavies ¹	Galena	21,678	1998	12,697	3.2	1998	1,425	11
Johnson	Vienna	13,074	1994	13,153	5.8	1994	484	4
Kane ^{1&2}	Geneva	380,801	1998	582,960	6.9	1998	243,582	42
Kankakee	Kankakee	102,107	1998	126,715	6.8	1998	34,377	24
Kendall ¹	Yorkville	49,856	1997	49,284	5.7	1997	10,842	22
Knox ^{1&2}	Galesburg	55,559	1998	50,225	5	1998	9,632	19
Lake	Waukegan	605,116	1998	824,940	7.5	1998	336,834	41
LaSalle	Ottawa	110,000	1998	121,654	6.1	1998	30,207	25
Lawrence	Lawrenceville	15,622	1998	13,114	4.6	1998	1,698	13

Appendix M: Municipal Waste Generation and Recycling

County	County Seat	Pop. 7-1-98	Waste Generated			Waste Recycled		
			Latest Data	Tons	PCD	Latest Data	Tons	Percent
Lee	Dixon	35,777	1996	32,491	5	1996	8,029	25
Livingston	Pontiac	40,316	1992	45,616	6.4	1997	6,800	15
Logan ^{1&2}	Lincoln	31,317	1998	22,998	4	1998	4,140	18
Macon	Decatur	114,265	1991	123,790	5.7	1998	46,578	38
Macoupin	Carlinville	49,214	1993	18,307	2.1	1993	1,338	7
Madison ¹	Edwardsville	258,641	1998	290,967	6.2	1998	79,289	30
Marion	Salem	42,035	1996	41,561	4.5	1996	5,282	15
Marshall ¹	Lacon	12,858	1996	9,337	4	1998	986	11
Mason ¹	Havana	16,885	1994	9,193	3	1994	242	3
Massac	Metropolis	15,420	1994	15,428	5.8	1994	642	4
McDonough ¹	Macomb	34,086	1998	11,316	2.5	1998	2,783	25
McHenry ¹	Woodstock	236,952	1996	245,485	5.8	1996	60,226	25
McLean	Bloomington	140,797	1998	204,070	7.9	1998	73,371	36
Menard	Petersburg	12,345	1992	6,485	3.2	1992	103	2
Mercer ¹	Aledo	17,444	1998	4,137	1.3	1998	380	9
Monroe	Waterloo	25,931	1998	14,670	3.1	1998	1,365	10
Montgomery	Hillsboro	30,992	1997	17,436	3.1	1998	2,977	17
Morgan	Jacksonville	36,056	1998	28,295	4.3	1998	6,547	23
Moultrie	Sullivan	14,433	1994	16,526	6.4	1992	1,351	8
Ogle	Oregon	50,511	1998	38,717	4.2	1998	7,651	20
Peoria ²	Peoria	182,827	1998	315,530	9.4	1998	157,105	50
Perry	Pinckneyville	21,368	1995	16,430	4.2	1995	1,847	11
Piatt	Monticello	16,498	1992	8,595	3	1992	397	5
Pike ¹	Pittsfield	17,287	1994	9,709	3.1	1994	293	3
Pope	Golconda	4,681	1994	6,826	5.8	1994	191	4
Pulaski	Mound City	7,209	1994	7,492	5.8	1994	328	4
Putnam ¹	Hennepin	5,854	1996	4,070	3.9	1998	400	11
Randolph	Chester	34,082	1998	26,236	4.2	1998	940	4
Richland	Olney	16,843	1994	14,111	4.6	1998	1,793	13
Rock Island ¹	Rock Island	148,277	1996	239,392	8.8	1998	73,653	31
Saline	Harrisburg	26,551	1998	14,536	3	1998	2,441	17
Sangamon ¹	Springfield	191,597	1998	116,047	3.3	1998	55,193	32
Schuyler ¹	Rushville	7,625	1994	4,217	3.1	1994	112	3
Scott ¹	Winchester	5,591	1994	3,192	3.1	1993	85	3
Shelby	Shelbyville	22,593	1994	25,557	6.2	1992	2,159	9
St. Clair	Belleville	262,852	1996	143,431	3	1998	86,612	58
Stark ¹	Toulon	6,344	1996	3,502	3	1998	164	5
Stephenson ¹	Freeport	48,052	1997	29,104	3.3	1997	1,083	4
Tazewell	Pekin	128,521	1995	148,936	6.4	1998	35,931	24
Union	Jonesboro	18,037	1994	18,182	5.8	1994	766	4
Vermilion	Danville	85,097	1997	87,795	5.6	1998	14,385	16
Wabash	Mt. Carroll	12,731	1995	14,518	6.1	1995	2,955	20
Warren ¹	Monmouth	18,777	1998	37,495	10.9	1998	21,408	57
Washington	Nashville	15,325	1990	6,944	2.5	1990	60	1
Wayne	Fairfield	17,241	1998	12,271	3.9	1998	1,020	8
White	Carmi	16,522	1998	9,950	3.3	1998	143	2
Whiteside ²	Morrison	60,186	1998	54,077	4.9	1998	13,357	25
Will	Joliet	459,189	1998	435,438	5.2	1998	70,665	16
Williamson	Marion	61,163	1995	47,595	4.4	1995	4,965	9
Winnebago	Rockford	270,300	1998	314,700	6.4	1998	68,900	22
Woodford	Eureka	34,776	1998	38,841	6.1	1998	996	3
Totals		11,917,454		13,515,108	6.6		3,785,395	28%

¹ Has residential recycling ordinance (28).

² Has commercial recycling ordinance (9).

³ Statewide weighted average.

REPORT DOCUMENTATION PAGE	1. REPORT NO. IEPA/BOL/99-015	2.	3. Recipient's Accession No.
4. Title and Subtitle Nonhazardous Solid Waste Management and Landfill Capacity in Illinois: 1998		5. Report Date November 1999	
7. Author(s) Ellen Gambach, Solid Waste Management Section		6.	
9. Performing Organization Name and Address Illinois Environmental Protection Agency Bureau of Land 1021 North Grand Ave. East, Box 19276 Springfield, Illinois 62794-9276		8. Performing Organization Rept. No.	
12. Sponsoring Organization name and Address Illinois Environmental Protection Agency Bureau of Land 1021 North Grand Ave. East, Box 19276 Springfield, Illinois 62794-9276		10. Project/Task/Work Unit No. IEPA/BOL/99-015	
		11. Contract (C) or Grant (G) No. (C) (G)	
		13. Type of Report & Period Covered Annual: 1998	
15. Supplementary Notes		14.	
16. Abstract (Limit 200 words)			
<p>This 12th annual report on municipal solid waste disposal and remaining landfill capacity is arranged by Illinois EPA administrative regions. Featured are specification pages describing the chief characteristics of 68 municipal solid waste landfills; their status (active, inactive, closed, under development); locations and hours of operation; tipping fees; quantities of wastes received in 1996, 1997 and 1998; remaining capacities on Jan. 1, 1998, and Jan. 1, 1999; solid waste management fees paid in 1998; names, addresses and phone numbers of landfill owners and operators. Quantities reported by landfills are given in gate cubic yards; as a convenience to the reader, those volumes are divided by 3.3 to provide rough equivalents in tons. The report also includes scaled-down specifications for 79 municipal solid waste transfer stations and 53 compost facilities.</p> <p>During 1998, 58 landfills reported receiving 44.8 million gate cubic yards of waste. This volume was 4.4 million gate cubic yards more than the total received during 1997, a 10 percent increase. As of Jan. 1, 1999, 56 landfills reported remaining capacities totaling 749.3 million gate cubic yards, or 126.3 million gate cubic yards more than on Jan. 1, 1998, an increase of 20 percent. Dividing wastes disposed during 1998 by capacity remaining on Jan. 1, 1999, suggests a landfill life expectancy in Illinois of 17 years, at current (1998) disposal rates, barring capacity adjustments, until capacity is depleted.</p>			
17. Document Analysis			
a. Descriptors			
municipal solid waste			
solid waste landfills			
solid waste transfer stations			
landscape waste compost facilities			
b. Identifiers/Open-Ended Terms			
Illinois			
c. COSATI Field/Group			
18. Availability Statement	19. Security Class (This Report)	21. No. of Pages	
Available from Illinois EPA or from NTIS	Unclassified	330	
	20. Security Class (This Page)	22. Price	
	Unclassified	Free	



State of Illinois
ENVIRONMENTAL PROTECTION AGENCY

Thomas V. Skinner, Director

1021 North Grand Avenue East
Springfield, Illinois 62794-9276

The Solid Waste Section, Bureau of Land is updating our mailing list for the *Nonhazardous Solid Waste Management & Landfill Capacity in Illinois* annual report. If you wish to receive future publications, please complete the information below. Fold and tape the mailer, and affix postage to the outside, or E-mail EPA4283@epa.state.il.us.

-----Fold Here-----

Please Print or Type

Name: _____

Title: _____

Company: _____

Address: _____

City, State, ZIP: _____

Phone: _____ Fax: _____

E-mail: _____

Printed by Authority of
the State of Illinois
Oct-99 29788 1,250