

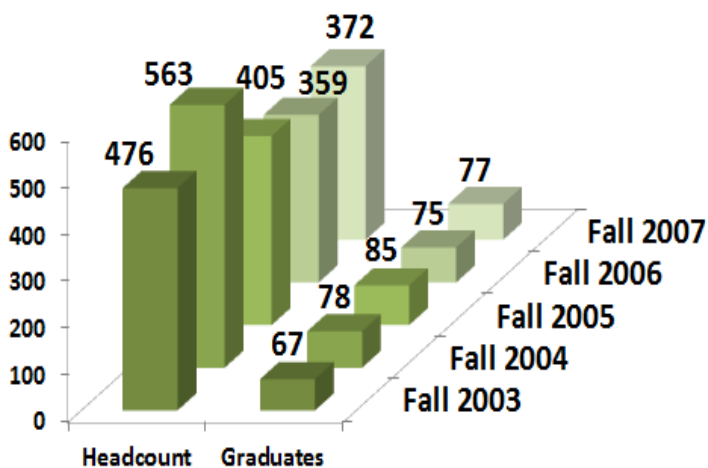
## CSU Six-Year Graduation Rates<sup>1</sup> Six-Year Trend

COHORT	HEADCOUNT OF COHORT	HEADCOUNT OF GRADUATES	CSU GRAD RATE
FALL 2003	476	67	14.1%
FALL 2004 <sup>2</sup>	563	78	13.9%
FALL 2005	405	85	21.0%
FALL 2006	359	75	20.9%
FALL 2007	372	77	20.7%

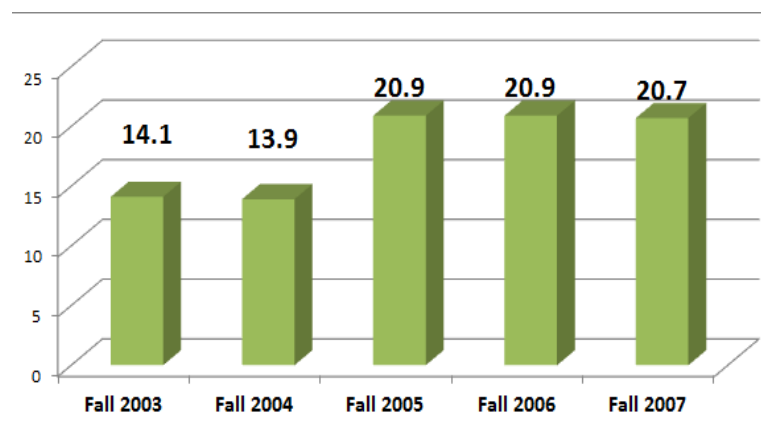
<sup>1</sup> Graduation rates are based on first-time full-time freshman enrollment.

<sup>2</sup> The Fall 2004 Cohort was adjusted to N=563 during the 2010 IPEDS 6-yr. Graduation Rate Reporting. Initial reporting was N=569 which the reported figure in HLC Self-Study Report

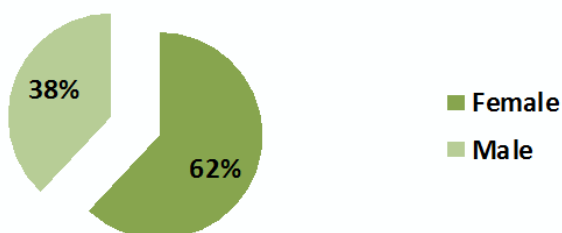
CSU Six-Year Graduation Headcount Rate  
Six-Year Trend



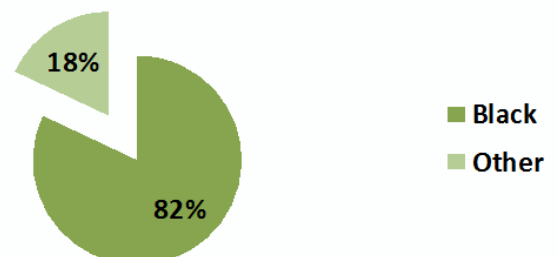
CSU Six-Year Graduation Rate Six-Year  
Trend



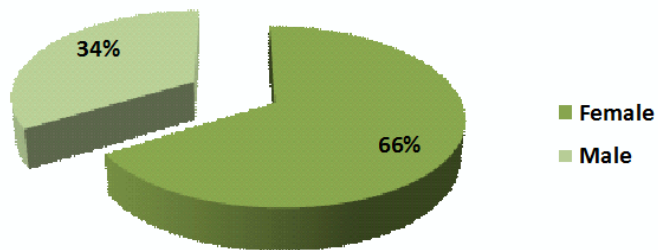
Pell Recipients by Gender 2007 Cohort  
Graduates



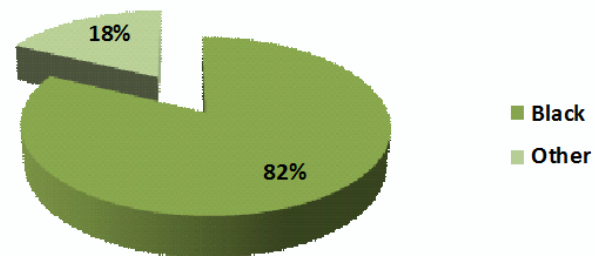
Pell Recipients by Race/Ethnicity 2007  
Cohort Graduates



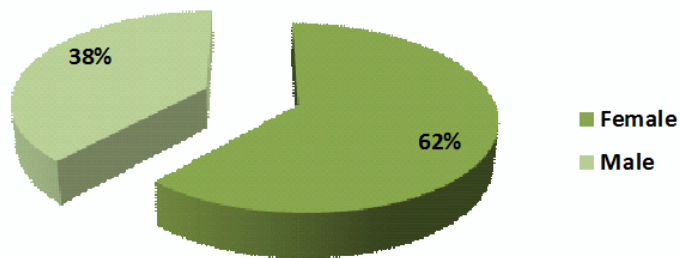
**Federal Loan Recipients by Gender 2007 Cohort  
Graduates**



**Federal Loan Recipients by Race/Ethnicity  
2007 Cohort Graduates**



**Any Aid Recipients by Gender 2007 Cohort**



**Any Aid Recipients by Race/Ethnicity  
2007 Cohort**

