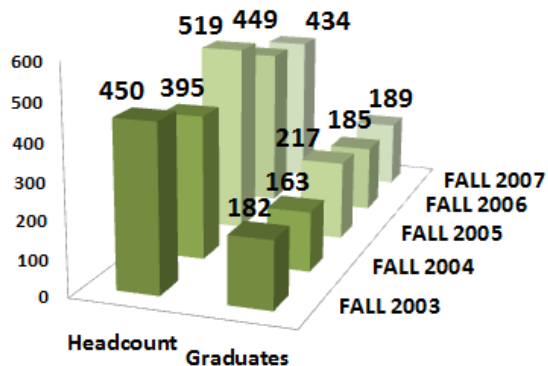


CSU 6yr Graduation Rates¹ Trend for Full Time Transfer Students

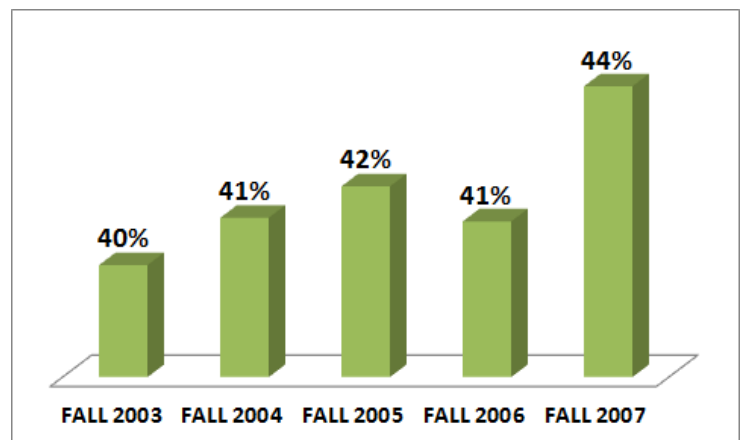
COHORT	HEADCOUNT OF COHORT	HEADCOUNT OF GRADUATES	CSU GRAD RATE
FALL 2003	450	182	40%
FALL 2004	395	163	41%
FALL 2005	519	217	42%
FALL 2006	449	185	41%
FALL 2007	434	189	44%

¹ Graduation rates are based on full time students who were first time CSU transfer students during the cohort year

CSU Six-Year Graduation Rate Six-Year Trend
Headcount and Graduates

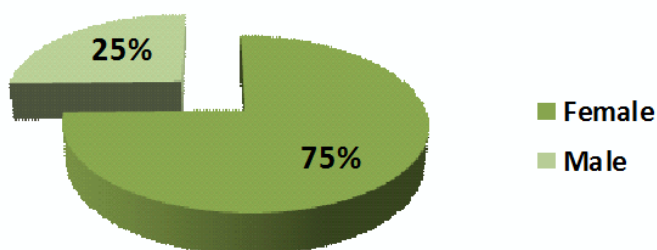


CSU Six-Year Graduation Rate Six-Year Trend



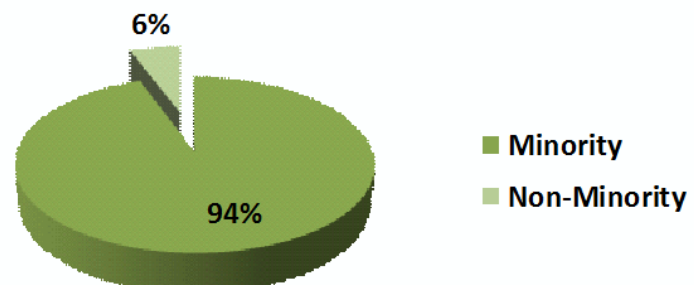
PELL RECIPIENTS - 75% of 2007 Transfer Cohort Graduates received a PELL grant

Pell Recipients by Gender 2007
Transfer Cohort Graduates



75% of the 2007 Transfer Cohort graduates who received a PELL Grant were Female

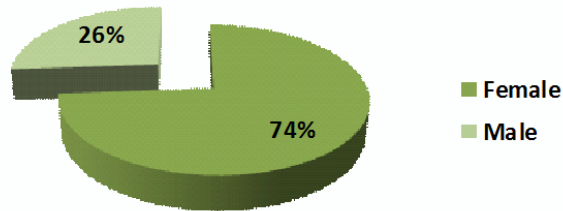
Pell Recipients by Ethnicity 2007
Transfer Cohort Graduates



94% of the 2007 Transfer Cohort graduates who received a PELL Grant were Minority

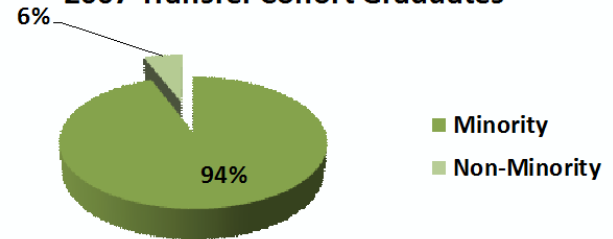
Federal Aid RECIPIENTS - 91% of 2007 Transfer Cohort Graduates received Federal Aid

**Federal Aid Recipients by Gender
2007 Transfer Cohort Graduates**



74% of the 2007 Transfer Cohort graduates who received Federal Aid were Female

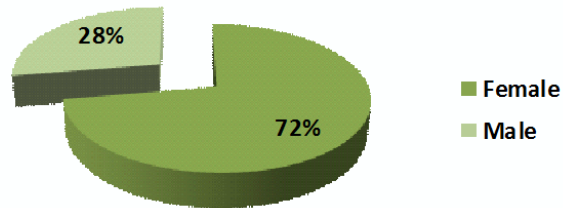
**Federal Aid Recipients by
Race/Ethnicity
2007 Transfer Cohort Graduates**



94% of the 2007 Transfer Cohort graduates who received Federal Aid were Minorities

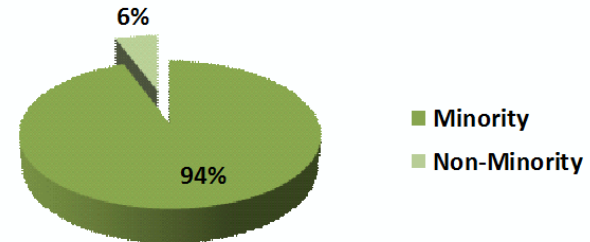
Any Aid RECIPIENTS - 94% of 2007 Transfer Cohort Graduates received Financial Aid

**Any Aid Recipients by Gender
2007 Transfer Cohort Graduates**



72% of the 2007 Transfer Cohort graduates who received Financial Aid were Female

**Any Aid Recipients by Race/Ethnicity
2007 Transfer Cohort Graduates**



94% of the 2007 Transfer Cohort graduates who received Financial Aid were Minorities