



Connections

Connecting Teaching, Learning, Research and Service

Volume 3: Issue 9

April 2013

“A wise man can learn more from a foolish question than a fool can learn from a wise answer.”

- Bruce Lee

Upcoming Events

4/9

Moodle Virtual Training:
Using Elluminate

12:30-1:30

[CSU-INSTRUCTORS](#)

4/12

Provost’s Colloquium
12:30-3:30

LIB Sun Room & Atrium

See page 5 for more!

Inside this issue:

At Your Fingertips: News from LIS 2

Research Guide @ Your Fingertips: CSIT 3

Write a Winning Fulbright Application 4

Black Comic Book Exhibit 4

Writing for Success 4

Welcome to iPad Academy 5

What’s Your Backup Plan? 5

Events Calendar 5

Provost’s Colloquium 2013

On Friday, April 12, CSU faculty will convene for the Provost’s Colloquium to showcase the excellent work they have done over the past year with the assistance of CTRE grant funding.

The event is an opportunity for the Chicago State University community to share, learn, and be inspired by faculty here on campus, who are engaging in



projects as richly varied and rigorous as can be imagined. This is an event not to be missed, so mark your calendars!

The 2013 Provost’s Colloquium will take place on **Friday, April 12 from 12:30 to 3:30 in the Library Sun Room and Atrium.** For more information, contact James Kowalski at jkowalsk@csu.edu or 773-995-2498.

Faculty Recognition Ceremony

2012 saw the revival of the Faculty Recognition Ceremony at Chicago State University, and the CTRE is looking forward to realizing it once again!

The 2013 Faculty Recognition Ceremony will take place on **Thursday, May 2 from 12:30-3:00 in the Library Auditorium**, and will celebrate the remarkable achievements of CSU faculty over the past year. Awards for Faculty Excellence, Professional Advancement Increase, and service to the university will be presented to over 30 faculty members from departments

across campus.

If you would like to come and cheer on your fellow faculty, kindly RSVP to James Kowalski at jkowalsk@csu.edu or 773-995-2498.

CHICAGO STATE UNIVERSITY

FACULTY RECOGNITION CEREMONY

At Your Fingertips: News from LIS



Compiled by Joanna Kolendo

April 14-20 is NATIONAL LIBRARY WEEK!

National Library Week is held every April in order to encourage library use and support, as well as to make people aware of the many services and materials libraries provide. During this week, libraries hold programs and events that introduce their resources and services. First celebrated in 1958, National Library Week is supported by the American Library Association and individual libraries. Each year a theme is selected. This year's theme is *Communities Matter @ Your Library*.

The CSU Library will participate in the celebration of National Library Week with the following events:

Distinguished Library Supporter Award 2013

Dr. Sandra Westbrooks and Dr. Janet Halpin will be recognized by LIS faculty, staff, and administrators with a ceremony and reception.

Monday, April 15

12:00 p.m.

Library Lobby (1st floor)

Book Sale @ Your CSU Library

Come find some new favorites among rows of terrific books for sale—all week long!

Monday—Friday, April 15—19

10:00 a.m.—4:00 p.m.

Library Lobby (1st floor)

Celebration of the Legacy of Harold Washington Panel Discussion and Reception

Come learn about and celebrate the achievements of the trailblazing Harold Washington, first African-American mayor of Chicago.

Tuesday, April 16

2:30 p.m.—4:00 p.m.

Library Auditorium (4th floor)

Spring into Research @ Your CSU Library: Open Session

Come learn valuable strategies to become a master student and researcher at this informative open session.

Wednesday, April 17

11:00 a.m.—3:00 p.m.

Library Room 210


Book Chat @ Your CSU Library: *Lovely Bones* by Alice Sebold

Ms. Sebold's wildly popular and highly regarded work, *Lovely Bones*, will be discussed in depth.

Thursday, April 18

1:00 p.m.—3:00 p.m.

Library Room 352



World Book Night Reception

Connect with booklovers from around the world in a night of celebration!

Friday, April 19

4:00 p.m.—7:00 p.m.

Library Sun Room (4th floor)

We hope that you can join us in celebrating National Library Week! If you have any questions please contact the Reference Department by phone at 773-995-2235 or email at ask@csu.libanswers.com.

Research Guide @ Your Fingertips: CSIT

By Dr. Fatemeh Asadi

CSIT, the Chicago State University Library Information Literacy Tutorial posted on the [Student Information about the Library and Research](#) LibGuides was built by modifying TILT, the Texas Information Literacy Tutorial. As an online information literacy tutorial, CSIT was developed to be used by all CSU library users including distance education students. The tutorial has already been used, tested, evaluated, and rated favorably by distance education students and faculty during last academic year, and based on their feedback minor modifications were made.

Accessing CSIT

CSIT can be found in one of following ways:

1) Go to the CSU Library homepage (library.csu.edu) and click on the **Resources for Students** link at the bottom of the screen. On the right column of the next page, click on the link found under the box, **Information Literacy Tutorial**.

-OR-

2) On the CSU Library homepage under **FIND**, click on **Research/Subject Guides**.

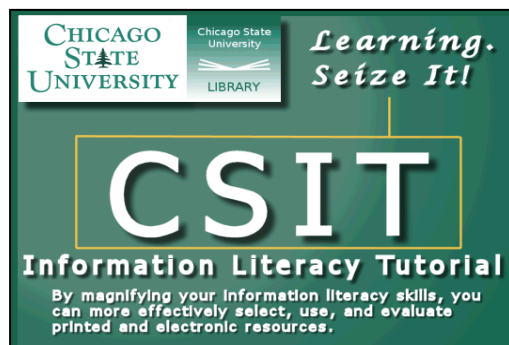
Then click on the LibGuides@csu.edu.

Click on [Information Literacy](#) on the alphabetic Subject list.

Click on [Student Information about the Library and Research](#) on the following page.

You will find CSIT on the right hand column of the following page under the box **Information Literacy Tutorial**.

Once you have accessed CSIT, you should see the image below. Click it to continue.



Using CSIT

Now that you've accessed CSIT, click the hyperlink, **Click to continue**. At the bottom of the following page, click the hyperlink, **CSIT**.

On the registration page, you have three choices: **First Time Visitor**, **Return Visitor**, and **Guest**. Choose the one that best describes you and continue.

CSIT has 5 Modules:

- Module 1: Selecting
- Module 2: Searching
- Module 3: Evaluating
- Module 4: Internet
- Module 5: Development

Module 1 (**Selecting**) focuses on the different types of information sources published in print, on the web, or other media, and shows how to choose the best resources for your research.

Module 2 (**Searching**) will assist students to develop the skills they need to select the best source(s) to search, to choose the most appropriate search terms, and combine them successfully.

Module 3 (**Evaluating**) focuses on locating, evaluating, and citing print and electronic sources.

There is a student quiz following each of the first three modules. It covers the necessary content required of a student to pass the course. To complete the quiz:

- Read the question, choose your answer, and click the **Submit** button. CSIT will display a response to your answer. Read the response, and then click the link to the next question.
- You can take the quiz as many times as they wish.
- The last page displays a summary of your answers.
- First-time or returning visitors are able to email the summary of the results page to their instructors.

Module 4 is about internet, and internet searching, and Module 5 (**Development**) discusses how CSIT was developed for the CSU Information Literacy program. These two modules are supplementary information.

For more information on the modification of TILT and development of CSIT, please visit Module 5 of this tutorial.

Write a Winning Fulbright Application

To many, the prospect of writing a winning application for the Fulbright Program seems daunting at best and out-of-reach at worst.

“The truth is, many people at CSU have

Birgen, Associate Professor of Sociology, will be leading a training session for faculty who are interested in exploring the opportunities offered by the Fulbright Program. Both are previous recipients of Fulbrights themselves, and are well acquainted with the application process.

Application deadlines are approaching in the next few months, so attendees

an excellent shot at winning a Fulbright,” says Dr. David Kanis, Interim Dean of the College of Arts and Sciences. With that in mind, Dean Kanis and Dr. Judith

will have plenty of time to apply what they learn at the training session.

The Fulbright Application Training session will take this month—watch



future CTRE newsletters for updates.

To reserve a place for the training, contact James Kowalski at jkowalsk@csu.edu or 773-995-2498.



Black Comic Book Exhibit

Later this month, CSU Archives and Special Collections will be hosting an artist reception for the upcoming exhibit, *20 for Malcolm-10: Celebrating the 20th Anniversary of the Black Age of Comics*.



The exhibit will look at the 20-year rise of *Malcolm-10*, a pioneering series focusing on African and African-American characters, concepts, and symbolism.

The artist reception will take place on **Tuesday, April 30 at 4:30 p.m. in the Library Sun Room**. The exhibit will run in the CSU Archives and Special Collections from April 10-May 30.


For more information, call the CSU Archives at 773-995-2246.

2013-2014 Writing Workshops

The CTRE's faculty development theme for the 2013-2014 academic year will be “Writing for Success.” It will explore the multitude of ways that faculty can explore and hone their own writing, from publishing books and articles to submitting winning grant proposals and beyond.

Writing and publishing in particular are areas that many CSU faculty have expressed a strong interest in having support for, but they are broad and thus can be approached from a number of angles.

As the CTRE makes preparations for workshops and events focusing on next year's theme, we welcome you to share your input on which topics you would most like to see covered. This information will help the CTRE to put together a professional development program that will then meet



those needs.





Kindly take a moment to fill out a quick online survey to share your input. You can access it by clicking the following hyperlink:

[CTRE Writing Workshops Survey](#)

The survey is anonymous, but you can include your email address if you wish.

If you have any questions, contact James Kowalski at jkowalsk@csu.edu or 773-995-2498.

April 2013—CTRE Events

| MON | TUES | WEDS | THURS | FRI |
|--|--|--|---|---|
| 1 | <p>To register for an event, contact James Kowalski at jkowalsk@csu.edu or 773-995-2498.</p> | | 4 CTRE Advisory Board Meeting 12:30-2:00 / LIB 301 | 5 |
| 8 | 9 Moodle Virtual Training: Using Elluminate 12:30-1:30 CSU-INSTRUCTORS | 10  | 11 | 12 Provost's Colloquium 12:30-3:30 LIB Sun Room |
| 15 | 16 "An Introduction to Google Docs" with James Kowalski 12:30-2:00 / LIB 301 | 17  Workshops | 18 Moodle Virtual Training: Embedding Media 12:30-1:30 CSU-INSTRUCTORS | 19  |
| 22 "An Introduction to Google Docs" with James Kowalski 12:30-2:00 / LIB 301 | 23 Moodle Virtual Training: Embedding Media 12:30-1:30 CSU-INSTRUCTORS | 24  Webinar | 25 "Remote Access and Security" with Moussa Ayyash 11:00-1:00 / LIB 301 | 26 |
| 29 | 30 "Wikipedia: Bane or Blessing?" Webinar & Discussion 12:00-1:00 / LIB 318 | 1 | 2 Faculty Recognition Ceremony 12:30-3:30 LIB Auditorium | 3 |

Welcome to iPad Academy

The iPad can be an explosive learning tool, but oftentimes its potential uses can be so numerous

as to be overwhelming. Where to begin?

For faculty interested in utilizing their iPads more effectively with their students, there exists a wonderful website full of information, guides, and tips on teaching with iPads, called iPad Academy.

iPad Academy

Get Schooled & Skilled On the iPad | Training • Tips • Tutorials

iPad Academy is the brainchild of Dr. Andrew Brovey, "The Portable Prof," who's been working with technology in the classroom for over 25 years.

If you are interested in getting started with iPad Academy's resources, including the iPad Academy Master Class, visit www.ipadacademy.com.

What's Your Backup Plan?

Next month, *Connections* will begin featuring a new regular column, titled, "What's Your Backup Plan?" Each month will cover new tips and information to help you be prepared for any situation in online learning.

As every online instructor knows, technology can be a wonderful set of tools, but when it fails—you need a backup plan!

