



Illinois
Environmental
Protection Agency

Bureau of Land
1021 North Grand Ave. East
Box 19276
Springfield, Ill. 62794-9276

December 1998

IEPA/BOL/98-022

Nonhazardous Solid Waste Management and Landfill Capacity In Illinois



1997 Annual Report

Printed on Recycled Paper

Nonhazardous Solid Waste Management And Landfill Capacity In Illinois: 1997

Reporting period for waste disposal: Jan. 1 to Dec. 31, 1997
Reporting date for landfill capacity: Jan. 1, 1998

This report has been prepared for the Governor of the State of Illinois and the General Assembly
in accordance with Section 4 of the Illinois Solid Waste Management Act.

Illinois Environmental Protection Agency
Bureau of Land
Division of Land Pollution Control
Solid Waste Management Section

1021 North Grand Ave. East
Box 19276
Springfield, Ill. 62794-9276

Printed on recycled paper.

How to Obtain Additional Information

To learn more about municipal solid waste landfills, transfer stations or compost facilities in Illinois, please call 217-785-8604, or write to:

Illinois Environmental Protection Agency
Bureau of Land
Solid Waste Management Section
Box 19276
Springfield, Ill. 62794-9276

Our Internet address is <http://www.epa.state.il.us>

When using courier services (UPS, Airborne, etc.), please use the following street address and zip code:

1021 North Grand Ave. East
Springfield, Ill. 62702

Acknowledgements

This document is produced by the Illinois Environmental Protection Agency and is published by the Agency's Office of Public Information, Dennis McMurray, manager.

Illinois EPA Bureau of Land personnel contributed their time and expertise to the development of this publication. Especially diligent in checking and rechecking thousands of details and endless minutia was Ellen Gambach, of the Solid Waste Management Section. Excellent organizational skills and typing was provided by Judy Brubaker, the Section's clerical support.

The Agency also wishes to thank the 19 delegated units of local government who inspect and have first hand knowledge of approximately 50 percent of the landfills, transfer stations and compost sites written about in this report.

Cover photo: Five Oaks Landfill operator applies alternate daily cover to waste placed in cell. Photo from Christian County Solid Waste Management Department, Taylorville, Illinois.

SINCE ITS ESTABLISHMENT IN 1970, THE ILLINOIS EPA has overseen the development and operation of a productive system of modern sanitary landfills. The Agency sees to it that these facilities meet the strictest disposal standards in history, and that they are engineered to be fully protective of human health and the environment, especially where it concerns any possibility of groundwater contamination.

Although the number of active landfills in Illinois dipped to 56 in 1997, their total capacity soared to an all-time high during that year, and their ability to absorb municipal wastes remained at a level ensuring there will be no landfill capacity crisis in Illinois, either now or in the foreseeable future.

This is the Agency's 11th annual report on landfill disposal and available landfill capacity in Illinois. Even if landfill development and expansion were to come to a halt (a truly unlikely prospect), sufficient capacity exists to handle the state's requirements for landfill disposal of nonhazardous solid waste for the next 15 years.

State government, seeking to avoid potential crises, has asked all Illinois counties to adopt well-conceived plans to accommodate their future disposal needs. Additionally, 18 counties and the city of Chicago have been delegated the authority to inspect landfills, transfer stations and compost sites in their jurisdictions, providing a needed service to the citizens of Illinois. All of these activities are reflected in this publication.

The Agency hopes you will find this information useful and instructive, and welcomes your comments and suggestions as to how it may be improved.

Contents

| | |
|--|------|
| Acknowledgements | iii |
| Preface | v |
| Tables | viii |
| Executive Summary | xi |
| Introduction | 1 |
| Region One: Northwestern Illinois | R1.1 |
| Region Two: Chicago Metropolitan | R2.1 |
| Region Three: Peoria/Quad Cities | R3.1 |
| Region Four: East Central Illinois | R4.1 |
| Region Five: West Central Illinois | R5.1 |
| Region Six: Metropolitan East St. Louis | R6.1 |
| Region Seven: Southern Illinois | R7.1 |
| Appendix A: Solid Waste Landfills Owners and Operators: Alphabetic by Facility | A1 |
| Appendix B: Solid Waste Landfills Owners and Operators: Alphabetic by County | B1 |
| Appendix C: Solid Waste Landfills Ranked by Wastes Received: 1997 | C1 |
| Appendix D: Solid Waste Landfills Ranked by Remaining Capacities; as of Jan. 1, 1998 | D1 |
| Appendix E: Solid Waste Transfer Station Owners and Operators: Alphabetic by Facility | E1 |
| Appendix F: Solid Waste Transfer Station Owners and Operators: Alphabetic by County | F1 |
| Appendix G: Solid Waste Transfer Stations Ranked by Wastes Received: 1997 | G1 |
| Appendix H: Landscape Waste Compost Facility Owners and Operators: Alphabetic by Facility | H1 |
| Appendix I: Landscape Waste Compost Facility Owners and Operators: Alphabetic by County | I1 |
| Appendix J: Landscape Waste Compost Facilities Ranked by Wastes Received: 1997 | J1 |
| Appendix K: Contact List for Solid Waste Planning and Recycling: Alphabetic by County | K1 |
| Appendix L: Adoption Dates and Updates for Solid Waste Management Plans: Alphabetic by County | L1 |
| Appendix M: Municipal Waste Generation and Recycling: Alphabetic by County | M1 |

Tables

| | |
|---|------|
| Illinois Landfills: Wastes Accepted in 1997 Versus 1996 | 5 |
| Illinois Landfills: Remaining Capacities Jan. 1, 1998 Versus Jan. 1, 1997..... | 6 |
| Wastes Disposed and Landfill Capacity Per Capita; Landfill Life Expectancy..... | 7 |
| Landfill Capacity Is Abundant Despite Dwindling Number of Facilities | 8 |
| Potential Capacity Increases Since Jan. 1, 1998: Expansions at Existing Facilities | 9 |
| Potential Capacity Increases Since Jan. 1, 1998: New Facilities..... | 10 |
| Transfer Stations: Wastes Handled 1997 | 12 |
| Compost Facilities: Wastes Handled 1997 | 12 |
| Illinois Environmental Protection Agency Administrative Regions (map) | 14 |
| Region One: Landfills and Transfer Stations (map depicting capacity gains or losses) | R1.2 |
| Region One: Landfills: Wastes Accepted 1997; Remaining Capacities Jan. 1, 1998..... | R1.3 |
| Region One: Transfer Stations: Wastes Handled 1997 | R1.4 |
| Region One: Compost Facilities: Wastes Accepted 1997..... | R1.5 |
| Region One: Municipal Wastes Recycled..... | R1.5 |
| Region Two: Landfills and Transfer Stations (map depicting capacity gains or losses) | R2.2 |
| Region Two: Landfills: Wastes Accepted 1997; Remaining Capacities Jan. 1, 1998..... | R2.3 |
| Region Two: Compost Facilities: Wastes Accepted 1997..... | R2.4 |
| Region Two: Cook County Transfer Stations and Incinerator (map)..... | R2.5 |
| Region Two: Chicago Transfer Stations (map)..... | R2.6 |
| Region Two: Transfer Stations: Wastes Handled 1997 | R2.7 |
| Region Two: Municipal Wastes Recycled..... | R2.8 |
| Region Three: Landfills and Transfer Stations (map depicting capacity gains or losses)..... | R3.2 |
| Region Three: Landfills: Wastes Accepted 1997; Remaining Capacities Jan. 1, 1998 | R3.3 |
| Region Three: Transfer Stations: Wastes Handled 1997..... | R3.4 |
| Region Three: Compost Facilities: Wastes Accepted 1997 | R3.5 |
| Region Three: Municipal Wastes Recycled | R3.5 |
| Region Four: Landfills and Transfer Stations (map depicting capacity gains or losses)..... | R4.2 |
| Region Four: Landfills: Wastes Accepted 1997; Remaining Capacities Jan. 1, 1998 | R4.3 |
| Region Four: Transfer Stations: Wastes Handled 1997..... | R4.4 |
| Region Four: Compost Facilities: Wastes Accepted 1997 | R4.4 |
| Region Four: Municipal Wastes Recycled | R4.5 |
| Region Five: Landfills and Transfer Stations (map depicting capacity gains or losses) | R5.2 |
| Region Five: Landfills: Wastes Accepted 1997; Remaining Capacities Jan. 1, 1998..... | R5.3 |
| Region Five: Transfer Stations: Wastes Handled 1997 | R5.4 |
| Region Five: Compost Facilities: Wastes Accepted 1997..... | R5.4 |
| Region Five: Municipal Wastes Recycled..... | R5.5 |
| Region Six: Landfills and Transfer Stations (map depicting capacity gains or losses) | R6.2 |
| Region Six: Landfills: Wastes Accepted 1997; Remaining Capacities Jan. 1, 1998..... | R6.3 |
| Region Six: Transfer Stations: Wastes Handled 1997 | R6.4 |
| Region Six: Compost Facilities: Wastes Accepted 1997 | R6.5 |
| Region Six: Municipal Wastes Recycled | R6.5 |

| | |
|--|------|
| Region Seven: Landfills and Transfer Stations (map depicting capacity gains or losses) | R7.2 |
| Region Seven: Landfills: Wastes Accepted 1997; Remaining Capacities Jan. 1, 1998..... | R7.3 |
| Region Seven: Transfer Stations: Wastes Handled 1997 | R7.4 |
| Region Seven: Compost Facilities: Wastes Accepted 1997 | R7.4 |
| Region Seven: Municipal Wastes Recycled | R7.5 |

THIS IS THE ILLINOIS EPA'S 11TH ANNUAL REPORT describing the management of nonhazardous municipal solid waste by the state's solid waste landfills and transfer stations. The report is divided into sections representing Illinois EPA administrative regions.

Each regional section includes newly designed specification pages describing the chief physical characteristics of each landfill; its location and hours of operation; tipping fee; quantities of wastes received (in gate cubic yards, tons, and tons per day) for the last three years; the landfill's certified remaining capacity (in gate cubic yards and tons) for the last two reporting dates; solid waste management fees paid in 1997; which Agency regional field office or delegated local authority inspects the facility; and the name, address and phone number of the landfill's owner and operator.

Similar but scaled down specification pages are included for each transfer station. In all, this report includes details of 69 landfills and 76 transfer stations.

Illinois municipal solid waste landfills are required to report to the Illinois EPA the quantities of solid waste they receive each year, and to calculate and report the amount of remaining capacity existing on the first day of the following year.

During 1997, 56 landfills reported receiving 40,393,792 gate cubic yards of waste. This volume was 5,740,414 gate cubic yards less than the total received during 1996, or an 11.8 percent decline.

As of Jan. 1, 1998, 56 landfills reported having a combined remaining capacity of 623,094,000 gate cubic yards, or 211,186,000 gate cubic yards more than on Jan. 1, 1997, an increase of 51.3 percent.

Dividing wastes disposed during 1997 by capacity remaining on Jan. 1, 1998, indicates a landfill life expectancy in Illinois of 15.4 years, at 1997 disposal rates, barring capacity adjustments.

**Nonhazardous
Solid Waste Management
And Landfill Capacity**

1997

Introduction

America produced some 209.7 million tons of solid waste in 1997. . . a weight equal to 131 million passenger cars

MUNICIPAL SOLID WASTE IS THE TERM USED TO DESCRIBE THE garbage that's discarded by America's households, stores, offices, factories, restaurants, schools and other institutions. Included in the definition of solid waste are semisolid, liquid or contained gaseous materials generated by industrial, commercial, mining or agricultural operations. Sludges from water supply or waste treatment plants or air pollution control facilities are examples of semisolids.

Whether it's called garbage or solid waste, we Americans generate a lot of it — about 209.7 million tons a year, according to U.S. EPA statistics. That much waste equals the combined weight of the 131 million passenger cars registered in the United States in 1997.

In Illinois, about 12.2 million tons

How much municipal solid waste do Illinoisans generate? In 1997, Illinois landfills accepted nearly 12.2 million *net* tons of solid waste. We say net because county recycling coordinators claim more than quarter of all wastes were recycled, meaning this portion was not landfilled.

Recycling coordinators place total generated wastes at about 13.3 million tons. But this total does not take recycling into account. What's needed is a higher generated waste total combined with a recycling rate that will yield about 12 million tons of solid waste going to landfills.

Wastes entering and leaving the state are not believed to affect this equation. Of all solid wastes landfilled in Illinois in 1997, 11 percent, or about 1.3 million tons, came from out of state. We know this because Illinois landfills must report these quantities to the Illinois EPA.

However, waste haulers need not report how much Illinois waste they transport to landfills in other states.

Most of it is landfilled

Where does most solid waste go? Into landfills. The U.S. EPA's *Characterization of Municipal Solid Waste Management: 1997 Update* says that nationwide 55 percent of solid waste was landfilled, 27 percent was recycled or composted and 17 percent was incinerated. However, in Illinois, less than 1 percent of solid waste was incinerated, hence the percentage landfilled was much higher.

OPPONENTS OF LANDFILLING WORRY THAT FACILITIES WILL eventually leak, contaminating drinking supplies. Those who design, own or operate landfills claim they are safe because they must meet the most stringent construction and operating standards in history.

Early this decade, the U.S. EPA developed regulations that sought to make landfills as leakproof as current technology can provide. The regulations also pressed owners to demonstrate their financial ability to safely operate a landfill over its typical 20-year lifetime, and to assure the landfill will be properly maintained for at least 30 years following its closure.

In addition to stricter standards, modern landfills come under the scrutiny of federal, state and local authorities, the media and many environmental groups. If problems occur, they are likely to attract much public attention.

A modern sanitary landfill can be likened to an enormous bathtub into which garbage is placed, and from which contaminants cannot escape to pollute air or water.

Safe containment of garbage and its byproducts begins with the landfill liner, which can consist of impermeable plastic or compacted clay, or both.

The liner system must ensure that groundwater in the uppermost aquifer within a specified distance of the landfill will meet U.S. drinking water standards for 24 organic and inorganic constituents.

Controlling garbage juice. . .

Placed in a bed of gravel atop the liner is a network of pipes that collect garbage juice known as leachate, which is pumped out of the landfill for treatment and disposal. Leachate occurs from rainwater and snow melt seeping through the garbage, and from compaction and decomposition of solid wastes. Leak detectors placed beneath the liner warn of any failure of the leachate collection system, enabling prompt repairs to seal leaks.

Groundwater monitoring wells installed around the landfill's perimeter assure the leachate collection system is doing its job. The location and number of wells must be sufficient to determine the background quality of the groundwater.

“Subtitle D Rules” Caused Drop in Number of Landfills

Federal authority to regulate disposal of municipal solid waste is based on provisions in Subtitle D of the Resource Conservation and Recovery Act (RCRA). The federal Clean Air and Clean Water Acts also affect disposal of these wastes.

Illinois enacted strict solid waste landfill regulations: Parts 810 through 815 of Title 35 of the Illinois Administrative Code.

In October 1991, the U.S. EPA developed new landfill rules that became mandatory for all state landfill regulatory and permitting programs. These are sometimes known as Subtitle D rules.

Landfills that were operating when the Subtitle D rules were implemented were forced to choose between complying with stricter regulations or closing in the prescribed manner.

Whether it was the effect of tougher Subtitle D rules, the result of other business considerations, or a combination of both, one thing is clear: between 1992 and 1994, the number of active landfills in Illinois fell from 106 to 59 — a drop of 44 percent, as illustrated on page 8.

This trend has continued today as only 56 landfills were actively accepting waste in 1997.

Introduction

In Number of Landfills, Illinois Is Just Average

The United States contains 2,893 landfills, according to a 1995 study conducted by the Environmental Industry Association, and two percent of these landfills are in Illinois. Dividing 2,893 by 50 finds the average number of landfills in each state to be between 57 and 58. That certainly makes Illinois average, as the state had 58 active landfills in 1995, 57 in 1996, and 56 in 1997.

Twice a year samples are collected and analyzed for 62 indicator pollutants; these samples are compared with previously determined background concentrations. Testing must continue throughout the active life of the landfill and its post-closure care period; this testing cycle can total 50 years or more.

. . . and garbage gas

Provisions of the Resource Conservation and Recovery Act (RCRA) and the Clean Air Act require landfills to monitor for methane gas atop the landfill and around its perimeter. Large quantities of methane are produced when organic materials in garbage decompose. Venting systems are required to keep this explosive garbage gas from diffusing underground or from escaping through openings in the landfill's surface.

Sometimes the methane is burned or flared at the landfill, but increasingly it is being collected to fuel generators creating electricity for on-site use or to be sold to local utilities. (Some landfills have been known to produce enough electricity to light 5,000 homes for a year.) Of the 69 landfills detailed in this report, 31 are planning, building or currently operating gas-to-energy systems.

Landfills are developed cell by cell

Landfills are divided into sections called cells, which are developed as needed, filled systematically (so much so that specific loads can be located weeks or months later), and covered with earth or other materials to prevent the spread of odors and vermin.

Trucks arriving at a landfill are inspected for prohibited nonhazardous wastes (Illinois bans landfilling of liquid motor oil, whole tires and landscape wastes), and for hazardous wastes. Loads are weighed and details about them are recorded. They are then taken to the currently exposed portion of the active cell, which is known as the working face.

Trucks empty their loads at the working face, where specially modified bulldozers spread and compact the waste, crushing it to eliminate air pockets and squeezing it into the smallest space possible.

LANDFILLS EARN REVENUES BY CHARGING HAULERS FOR EACH ton or cubic yard of waste brought to the landfill. Landfills may have a single tipping fee, or several, depending upon the type of waste and how much it can be compacted.

The more waste that can fit in a cell, the more money the landfill can earn. Airy wastes can often be compacted to less than half their transport size; wastes of greater density may be compacted by only a third; and some wastes, broken concrete for example, cannot be compacted at all.

In 1997, 56 Illinois landfills accepted more than 40.3 million cubic yards of solid wastes valued at approximately \$372 million. A ranking of these facilities (Appendix C) finds the top 5 landfills received 33 percent of wastes. This unequal distribution of wastes creates a large difference between an average landfill, which would have accepted more than 721,000 cubic yards (about 219,000 tons) of wastes, and a median (middle) landfill, which would have received some 422,000 cubic yards (about 128,000 tons).

About \$1 million per acre

Developing a landfill requires enormous investments in land and equipment totaling millions of dollars, plus engineering expenses, fees to state and local governments, taxes, normal operating costs and further millions set aside for post-closure care. One industry rule of thumb says it takes about \$1 million an acre to design, build, permit, operate, and conduct post-closure care at a landfill today.

Some of these expenditures become important sources of revenue supporting various solid waste and recycling programs. State law allows local governments to charge landfills a solid waste management fee of \$1.27 per ton on wastes landfilled within their borders. Because these fees can be spent only on waste related activities, some counties have built large surpluses, which can buffer the effect of future landfill closings.

Landfill Tipping Fees

Landfill tipping fees multiplied by quantities of waste received provide a rough measure of earnings of Illinois landfills in 1997.

Total receipts for 76 percent of the active landfills reporting tipping fees in 1997 exceeded \$286 million, or an average of \$6.7 million per facility. This total is an approximation and is for landfilling only; it does not include income from other waste handling operations or services.

The average tipping fee of 32 landfills charging by weight was \$27.63 per ton. (Peoria Disposal Co., which charges \$100 a ton for disposal of hazardous waste, was excluded determining in this average.)

The average tipping fee of 19 landfills charging by volume was \$11.17 per cubic yard.

Illinois Landfills: Wastes Accepted in 1997 Versus 1996

| Region | Landfills Accepting Wastes 1997 ¹ | Wastes Accepted, Cu. Yds. | | Yearly Change | | 1997 Wastes Share of State Total |
|----------------------------------|---|---------------------------|-------------------|-------------------|--------------|--|
| | | 1997 ² | 1996 ³ | Cu. Yds. | Percent | |
| One: Northwestern Illinois | 7 | 3,096,371 | 3,077,592 | +18,779 | +1 | 7.6 |
| Two: Chicago Metropolitan | 16 | 13,349,763 | 22,788,391 | -9,408,628 | -41.5 | 33 |
| Three: Peoria/Quad Cities | 11 | 5,388,428 | 5,555,920 | +167,492 | +3 | 13.3 |
| Four: East Central Illinois | 9 | 8,673,130 | 5,947,129 | +2,726,001 | +45.8 | 21.5 |
| Five: West Central Illinois | 4 | 2,028,147 | 2,452,158 | -424,011 | -17.3 | 5 |
| Six: Metropolitan East St. Louis | 6 | 6,027,589 | 4,826,993 | +1,200,596 | +24.9 | 14.9 |
| Seven: Southern Illinois | 3 | 1,830,364 | 1,486,023 | +344,341 | +23.2 | 4.5 |
| Totals | 56 | 40,393,792 | 46,134,206 | -5,740,414 | -11.8 | 100 |

¹ Includes facilities that accepted municipal waste for less than full year.

² Includes 4,324,010 cubic yards of out-of-state wastes (11% of state total) accepted by 30 Illinois landfills during 1997.

³ Includes 4,418,773 cubic yards of out-of-state wastes (9.6% of state total) accepted by 32 Illinois landfills during 1996.

Introduction

Gate Cubic Yards and Tons

Illinois landfills are required to report to the Illinois EPA the quantities of wastes received during each calendar year. They must also calculate how much capacity remains available for future waste disposal.

These figures are submitted to the Agency on forms that call for answers in gate cubic yards, or the volume of waste entering the landfill's gate. Remaining capacities are expressed as *certified* gate cubic yards, meaning that the calculations have been certified as true and accurate by a licensed professional engineer. These numbers will be found in the landfill specification pages in each regional section.

The term in-place cubic yard is used to indicate wastes that have been compressed to a half or a third or a quarter of their original volume, depending on the degree of compaction achieved by the landfill.

Gate cubic yards can be difficult to visualize. To aid reader comprehension, we have divided gate cubic yards by an industry standard of 3.3 to achieve approximate tons.

Demands for capital and increasing technology requirements are among the reasons for the increasing privatization of the waste industry. Of the 69 landfills profiled in this report, 83 percent are privately owned and 97 percent are privately operated.

Section 4 of the Illinois Solid Waste Management Act requires the Agency to "publish a report regarding the projected disposal capacity available for solid waste in sanitary landfills. . . . Such reports shall present the data on an appropriate regional basis. . . [and] shall include an assessment of the life expectancy of each site."

This legislative mandate explains why the main body of this report is organized by seven Illinois EPA administrative regions, and why landfill capacity and life expectancy are emphasized in nearby tables and charts, and in text, tables, map symbology and landfill specification pages in the regional sections.

THE TABLE ON THE PREVIOUS PAGE SHOWS LANDFILLING statewide dipped 11.8 percent between 1996 to 1997. Landfills in Region Two (Metropolitan Chicago) absorbed nearly half of the state's municipal solid wastes, while disposal there fell by more than 9.5 million cubic yards, or nearly 41.5 percent. In sharp contrast, landfiling in Region Four (East Central Illinois) soared nearly 45.8 percent, or by 2.7 million cubic yards.

The table below compares landfills' remaining capacities in "snapshots" taken Jan. 1, 1997, and Jan. 1, 1998. Total capacity soared nearly 211.2 million cubic yards year to year; 108.5 million cubic yards of that gain is from Region Three.

This table also shows, at least at a cursory level, how regional ups and downs bear on the total capacity picture. One can see the

Illinois Landfills: Remaining Capacities Jan. 1, 1998 Versus Jan. 1, 1997

| Region | Landfills Reporting Capacity 1-1-98 ¹ | Reported Capacity, Cu. Yds. | | Yearly Change | | Capacity Share of State Total |
|----------------------------------|--|----------------------------------|-------------------------|---------------------|--------------|-------------------------------|
| | | 1-1-98 ² | 1-1-97 ³ | Cu. Yds. | Percent | |
| One: Northwestern Illinois | 6 | 71,707,000 | 68,823,000 | +2,884,000 | +4.2 | 11.5 |
| Two: Chicago Metropolitan | 17 | 108,364,000 ^{1&3} | 83,331,000 ¹ | +25,033,000 | +30.2 | 17.4 |
| Three: Peoria/Quad Cities | 10 | 174,979,000 ^{4,5&6} | 66,436,000 | +108,543,000 | +163.4 | 28.1 |
| Four: East Central Illinois | 9 | 108,884,000 | 51,335,000 | +57,549,000 | +112.0 | 17.5 |
| Five: West Central Illinois | 5 | 70,756,000 ² | 68,169,000 ² | +2,587,000 | +3.8 | 11.4 |
| Six: Metropolitan East St. Louis | 5 | 54,978,000 | 56,874,000 | -1,896,000 | -3.3 | 8.8 |
| Seven: Southern Illinois | 4 | 33,426,000 ⁷ | 16,940,000 | +16,486,000 | +97.3 | 5.4 |
| Totals | 56 | 623,094,000 | 411,908,000 | +211,186,000 | +51.3 | 100 |

¹ Includes 1,728,000 cu. yds. at Beecher Development Co. Landfill, which ceased taking waste July 18, 1996, but continues to report capacity.

² Includes 11,542,000 cu. yds. at Sangamon Valley Landfill, which by court order issued Feb. 27, 1995, is prohibited from accepting wastes.

³ Includes 24,134,000 cu. yds. at Zion Landfill, which was under development in 1997, which began accepting waste May 26, 1998.

⁴ Includes 130,499,000 cu. yds. at Spoon Ridge Landfill which became inactive June 30, 1998 for 2 to 3 years.

⁵ Includes 72,000 cu. yds. at Peoria City/County Landfill #1 which ceased accepting waste Apr. 10, 1998.

⁶ Includes 750,000 cu. yds. at Watts Landfill which had its permit revoked Feb. 5, 1998, and ceased taking wastes Mar. 20, 1998.

⁷ Includes 9,576,000 cu. yds. at Lawrence County Regional Landfill, which was under development in 1997, and began accepting waste Apr. 1, 1998.

capacity gains in Regions Three and Four is 75 percent of the statewide increase in capacity.

Per capita views alter perspectives

Perhaps even more revealing is the table below, which views wastes disposed and landfill capacities on a per capita basis. This table changes the perspective of Region Two's waste consumption from an exceptional 33 percent to a reasonable fewest cubic yards per capita (nearly one and a half cubic yards below the statewide average).

Regions Two and Six (Metro East St. Louis) had landfill capacity per capita which was the lowest in the state; however, this table warns that the regions could run out of space by 2005 and 2006 respectively unless wastes are landfilled elsewhere or new capacity is added, or both.

Just as important, this table reveals that remaining capacities and landfill life expectancies in Illinois are generally good, especially in Regions Three and Five. (Region Five, even after subtracting 11.5 million gate cubic yards of capacity tied up in a court-ordered closure of Springfield's Sangamon Valley Landfill, would still lead the state with 34.9 years of landfill life expectancy.)

The charts below illustrate there is no capacity crisis in Illinois, nor is one likely to occur. They show that while the number of active landfills fell sharply before leveling off in 1994, average landfill capacity has been growing, while quantities of wastes landfilled have remained in a narrow band for the past 10 years.

Still, it's wise to remember, as with investments, past performance is not an indicator of future results.

Wastes Disposed and Landfill Capacity Per Capita; Landfill Life Expectancy

| Region | Estimated Population 7-1-97 | Wastes Disposed, Cu. Yds. | | Remaining Capacity, Cu. Yds | | Landfill Life Years ¹ |
|----------------------------------|--------------------------------|---------------------------|------------|-----------------------------|-------------|----------------------------------|
| | | 1997 | Per Capita | Jan. 1, 1998 | Per Capita | |
| One: Northwestern Illinois | 781,202 | 3,096,371 | 4.0 | 71,707,000 | 91.8 | 23.2 |
| Two: Chicago Metropolitan | 7,792,278 | 13,349,763 | 1.7 | 108,364,000 | 13.9 | 8.1 |
| Three: Peoria/Quad Cities | 759,040 | 5,388,428 | 7.1 | 174,979,000 | 230.5 | 32.5 |
| Four: East Central Illinois | 849,354 | 8,673,130 | 10.2 | 108,884,000 | 128.2 | 12.6 |
| Five: West Central Illinois | 562,783 | 2,028,147 | 3.6 | 70,756,000 | 125.7 | 34.9 |
| Six: Metropolitan East St. Louis | 713,921 | 6,027,589 | 8.4 | 54,978,000 | 77.0 | 9.1 |
| Seven: Southern Illinois | 437,271 | 1,830,364 | 4.2 | 33,426,000 | 76.4 | 18.3 |
| Totals | 11,895,849 | 40,393,792 | 3.4 | 623,094,000 | 52.4 | 15.4 |

¹Remaining capacity divided by wastes disposed. Tells how long a region may be served by local landfills at current disposal rates, barring capacity adjustments, until capacity is depleted.

Introduction

Capacity increases since Jan. 1, 1998

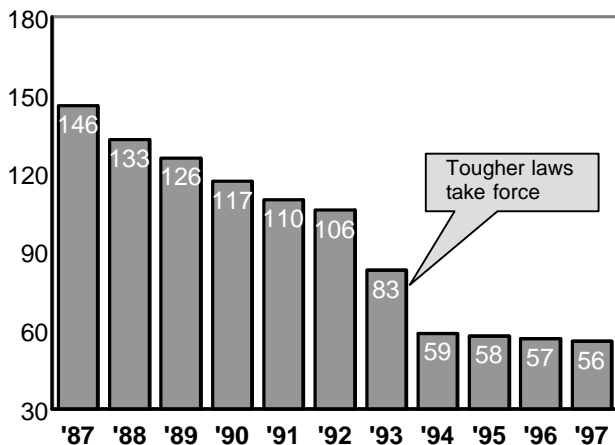
In a year that brought a 51.3 percent increase in landfill capacity, it is not surprising that 11 of 55 Illinois landfills had more space available on Jan. 1, 1998, than on Jan. 1, 1997. But as we've seen, landfill capacity in Illinois for the most part has grown over the past 10 years, and that growth has come from two sources: expansions of existing facilities and development of new landfills.

Landfill Capacity Is Abundant Despite Dwindling Number of Facilities

At the end of each year, Illinois landfills calculate how much waste they can accept in the future. This volume is known as remaining or available capacity, and is expressed in gate cubic yards, meaning waste received at the landfill's gate, before the waste is compacted. One industry rule of thumb says 10 gate cubic yards of waste can be compressed into 5 compacted cubic yards. Obviously, the greater the compaction, the more waste can be buried.

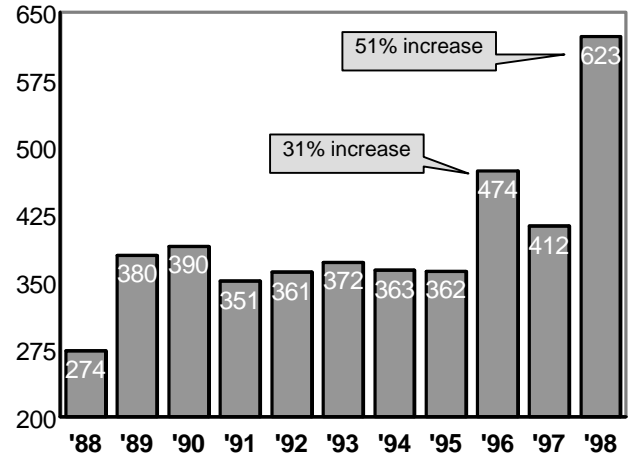
Tight Regulations Force Cutbacks ...

Active landfills accepting waste each year



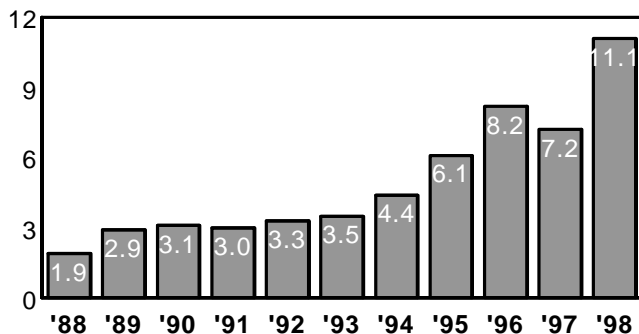
Pushing Survivors To Build Capacity

Available landfill space, millions of gate cubic yards



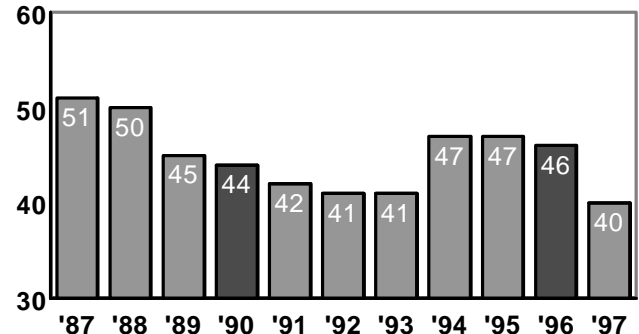
Average Landfill Capacity Grows ...

Millions of gate cubic yards



While Disposal Rates Stagnate

Wastes landfilled, millions of gate cubic yards



New landfills and expansions of existing landfills brought potential capacity of 147.1 million cubic yards; of this total, 28.5 million cubic yards is attributable to expansions at four existing landfills and 118.6 million cubic yards to seven new landfills.

The word potential is emphasized because as you read this only a fraction of total capacity could be considered immediately available for waste disposal. Landfill cells are developed over time, as needed, and as construction seasons allow. Once this potential capacity becomes available, the landfills will report it as certified capacity.

The table below lists potential capacity increases at *existing* landfills that since Jan. 1, 1998, have received or will soon receive expansion permits from the Agency.

The table at the bottom of the page 10 provides potential capacity increases offered by *new* landfills; four of these facilities opened in spring of 1998 and three plan to open in late 1998 and early 1999.

Capacities listed in this table are for design airspace since these facilities did not report certified capacity in gate cubic yards on Jan. 1, 1998. Zion Landfill and Lawrence County Regional Landfill also reported capacity in gate cubic yards (see pgs. R2.28 and R7.6).

Airspace includes all wastes and all daily cover (soil or alternative materials spread atop the wastes at the end of each working day) and the landfill's final clay and topsoil cap.

Potential Capacity Increases Since Jan. 1, 1998: Expansions at Existing Facilities

| Region | Landfill | Municipality | County | In-Place Cu. Yds. |
|-----------------------------|---------------------------------|--------------|-----------|---------------------|
| Two: Chicago Metropolitan | Community Landfill ¹ | Morris | Grundy | 1 million |
| Two: Chicago Metropolitan | River Bend Prairie Landfill | Dolton | Cook | 11 million |
| Four: East Central Illinois | Illinois Landfill | Hoopeston | Vermilion | 15 million |
| Four: East Central Illinois | Macon County Landfill | Decatur | Macon | 1.5 million |
| Total | | | | 28.5 million |

¹ Under Agency review; expansion permits granted to all other landfills.

Introduction

Closings cut capacity. . .

A total of nine landfills shut their gates from early 1996 through mid-1998. Seven of these facilities closed with little or no available capacity; two, however, did not.

Beecher Development Co. Landfill, in Will County, closed in July 1996; but on Jan. 1, 1998 the facility reported having 1.6 million cubic yards of capacity remaining.

The operating permit of Watts Landfill, in Rock Island County, was revoked by the Illinois Pollution Control Board on Feb. 5, 1998, and the facility ceased accepting wastes on March 20, 1998. Watts may have had as much as 750,000 cubic yards of capacity remaining on Jan. 1, 1998, it appears unlikely the facility will reopen.

So while most landfills attempt to close only after depleting all their available capacity, these recent experiences indicate this is not always so. As we have just seen, two landfills ceased operations, but it appears they contain 2.4 million cubic yards of available capacity.

From mid-1998 through the end of 2000, based on projections reported by the landfills themselves, nine facilities expect to close. These closings, by EPA Region, are:

- ◆ Region One — two
- ◆ Region Two — five
- ◆ Region Three — two

Potential Capacity Increases Since Jan. 1, 1998: New Facilities

| Region | Landfill | Municipality | County | Opening Date | Design Airspace ¹ Cu. Yds. |
|----------------------------------|--------------------------------|----------------|-----------|-------------------|---------------------------------------|
| One: Northwestern Illinois | LandComp Landfill | Ottawa | LaSalle | 11-6-98 | 11,400,000 |
| One: Northwestern Illinois | Lee County Landfill | Dixon | Lee | 1999 ² | 13,000,000 |
| One: Northwestern Illinois | Orchard Hills Landfill | Davis Junction | Ogle | 1-12-98 | 28,000,000 |
| Two: Chicago Metropolitan | Zion Landfill | Zion | Lake | 5-26-98 | 11,000,000 |
| Three: Peoria/Quad Cities | Peoria City/County Landfill #2 | Edwards | Peoria | 3-9-98 | 7,500,000 |
| Six: Metropolitan East St. Louis | Cottonwood Hills RDF | Marissa | St. Clair | 1999 ² | 42,000,000 |
| Seven: Southern Illinois | Lawrence County Regional LF | Bridgeport | Lawrence | 4-1-98 | 5,700,000 |
| Total | | | | | 118,600,000 |

¹ Includes space for waste, intermediate or daily cover and cap.
² Planned

No landfills in Regions Four, Five, Six and Seven expect to close until 2001 or later.

... but the capacity glut continues to grow

While it's never safe to predict future events, it is possible to say that projections of capacity losses resulting from on-going waste disposal and premature landfill closures — offset by capacity gains coming from landfill expansions and the opening of new facilities — suggest that by early 1999, available capacity in Illinois could be as high as 750 million to 800 million cubic yards.

Sharp increases in waste disposal, or premature landfill closings, or slowdowns in landfill expansions and openings could lower this projection by many millions of cubic yards.

There currently exists a glut of landfill space that is causing contractions among the waste industry's major players. One of the more surprising examples recently occurred in Fulton County in west central Illinois.

Spoon Ridge Landfill, near Fairview, is owned and operated by a unit of Browning-Ferris Industries Inc. In December 1997, the Illinois EPA granted Spoon Ridge a development permit that could allow it to become the state's largest landfill. Six months later, Browning-Ferris announced plans to temporarily close Spoon Ridge for a period of one to three years as part of a nationwide effort to control costs.

Company officials said they would use this time to develop necessary infrastructure and waste hauling contracts in northeastern Illinois and southeastern Wisconsin. Success in these efforts could lead to the reopening of Spoon Ridge, and its eventual profitability.

Metro Chicago has two-thirds of state's transfer stations

Key to Spoon Ridge's return to business is the continued development of waste transfer stations in Region Two (Chicago Metropolitan) and elsewhere. Of the state's 69 transfer stations active in 1997, 44 are in Region Two, and 34 of these are in Cook County.

In 1997, Region Two's transfer stations handled 6.8 million tons of waste; four million tons of waste was landfilled in the region that year.

Unlike landfills, transfer stations need not report wastes handled to the Illinois EPA; however, as a public service, the Agency surveyed these facilities to determine the level of their waste handling activities.

Who to Call for Help With Specific Waste Problems

The Illinois EPA supports a number of waste disposal and recycling efforts aimed at helping households and selected institutions safely dispose of household hazardous waste, scrap tires, leftover paint, used motor oil, educational hazardous waste, and more.

To obtain the latest information about these programs, or to learn the dates, times and locations of drop-off collections, please call one of the following:

- ◆ Dan Rion, at 217-782-9294, concerning household hazardous waste collections and what to do with waste paint;
- ◆ Rhett Rossi, at 217-782-9283, concerning used motor oil and educational hazardous waste;
- ◆ Tap Hefley, at 217-524-4655, concerning scrap tires;
- ◆ Kathleen Davis, at 217-782-9187, concerning used fluorescent and high intensity discharge lamps.

Introduction

The role of transfer stations becomes more important every year, especially in Region Two, where the number of active landfills is expected to fall from 15 in 1997, to as few as 12 after the turn of the century. By then the ratio of transfer stations to landfills in the region is likely to grow to 4:1 or more.

| Transfer Stations: Wastes Handled 1997 | | |
|---|--------------------------|------------------|
| Region | Active Facilities | Tons |
| One: Northwestern Illinois | 4 | 90,656 |
| Two: Chicago Metropolitan | 45 | 6,411,749 |
| Three: Peoria/Quad Cities | 2 | 15,700 |
| Four: East Central Illinois | 6 | 132,668 |
| Five: West Central Illinois | 3 | 190,357 |
| Six: Metropolitan East St. Louis | 5 | 76,782 |
| Seven: Southern Illinois | 3 | 87,945 |
| Total | 69 | 7,005,857 |

In 1997, 69 transfer stations handled 6.8 million tons of trash, or nearly 69 percent of wastes landfilled statewide. As the number of active landfills falls from 56 in 1997 to the mid-40s, or even the upper-30s, over the next decade, the number of transfer stations can be expected to grow, as will the portion of wastes they will handle, up 20 percent from a year ago.

Composting is growing by three percent a year

Landscape wastes were banned from Illinois landfills beginning July 1, 1990. Since then the number of active compost facilities has begun to approach the number of active landfills, and will exceed them in a few years.

As might be expected, composting is most popular in Region Two, where 49 percent of the state's landscape wastes were processed.

| Compost Facilities: Wastes Handled 1997 | | |
|--|--------------------------|----------------|
| Region | Active Facilities | Tons |
| One: Northwestern Illinois | 7 | 47,996 |
| Two: Chicago Metropolitan | 19 | 159,822 |
| Three: Peoria/Quad Cities | 6 | 19,585 |
| Four: East Central Illinois | 5 | 17,309 |
| Five: West Central Illinois | 3 | 6,206 |
| Six: Metropolitan East St. Louis | 8 | 70,135 |
| Seven: Southern Illinois | 2 | 2,024 |
| Total | 50 | 323,077 |

Compost facilities report to the Agency each year the quantities of wastes accepted. In 1997, the state's compost facilities processed 323,077 tons of landscape wastes, a three percent gain over 1996's total of 315,071 tons.

Landscape wastes processed in 1997 represent only about one percent of total wastes landfilled in Illinois that year. While this percentage is small, it is important to note that composting kept more than 323,000 tons of wastes out of landfills; and a ton of waste not landfilled is a ton of landfill capacity preserved.

Delegated inspection program

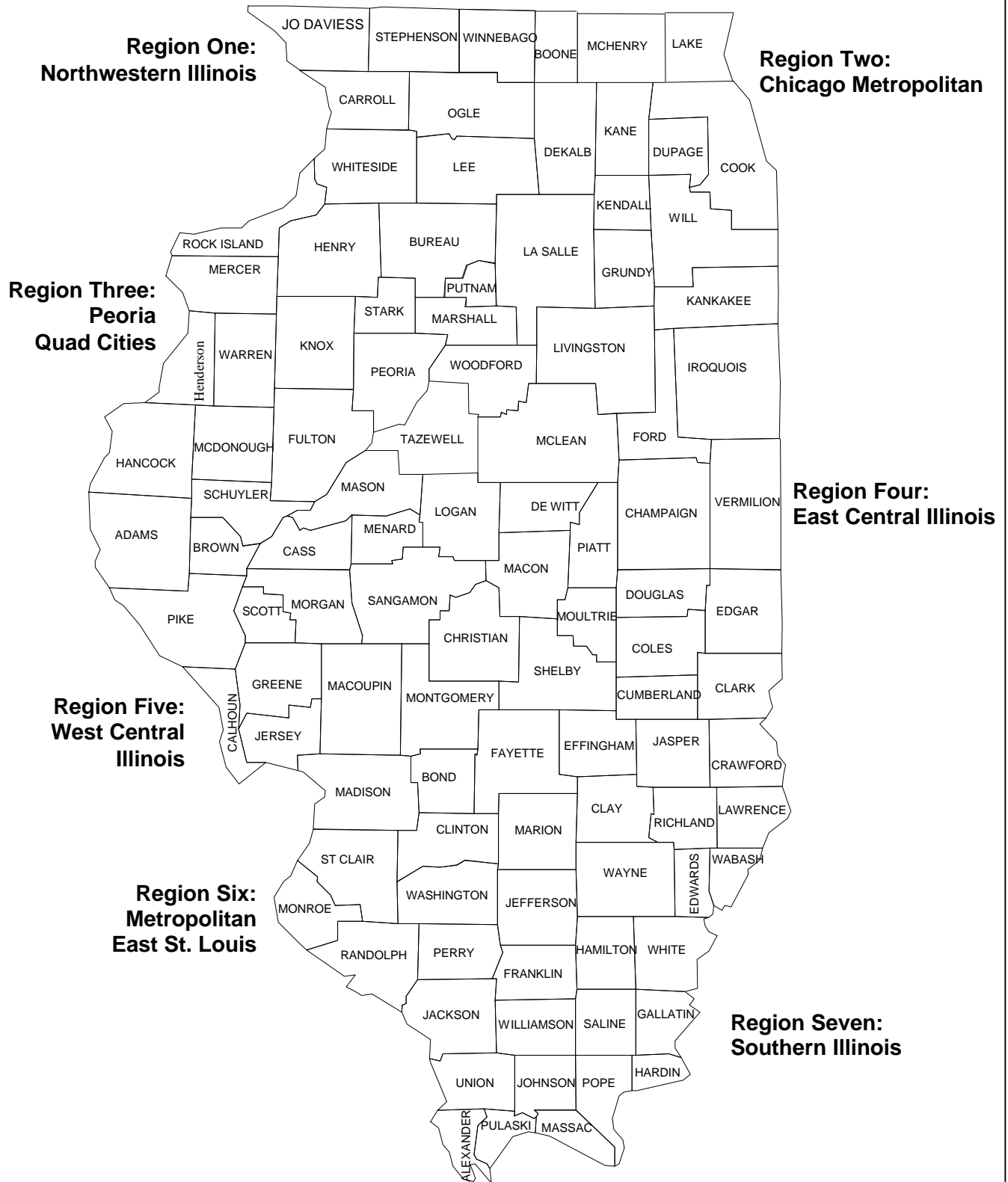
The Illinois EPA has delegated inspection authority to 18 counties and the city of Chicago. This program takes advantage of additional manpower at the local level.

Delegation agreements authorize these agencies to conduct many of the duties that would otherwise have to be performed by the Illinois EPA field office: investigating suspected violations of land pollution laws and reports of open dumping, and inspecting landfills, transfer stations and compost facilities permitted through the Agency's Bureau of Land. Inspections can also include industrial landfills and monofills (private facilities that do not accept municipal solid waste).

Thousands of inspections of pollution control facilities and other sites were completed by delegated agencies during 1997. These efforts at the local level stimulate the regulated community to take all necessary steps to comply with environmental regulations. Also, prompt response by local authorities does much to curtail open dumping. ♦

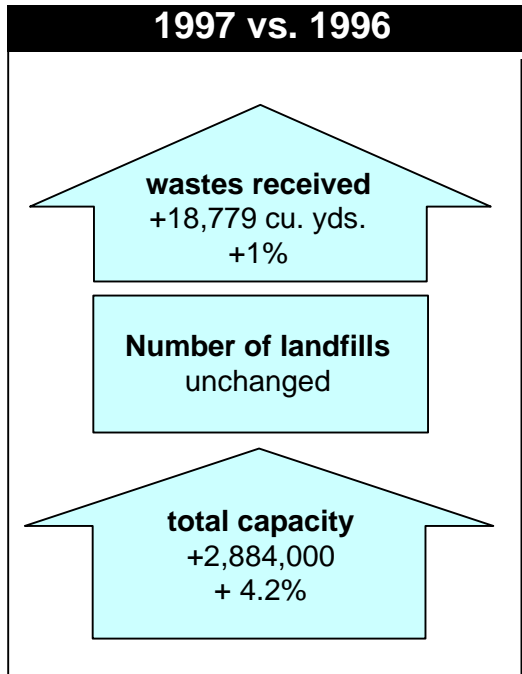
Introduction

Illinois Environmental Protection Agency Administrative Regions



**Landfills
Transfer Stations
Compost Facilities**

Region One: Northwestern Illinois



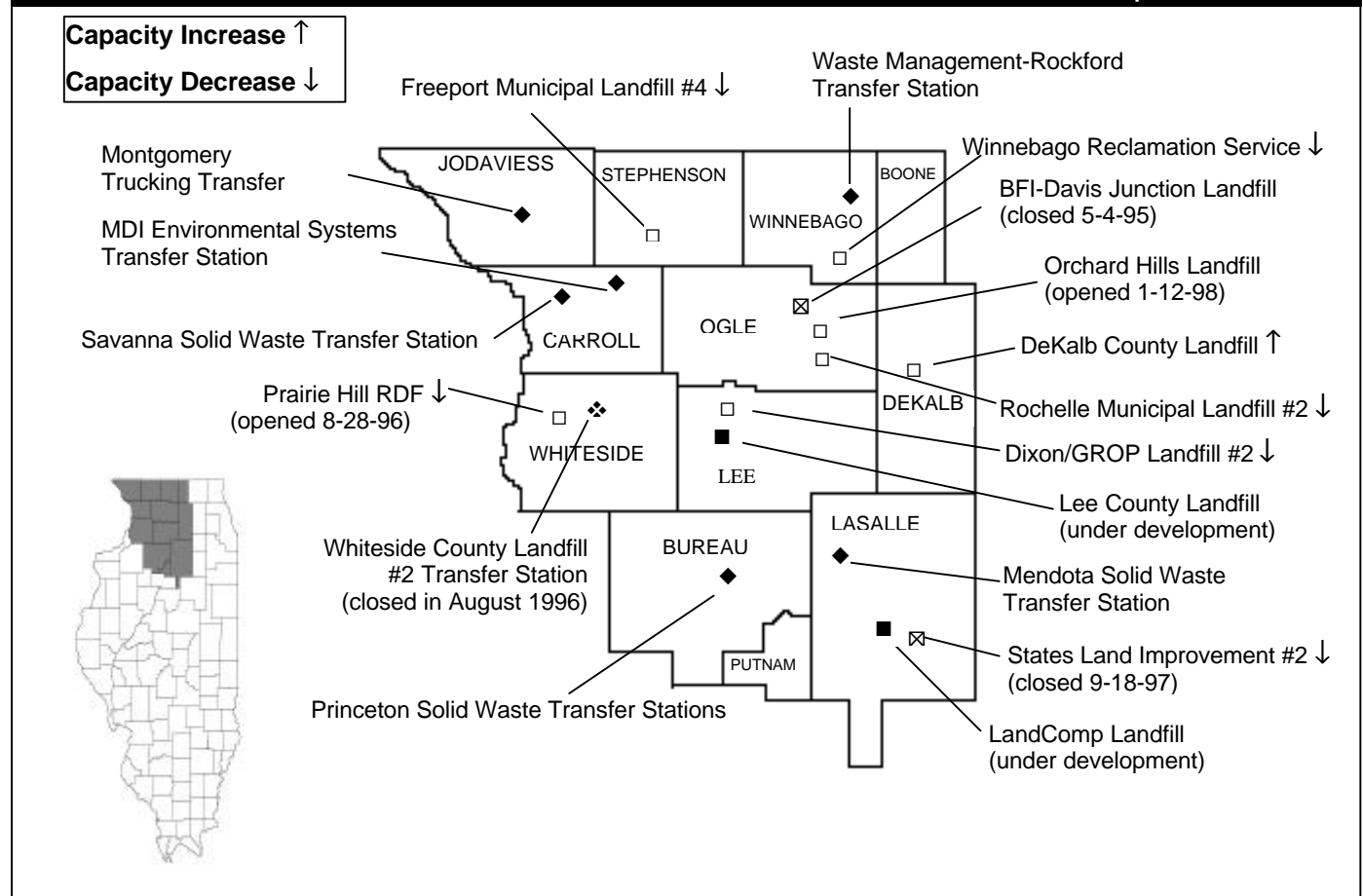
DEVELOPMENT OF NEW LANDFILLS IN THE STATE WAS LED BY Region 1, with facilities being permitted in three different counties. Another active landfill, Prairie Hill RDF ranks third in the state in terms of available capacity with 56.1 million cubic yards.

Region One's seven active facilities received 3.1 million gate cubic yards of wastes in 1997 — or almost 19 thousand gate cubic yards more than in 1996.

Winnebago Reclamation Service, Rockford, and Dixon/GROP Landfill #2, Dixon, absorbed 66 percent of Region One's wastes.

Only Prairie Hill Recycling & Disposal Facility has accepted out-of-state wastes; about 19 percent of the waste accepted was from Iowa.

Landfills and Transfer Stations: Active, Closed, Under Development



Region One: Northwestern Illinois

Capacity increased slightly in 1997

This region increased 4.2 percent in remaining capacity. The largest landfill in terms of capacity in the region was Prairie Hill which reported 56.1 million cubic yards of space available as of Jan. 1, 1998, making it third in the state in capacity rankings on that date.

Total capacity for the region's seven landfills reporting on Jan. 1, 1998, was 71.7 million gate cubic yards, which is 2.9 million gate cubic yards more than the amount reported on Jan. 1, 1997.

Three new landfills will boost Region One's capacity

Orchard Hills Landfill, Davis Junction, began taking wastes on Jan. 13, 1998. Although Orchard Hills did not submit a capacity certification form, its permit indicates a design capacity of 28 million airspace cubic yards. Airspace includes all wastes, all daily cover (soil spread atop wastes at the end of each working day) and the landfill's final clay and topsoil cap. Orchard Hills replaces BFI-Davis Junction Landfill.

LandComp Landfill, Ottawa, plans to open in the second half of 1998, or in the first half of 1999. It replaces States Land Improvement #2, also of Ottawa, a facility one-fourth its size.

| | |
|----------------------------|----------------|
| Counties | 12 |
| Area (square miles) | 7,371 |
| Population (est.) | 781,202 |

| | |
|---------------------------------|-------------------------|
| Landfill life expectancy | |
| Years remaining | 23.2[♦] |

| | |
|--------------------------|----------|
| Landfills | |
| Active in 1997 | 7 |
| Closed in 1995 | 1 |
| Closed in 1997 | 1 |
| Opened in 1998 | 1 |
| Under Development | 2 |

| | |
|--------------------------|----------|
| Transfer Stations | |
| Active in 1997 | 5 |
| Closed in 1996 | 1 |

| | |
|---------------------------|----------|
| Compost facilities | |
| Active in 1997 | 7 |

[♦]Total remaining capacity (from table below) divided by total wastes accepted. Tells how long the region may be served by local landfills at current disposal rates, barring capacity adjustments, until capacity is depleted.

Landfills: Wastes Accepted 1997; Remaining Capacities Jan. 1, 1998

| | Municipality | County | Wastes | | Capacity | | Disp. Acres | Close Year |
|--------------------------------------|----------------|------------|---------------------------|-------------------|-------------------|-------------------|-------------|------------|
| | | | Cu. Yds. | Rank ¹ | Cu. Yds. | Rank ² | | |
| CLOSED BFI-Davis Junction LF | Davis Junction | Ogle | 0 | NA | 0 | NA | 63 | 1995 |
| DeKalb County Landfill | DeKalb | DeKalb | 313,182 | 35 | 4,397,000 | 25 | 64 | 2012 |
| Dixon/GROP Landfill #2 | Dixon | Lee | 993,033 | 12 | 819,000 | 48 | 48.6 | 1999 |
| Freeport Municipal Landfill #4 | Freeport | Stephenson | 146,000 | 43 | 167,000 | 54 | 17 | 1999 |
| LandComp Landfill ³ | Ottawa | LaSalle | NEW OPENED 11-6-98 | | 0 | NA | 102 | 2027 |
| Lee County Landfill ⁴ | Dixon | Lee | UNDER DEVELOPMENT | | 0 | NA | 142 | 2022 |
| Orchard Hills Landfill ⁵ | Davis Junction | Ogle | NEW OPENED 1-12-98 | | 0 | NA | 175 | 2028 |
| Prairie Hill RDF [♦] | Morrison | Whiteside | 289,351 | 37 | 56,126,000 | 3 | 229 | 2037 |
| Rochelle Municipal Landfill #2 | Creston | Ogle | 142,036 | 45 | 1,330,000 | 41 | NA | 2009 |
| CLOSED States Land Improv. #2 | Ottawa | LaSalle | 177,528 | 39 | 0 | N/A | 38 | 1997 |
| Winnebago Reclamation Service | Rockford | Winnebago | 1,035,241 | 11 | 8,868,000 | 19 | 43 | 2018 |
| Totals | | | 3,096,371 | | 71,707,000 | | | |

[♦]One landfill accepted out-of-state wastes during 1997 totalling 54,492 cu. yds. or 2% of the region's total.

¹ Standing among 55 landfills that accepted wastes during 1997.

² Standing among 55 landfills that reported capacity as of Jan. 1, 1998.

³ Development permit issued Sept. 1997. Operating permit issued at press time.

⁴ Development permit expected in mid-1998; facility expects to begin accepting waste in 1998 or 1999.

⁵ Began taking wastes on Jan. 13, 1998; did not report available capacity as of Jan. 1, 1998.

Region One: Northwestern Illinois

Questions and Complaints

Illinois EPA Region One field office personnel investigate reports of suspected illegal waste disposal, and inspect the region's landfills, transfer stations and compost facilities, except in **LaSalle and Ogle** counties, where joint responsibility has been delegated to local authorities.

Questions or complaints concerning pollution control facilities, open dumping or other incidents should be directed to the office having jurisdiction over the site:

Illinois EPA
4302 N. Main St.
Rockford, Ill. 61103
Phone: 815-987-7760
Fax: 815-987-7005

LaSalle County Department of Environmental Services and Land Use
LaSalle County Courthouse
119 W. Madison, Room 400
Ottawa, Ill. 61350
Phone: 815-434-8666
Fax: 815-433-9303

Ogle County Solid Waste Management Department
105 S. 6th St.
Oregon, Ill. 61061
Phone: 815-732-4020
Fax: 815-732-3709

Lee County Landfill, in Dixon, is another new facility under development; it received an Agency permit allowing it to begin construction in the summer of 1998 and anticipates accepting wastes by late 1998 or early 1999. This facility will replace Dixon/GROP Landfill #2, which the operator expects to be filled to capacity in the latter half of 1998. Freeport Municipal Landfill #4 also anticipates reaching capacity and closing by the end of 1999.

Delegated inspections in LaSalle and Ogle counties

The Illinois EPA has delegated inspection authority to the LaSalle County Department of Environmental Services and Land Use, and to the Ogle County Solid Waste Management Department.

Delegation agreements authorize these agencies to conduct many of the duties that would otherwise have to be performed by the Illinois EPA field office: investigating and enforcing suspected violations of land pollution laws and reports of open dumping, also inspecting landfills, transfer stations and compost facilities permitted through the Agency's Bureau of Land. (Inspections also include industrial landfills, or monofills, and landfills that closed prior to 1995; these facilities are not included in this report.)

Rockford dominated regional transfer station activity. . .

An Agency survey determined six transfer stations handled nearly 91,000 tons of municipal wastes in 1997, an amount equivalent to some three percent of the wastes landfilled in the region. Waste Management's facility in Rockford processed 61 percent of the regional total. A new facility, Montgomery Trucking Transfer Station opened in JoDaviess County in 1997.

Transfer Stations: Wastes Handled 1997

| | Municipality | County | Tons |
|--|--------------|-----------|---------------|
| MDI Env. Systems | Lanark | Carroll | 21,000 |
| Mendota Solid Waste | Mendota | LaSalle | NA |
| Montgomery Trucking TS ¹ | Elizabeth | JoDaviess | N/A |
| Princeton Solid Waste | Princeton | Bureau | 13,000 |
| Savanna Solid Waste | Savannah | Carroll | 1,084 |
| Waste Mgt.-Rockford | Roscoe | Winnebago | 55,572 |
| Whiteside Co. Landfill #2 ² | Morrison | Whiteside | N/A |
| Total | | | 90,656 |

¹ newly permitted in 1997
² closed Aug. 1996.

Region One: Northwestern Illinois

... and composting, too

Region One's compost facilities reported processing almost 48,000 tons of landscape wastes in 1997. Disposal of landscape waste mixed with municipal waste in Illinois landfills has been prohibited since July 1, 1990; however, compost facilities are commonly located at landfills.

Compost Facilities: Wastes Accepted 1997

| | Municipality | County | Tons |
|----------------------------|--------------|------------|---------------|
| DeKalb County Landfill | DeKalb | DeKalb | 14,127 |
| Dixon/GROP Landfill #2 | Dixon | Lee | 910 |
| Freeport Municipal LF #4 | Freeport | Stephenson | 2,695 |
| Peru Municipal Landfill #2 | Peru | LaSalle | 933 |
| Rockford Composting | Rockford | Winnebago | 23,645 |
| South Meridian Composting | Rockford | Winnebago | 4,901 |
| States Land Improvement | Ottawa | LaSalle | 785 |
| Total | | | 47,996 |

Average regional recycling rate remains healthy

The Agency does not regulate recycling nor is it required to obtain statistics. Nevertheless, as a public service, the Agency sought this information from county recycling coordinators, who reported recycling rates ranging from nine to 49 percent.

Region One's overall recycling rate of 26 percent is a multi-year average rather than an average for 1997, because several counties did not report in 1997. ♦

Municipal Wastes Recycled

| County | Estimated Population as of 7-1-97 | Waste Generated | | Waste Recycled | |
|------------------------|-----------------------------------|-----------------|-----|----------------|-------------------------|
| | | Tons | PCD | Tons | Percent |
| Boone | 37,922 | 23,248 | 4.2 | 5,207 | 22% |
| Bureau | 35,606 | 22,259 | 3.4 | 4,277 | 19% |
| Carroll ¹ | 16,941 | 9,238 | 3.0 | 1,840 | 20% |
| DeKalb | 83,602 | 86,392 | 5.7 | 42,376 | 49% |
| JoDaviess ¹ | 21,678 | 11,967 | 3.0 | 1,395 | 12% |
| LaSalle | 109,543 | 119,000 | 5.7 | 30,387 | 28% |
| Lee | 35,777 | 32,491 | 5.0 | 8,029 | 25% |
| Ogle | 50,199 | 38,478 | 4.2 | 9,928 | 26% |
| Putnam | 5,854 | 4,070 | 3.9 | 374 | 9% |
| Stephenson | 49,354 | 39,000 | 4.5 | 4,888 | 16% |
| Whiteside ² | 68,073 | 36,237 | 3.3 | 12,670 | 26% |
| Winnebago | 266,653 | 314,375 | 6.4 | 72,620 | 23% |
| Totals | 781,202 | 736,755 | | 193,991 | 26% ³ |

¹ Has residential recycling ordinance.

² Has commercial recycling ordinance.

³ Regional average

Municipal Waste Management Plans

The Solid Waste Planning and Recycling Act required all Illinois counties and the city of Chicago to develop, adopt and implement 20-year municipal waste management plans.

Plans include programs and recommendations to achieve solid waste management goals, which typically include waste reduction, recycling, incineration and landfilling as program options.

The law requires each plan to include a program designed to recycle 15 percent of municipal wastes by the end of the third year of the program and 25 percent of municipal wastes by the end of the fifth year, depending upon the availability of markets.

Every five years each plan must identify changes in planning areas, evaluate progress in plan implementation and, if necessary, revise plan recommendations and goals. The county also has the option of updating its solid waste generation rate. The plan is then submitted to the Illinois EPA for review and comment.

Five year plan updates have been adopted by LaSalle, Lee, Ogle, Whiteside, and Winnebago counties.

Questions concerning these plans and their availability should be directed to the appropriate local administrators listed in Appendix K.

Details concerning Region One landfills and transfer stations follow on pages R1.6 through R1.23.

BFI-Davis Junction Landfill (closed)

| | |
|--------------------|---|
| County | Ogle |
| Municipality | Davis Junction |
| Location | 8900 Highway 251 |
| Location | 815-874-9000 |
| Hours of operation | N/A |
| Wastes accepted | Municipal, nonhazardous special |
| Tipping fee | N/A |
| Owner | BFI Waste Systems of North America Inc. |
| Operator | BFI Waste Systems of North America Inc. |

Facility Facts

| | |
|---|-------------------|
| Identification number | 1418210001 |
| Design capacity, airspace cu.yds. | N/A |
| Total permitted landfill area, acres | 158 |
| Permitted disposal area, acres | 63 |
| Highest permitted elevation, feet (msl) | 785 |
| Leachate monitoring stations | 9 |
| Groundwater monitoring wells | 32 |
| Methane collection system | Gas-to-energy |
| Years remaining, estimated by landfill | N/A |
| Date/year to open — date/year to close | 12-31-76 - 5-4-95 |

Wastes Received: 1995, 1996, 1997

| | TOTAL WASTES ACCEPTED | | | OUT-OF-STATE WASTES ACCEPTED | | |
|------|-----------------------|--------|----------|------------------------------|------|------------|
| | gate cu. yds. | tons | tons/day | gate cu. yds. | tons | % of total |
| 1995 | 87,150 | 26,409 | 102 | 710 | 215 | <1 |
| 1996 | 0 | 0 | 0 | 0 | 0 | 0 |
| 1997 | 0 | 0 | 0 | 0 | 0 | 0 |

Remaining Capacities: Jan. 1, 1997, and Jan. 1, 1998

| | | |
|-------------------------------------|---|-----|
| 1997 certified gate cu. yds. (tons) | 0 | (0) |
| 1998 certified gate cu. yds. (tons) | 0 | (0) |

Audits and Inspections

| | |
|------------------------------------|---|
| Solid Waste Mgt. Fees paid in 1997 | N/A |
| Last audited by Illinois EPA | N/A |
| Facility inspected by | Ogle County Solid Waste Management Department |

Contacts

Owner

BFI Waste Systems of North America Inc.*
 8900 Highway 251
 Davis Junction, Ill. 61020
 815-874-9000

Operator

BFI Waste Systems of North America Inc.
 8900 Highway 251
 Davis Junction, Ill. 61020
 815-874-9000

*A subsidiary of Browning-Ferris Industries Inc., 757 N. Eldridge, Houston, Texas 77079 • 281-870-8100

DeKalb County Landfill

| | |
|--------------------|---|
| County | DeKalb |
| Municipality | DeKalb |
| Location | 18370 Somonauk Road |
| Location | 815-758-6906 |
| Hours of operation | Mon.-Fri.: 7 a.m. - 3:30 p.m.; 2nd Sat.: 7 a.m. -11:30 a.m. |
| Wastes accepted | Municipal, nonhazardous special* |
| Tipping fee | \$31 per ton |
| Owner | Waste Management of Illinois Inc. |
| Operator | Waste Management of Illinois Inc. |

*Generated within county; does not accept out-of-county wastes.

Facility Facts

| | |
|---|-------------|
| Identification number | 0378020001 |
| Design capacity, airspace cu.yds. | 2,402,806 |
| Total permitted landfill area, acres | 245 |
| Permitted disposal area, acres | 64 |
| Highest permitted elevation, feet (msl) | 945 |
| Leachate monitoring stations | 2 |
| Groundwater monitoring wells | 17 |
| Methane collection system | Flares |
| Years remaining, estimated by landfill | 14 |
| Date/year to open — date/year to close | 1974 - 2012 |

Wastes Received: 1995, 1996, 1997

| | TOTAL WASTES ACCEPTED | | | OUT-OF-STATE WASTES ACCEPTED | | |
|------|-----------------------|--------|----------|------------------------------|------|------------|
| | gate cu. yds. | tons | tons/day | gate cu. yds. | tons | % of total |
| 1995 | 288,143 | 87,316 | 336 | 0 | 0 | 0 |
| 1996 | 241,659 | 73,230 | 282 | 0 | 0 | 0 |
| 1997 | 313,182 | 94,904 | 365 | 0 | 0 | 0 |

Remaining Capacities: Jan. 1, 1997, and Jan. 1, 1998

| | | |
|-------------------------------------|-----------|-------------|
| 1997 certified gate cu. yds. (tons) | 3,448,000 | (1,045,000) |
| 1998 certified gate cu. yds. (tons) | 4,397,000 | (1,332,000) |

Audits and Inspections

| | |
|------------------------------------|--|
| Solid Waste Mgt. Fees paid in 1997 | \$72,907 |
| Last audited by Illinois EPA | 6-25-96 |
| Facility inspected by | Illinois EPA, Rockford Regional Office |

Contacts

Owner

Waste Management of Illinois Inc.
 2 Westbrook Corporate Center, Suite 1000
 Westchester, Ill. 60154
 708-409-0700

Operator

Waste Management of Illinois Inc.
 2 Westbrook Corporate Center, Suite 1000
 Westchester, Ill. 60154
 708-409-0700

Dixon/GROP Landfill #2

| | |
|--------------------|---|
| County | Lee |
| Municipality | Dixon |
| Location | 1279 N. Bataan Road |
| Location | 815-288-4607 |
| Hours of operation | Mon.-Fri.: 6 a.m. - 4 p.m.; Sat.: 6 a.m. - noon |
| Wastes accepted | Municipal, nonhazardous special |
| Tipping fee | \$21.50 per ton |
| Owner | City of Dixon |
| Operator | Allied Waste Industries of Illinois Inc. |

Facility Facts

| | |
|---|-------------|
| Identification number | 1038010002 |
| Design capacity, airspace cu.yds. | 1,901,300 |
| Total permitted landfill area, acres | 90 |
| Permitted disposal area, acres | 48.6 |
| Highest permitted elevation, feet (msl) | 859 |
| Leachate monitoring stations | 3 |
| Groundwater monitoring wells | 35 |
| Methane collection system | Flares |
| Years remaining, estimated by landfill | <1 |
| Date/year to open — date/year to close | 1980 - 1999 |

Wastes Received: 1995, 1996, 1997

| | TOTAL WASTES ACCEPTED | | | OUT-OF-STATE WASTES ACCEPTED | | |
|------|-----------------------|---------|----------|------------------------------|------|------------|
| | gate cu. yds. | tons | tons/day | gate cu. yds. | tons | % of total |
| 1995 | 706,773 | 214,174 | 824 | 0 | 0 | 0 |
| 1996 | 897,793 | 272,059 | 1,046 | 0 | 0 | 0 |
| 1997 | 993,033 | 301,000 | 1,158 | 0 | 0 | 0 |

Remaining Capacities: Jan. 1, 1997, and Jan. 1, 1998

| | | |
|-------------------------------------|-----------|-----------|
| 1997 certified gate cu. yds. (tons) | 1,794,000 | (544,000) |
| 1998 certified gate cu. yds. (tons) | 819,000 | (248,000) |

Audits and Inspections

| | |
|------------------------------------|--|
| Solid Waste Mgt. Fees paid in 1997 | \$273,385 |
| Last audited by Illinois EPA | 5-21-96 |
| Facility inspected by | Illinois EPA, Rockford Regional Office |

Contacts

Owner

City of Dixon
121 W. Second St.
Dixon, Ill. 61021
815-288-1485

Operator

Allied Waste Industries of Illinois Inc.*
1279 N. Bataan Road
Dixon, Ill. 61021
815-288-4607

*A subsidiary of Allied Waste Industries Inc., 15880 N. Greenway Hayden Loop, Suite 100, Scottsdale, Ariz. 85260 • 602-423-2946; Regional office: 3837 W. 127th St., Alsip, Ill. 60803 • 708-824-3060

Freeport Municipal Landfill #4

| | |
|--------------------|---|
| County | Stephenson |
| Municipality | Freeport |
| Location | 2133 S. Walnut Road |
| Location | 815-232-3821 |
| Hours of operation | Mon.-Fri.: 7 a.m. - 3 p.m.; Sat.: 7 a.m. - noon |
| Wastes accepted | Municipal, nonhazardous special* |
| Tipping fee | \$35 per ton |
| Owner | City of Freeport |
| Operator | City of Freeport |

*Generated within county; does not accept out-of-county wastes.

Facility Facts

| | |
|---|-------------|
| Identification number | 1770200015 |
| Design capacity, airspace cu.yds. | N/A |
| Total permitted landfill area, acres | 33 |
| Permitted disposal area, acres | 17 |
| Highest permitted elevation, feet (msl) | 855 |
| Leachate monitoring stations | 2 |
| Groundwater monitoring wells | 10 |
| Methane collection system | None |
| Years remaining, estimated by landfill | 1 |
| Date/year to open — date/year to close | 1987 - 1999 |

Wastes Received: 1995, 1996, 1997

| | TOTAL WASTES ACCEPTED | | | OUT-OF-STATE WASTES ACCEPTED | | |
|------|-----------------------|--------|----------|------------------------------|------|------------|
| | gate cu. yds. | tons | tons/day | gate cu. yds. | tons | % of total |
| 1995 | 145,519 | 44,097 | 170 | 0 | 0 | 0 |
| 1996 | 126,245 | 38,256 | 147 | 0 | 0 | 0 |
| 1997 | 146,000 | 44,242 | 170 | 0 | 0 | 0 |

Remaining Capacities: Jan. 1, 1997, and Jan. 1, 1998

| | | |
|-------------------------------------|---------|----------|
| 1997 certified gate cu. yds. (tons) | 246,000 | (75,000) |
| 1998 certified gate cu. yds. (tons) | 167,000 | (51,000) |

Audits and Inspections

| | |
|------------------------------------|--|
| Solid Waste Mgt. Fees paid in 1997 | \$25,000 |
| Last audited by Illinois EPA | 12-2-97 |
| Facility inspected by | Illinois EPA, Rockford Regional Office |

Contacts

Owner

City of Freeport
230 W. Stephenson St.
Freeport, Ill. 61032
815-235-8204

Operator

City of Freeport
230 W. Stephenson St.
Freeport, Ill. 61032
815-235-8204

LandComp Landfill (new)

| | |
|--------------------|--------------------------------------|
| County | LaSalle |
| Municipality | Ottawa |
| Location | Buffalo Rock Road, 2840 E. 13th Road |
| Location | 815-434-1808 |
| Hours of operation | N/A |
| Wastes accepted | Municipal, nonhazardous special |
| Tipping fee | N/A |
| Owner | LandComp Corp. |
| Operator | LandComp Corp. |

Facility Facts

| | |
|---|-------------------------|
| Identification number | 0990808103 |
| Design capacity, airspace cu.yds. | 11,400,000 |
| Total permitted landfill area, acres | 185 |
| Permitted disposal area, acres | 102 |
| Highest permitted elevation, feet (msl) | 670 |
| Leachate monitoring stations | 13 |
| Groundwater monitoring wells | 34 |
| Methane collection system | Gas-to-energy (planned) |
| Years remaining, estimated by landfill | 29* |
| Date/year to open — date/year to close | 11-6-98 - 2027* |

*Development permit issued September 1997. Operating permit issued at press time.

Wastes Received: 1995, 1996, 1997

| | TOTAL WASTES ACCEPTED | | | OUT-OF-STATE WASTES ACCEPTED | | |
|------|-----------------------|------|----------|------------------------------|------|------------|
| | gate cu. yds. | tons | tons/day | gate cu. yds. | tons | % of total |
| 1995 | 0 | 0 | 0 | 0 | 0 | 0 |
| 1996 | 0 | 0 | 0 | 0 | 0 | 0 |
| 1997 | 0 | 0 | 0 | 0 | 0 | 0 |

Remaining Capacities: Jan. 1, 1997, and Jan. 1, 1998

| | | |
|-------------------------------------|---|-----|
| 1997 certified gate cu. yds. (tons) | 0 | (0) |
| 1998 certified gate cu. yds. (tons) | 0 | (0) |

Audits and Inspections

| | |
|------------------------------------|---|
| Solid Waste Mgt. Fees paid in 1997 | N/A |
| Last audited by Illinois EPA | N/A |
| Facility inspected by | LaSalle County Dept. of Environmental Services & Land Use |

Contacts

| | |
|---|---|
| Owner | Operator |
| LandComp Corp. Box 520 Ottawa, Ill. 61350 815-434-1808 | LandComp Corp. Box 520 Ottawa, Ill. 61350 815-434-1808 |

Lee County Landfill (under development)

| | |
|--------------------|---------------------------------|
| County | Lee |
| Municipality | Dixon |
| Location | 1229 N. Bataan Road |
| Location | 815-288-4607 |
| Hours of operation | Mon.-Fri.: 6 a.m. - 6 p.m. |
| Wastes accepted | Municipal, nonhazardous special |
| Tipping fee | N/A |
| Owner | Lee County Landfill Inc.* |
| Operator | Lee County Landfill Inc.* |

*A subsidiary of Allied Waste Industries of Illinois Inc.

Facility Facts

| | |
|---|------------------------------------|
| Identification number | 1030205110 |
| Design capacity, airspace cu.yds. | 13,000,000 |
| Total permitted landfill area, acres | 223 |
| Permitted disposal area, acres | 142 |
| Highest permitted elevation, feet (msl) | 869 |
| Leachate monitoring stations | N/A |
| Groundwater monitoring wells | N/A |
| Methane collection system | None, will monitor for methane gas |
| Years remaining, estimated by landfill | 21* |
| Date/year to open — date/year to close | 1999 - 2022* |

*Development permitted on 6/22/98; facility expects to begin accepting waste in 1999.

Wastes Received: 1995, 1996, 1997

| | TOTAL WASTES ACCEPTED | | | OUT-OF-STATE WASTES ACCEPTED | | |
|------|-----------------------|------|----------|------------------------------|------|------------|
| | gate cu. yds. | tons | tons/day | gate cu. yds. | tons | % of total |
| 1995 | 0 | 0 | 0 | 0 | 0 | 0 |
| 1996 | 0 | 0 | 0 | 0 | 0 | 0 |
| 1997 | 0 | 0 | 0 | 0 | 0 | 0 |

Remaining Capacities: Jan. 1, 1997, and Jan. 1, 1998

| | | |
|-------------------------------------|---|-----|
| 1997 certified gate cu. yds. (tons) | 0 | (0) |
| 1998 certified gate cu. yds. (tons) | 0 | (0) |

Audits and Inspections

| | |
|------------------------------------|--|
| Solid Waste Mgt. Fees paid in 1997 | N/A |
| Last audited by Illinois EPA | N/A |
| Facility inspected by | Illinois EPA, Rockford Regional Office |

Contacts

Owner

Lee County Landfill Inc.*
935 W. 175th St.
Homewood, Ill. 60430
708-957-4600

Operator

Lee County Landfill Inc.*
1279 N. Bataan Road
Dixon, Ill. 61021
815-288-4607

*A subsidiary of Allied Waste Industries of Illinois Inc. which is a subsidiary of Allied Waste Industries Inc., 15880 N. Greenway Hayden Loop, Suite 100, Scottsdale, Ariz. 85260 • 602-423-2946; Regional office: 3837 W. 127th St., Alsip, Ill. 60803 • 708-824-3060.

Orchard Hills Landfill (new)*

| | |
|--------------------|--|
| County | Ogle |
| Municipality | Davis Junction |
| Location | 8290 Highway 251 |
| Location | 815-874-9000 |
| Hours of operation | Mon.-Fri.: 6 a.m. - 6 p.m.; Sat.: 6 a.m. - 12 noon |
| Wastes accepted | Municipal, nonhazardous special |
| Tipping fee | \$45.00/ton |
| Owner | BFI Waste Systems of North America Inc.* |
| Operator | BFI Waste Systems of North America Inc. |

*A subsidiary of Browning-Ferris Industries, Inc.

Facility Facts

| | |
|---|----------------|
| Identification number | 1410175005 |
| Design capacity, airspace cu.yds. | 28,000,000 |
| Total permitted landfill area, acres | 333 |
| Permitted disposal area, acres | 175 |
| Highest permitted elevation, feet (msl) | 881.5 |
| Leachate monitoring stations | 9 |
| Groundwater monitoring wells | 42 |
| Methane collection system | None |
| Years remaining, estimated by landfill | 30 |
| Date/year to open — date/year to close | 1-13-98 - 2028 |

Wastes Received: 1995, 1996, 1997

| | TOTAL WASTES ACCEPTED | | | OUT-OF-STATE WASTES ACCEPTED | | |
|------|-----------------------|------|----------|------------------------------|------|------------|
| | gate cu. yds. | tons | tons/day | gate cu. yds. | tons | % of total |
| 1995 | 0 | 0 | 0 | 0 | 0 | 0 |
| 1996 | 0 | 0 | 0 | 0 | 0 | 0 |
| 1997 | 0 | 0 | 0 | 0 | 0 | 0 |

Remaining Capacities: Jan. 1, 1997, and Jan. 1, 1998

| | | |
|-------------------------------------|----|-----|
| 1997 certified gate cu. yds. (tons) | 0 | (0) |
| 1998 certified gate cu. yds. (tons) | 0* | (0) |

*Did not report available capacity as of Jan. 1, 1998.

Audits and Inspections

| | |
|------------------------------------|---|
| Solid Waste Mgt. Fees paid in 1997 | N/A |
| Last audited by Illinois EPA | N/A |
| Facility inspected by | Ogle County Solid Waste Management Department |

Contacts

Owner

BFI Waste Systems of North America Inc.*
8290 Highway 251
Davis Junction, Ill. 61020
815-874-9000

Operator

BFI Waste Systems of North America Inc.
8290 Highway 251
Davis Junction, Ill. 61020
815-874-9000

*A subsidiary of Browning-Ferris Industries Inc., 757 N. Eldridge, Houston, Texas 77079 • 281-870-8100

Prairie Hill Recycling and Disposal Facility

| | |
|--------------------|---|
| County | Whiteside |
| Municipality | Morrison |
| Location | 18762 Lincoln Road |
| Location | 815-772-7308 |
| Hours of operation | Mon.-Fri.: 7 a.m. - 4 p.m.; Sat.: 7 a.m. - noon |
| Wastes accepted | Municipal |
| Tipping fee | \$19 per ton |
| Owner | Whiteside County |
| Operator | Waste Management of Illinois Inc. |

Facility Facts

| | |
|---|----------------|
| Identification number | 1950350014 |
| Design capacity, airspace cu.yds. | 28,300,000 |
| Total permitted landfill area, acres | 423 |
| Permitted disposal area, acres | 229 |
| Highest permitted elevation, feet (msl) | 877 |
| Leachate monitoring stations | 31 |
| Groundwater monitoring wells | 41 |
| Methane collection system | None |
| Years remaining, estimated by landfill | 40 |
| Date/year to open — date/year to close | 8-26-96 - 2037 |

Wastes Received: 1995, 1996, 1997

| | TOTAL WASTES ACCEPTED | | | OUT-OF-STATE WASTES ACCEPTED | | |
|------|-----------------------|---------|----------|------------------------------|--------|------------|
| | gate cu. yds. | tons | tons/day | gate cu. yds. | tons | % of total |
| 1995 | 0 | 0 | 0 | 0 | 0 | 0 |
| 1996 | 431,263 | 130,686 | 1,452 | 0 | 0 | 0 |
| 1997 | 289,351 | 88,000 | 337 | 54,492* | 16,513 | 19 |

*State of Origin: Iowa

Remaining Capacities: Jan. 1, 1997, and Jan. 1, 1998

| | | |
|-------------------------------------|------------|--------------|
| 1997 certified gate cu. yds. (tons) | 50,538,000 | (15,315,000) |
| 1998 certified gate cu. yds. (tons) | 56,126,000 | (17,008,000) |

Audits and Inspections

| | |
|------------------------------------|--|
| Solid Waste Mgt. Fees paid in 1997 | \$72,844 |
| Last audited by Illinois EPA | 12-16-97 |
| Facility inspected by | Illinois EPA, Rockford Regional Office |

Contacts

Owner

Whiteside County
200 E. Knox St.
Morrison, Ill. 61270
815-772-7654

Operator

Waste Management of Illinois Inc.
18762 Lincoln Road
Morrison, Ill. 61270
815-772-7308

Rochelle Municipal Landfill #2

| | |
|--------------------|---|
| County | Ogle |
| Municipality | Creston, Dement Township |
| Location | 6513 Mulford Road |
| Location | 815-384-4251 |
| Hours of operation | Mon.-Fri.: 7 a.m. - 3:30 p.m.; Sat.: 7 a.m. - 11 am |
| Wastes accepted | Municipal, nonhazardous special |
| Tipping fee | \$45 per ton |
| Owner | City of Rochelle |
| Operator | Rochelle Waste Disposal LLC |

Facility Facts

| | |
|---|----------------|
| Identification number | 1418030020 |
| Design capacity, airspace cu.yds. | N/A |
| Total permitted landfill area, acres | 81 |
| Permitted disposal area, acres | N/A |
| Highest permitted elevation, feet (msl) | 873 |
| Leachate monitoring stations | 6 |
| Groundwater monitoring wells | 14 |
| Methane collection system | None |
| Years remaining, estimated by landfill | 12 |
| Date/year to open — date/year to close | 6-30-72 - 2009 |

Wastes Received: 1995, 1996, 1997

| | TOTAL WASTES ACCEPTED | | | OUT-OF-STATE WASTES ACCEPTED | | |
|------|-----------------------|--------|----------|------------------------------|------|------------|
| | gate cu. yds. | tons | tons/day | gate cu. yds. | tons | % of total |
| 1995 | 137,591 | 41,694 | 160 | 0 | 0 | 0 |
| 1996 | 225,700 | 68,394 | 263 | 0 | 0 | 0 |
| 1997 | 142,036 | 43,041 | 166 | 0 | 0 | 0 |

Remaining Capacities: Jan. 1, 1997, and Jan. 1, 1998

| | | |
|-------------------------------------|-----------|-----------|
| 1997 certified gate cu. yds. (tons) | 2,615,000 | (792,000) |
| 1998 certified gate cu. yds. (tons) | 1,330,000 | (403,000) |

Audits and Inspections

| | |
|------------------------------------|---|
| Solid Waste Mgt. Fees paid in 1997 | \$29,900 |
| Last audited by Illinois EPA | 5-7-96 |
| Facility inspected by | Ogle County Solid Waste Management Department |

Contacts

Owner

City of Rochelle
Sixth Street & Fifth Avenue
Rochelle, Ill. 61068
815-562-6772

Operator

Rochelle Waste Disposal LLC
1101 S. Seventh St.
Rochelle, Ill. 61068
815-384-4251

States Land Improvement #2 (closed)

| | |
|--------------------|---------------------------------|
| County | LaSalle |
| Municipality | Ottawa |
| Location | Koenig Road |
| Location | 815-434-1808 |
| Hours of operation | N/A |
| Wastes accepted | Municipal, nonhazardous special |
| Tipping fee | N/A |
| Owner | States Land Improvement Corp. |
| Operator | States Land Improvement Corp. |

Facility Facts

| | |
|---|---|
| Identification number | 0990800017 |
| Design capacity, airspace cu.yds. | N/A |
| Total permitted landfill area, acres | 38 |
| Permitted disposal area, acres | 25 |
| Highest permitted elevation, feet (msl) | 584 |
| Leachate monitoring stations | 2 |
| Groundwater monitoring wells | 9 |
| Methane collection system | Gas-to-energy (installation planned for early 2000) |
| Years remaining, estimated by landfill | 0 |
| Date/year to open — date/year to close | 10-31-84 - 9-18-97 |

Wastes Received: 1995, 1996, 1997

| | TOTAL WASTES ACCEPTED | | | OUT-OF-STATE WASTES ACCEPTED | | |
|------|-----------------------|--------|----------|------------------------------|------|------------|
| | gate cu. yds. | tons | tons/day | gate cu. yds. | tons | % of total |
| 1995 | 153,608 | 46,548 | 179 | 0 | 0 | 0 |
| 1996 | 156,292 | 47,361 | 182 | 0 | 0 | 0 |
| 1997 | 177,528 | 54,000 | 208 | 0 | 0 | 0 |

Remaining Capacities: Jan. 1, 1997, and Jan. 1, 1998

| | | |
|-------------------------------------|---------|----------|
| 1997 certified gate cu. yds. (tons) | 145,000 | (44,000) |
| 1998 certified gate cu. yds. (tons) | 0 | (0) |

Audits and Inspections

| | |
|------------------------------------|--|
| Solid Waste Mgt. Fees paid in 1997 | \$25,000 |
| Last audited by Illinois EPA | 3-12-96 |
| Facility inspected by | LaSalle Co. Dept. of Environmental Services & Land Use |

Contacts

Owner

States Land Improvement Corp.
 Box 520
 Ottawa, Ill. 61350-0520
 815-434-1808

Operator

States Land Improvement Corp.
 Box 520
 Ottawa, Ill. 61350-0520
 815-434-1808

Winnebago Reclamation Service

| | |
|--------------------|--|
| County | Winnebago |
| Municipality | Rockford |
| Location | 8403 Lindenwood Road |
| Location | 815-874-4806 |
| Hours of operation | Mon.-Fri.: 6:30 a.m. - 3:30 p.m.; Sat.: 8 a.m. - 11 am |
| Wastes accepted | Municipal, nonhazardous special |
| Tipping fee | \$58 per ton |
| Owner | Winnebago Reclamation Service Inc. |
| Operator | Winnebago Reclamation Service Inc. |

Facility Facts

| | |
|---|---|
| Identification number | 2018080001 |
| Design capacity, airspace cu.yds. | 21,012,300* |
| Total permitted landfill area, acres | 235 |
| Permitted disposal area, acres | 43 (seeking local siting expansion to 70) |
| Highest permitted elevation, feet (msl) | 865 |
| Leachate monitoring stations | 6 |
| Groundwater monitoring wells | 45 |
| Methane collection system | Gas-to-energy |
| Years remaining, estimated by landfill | 8.5 |
| Date/year to open — date/year to close | 4-30-72 - 2018 |

*After approval for Phase 2 cell of 12.1 million cu yds in 2000.

Wastes Received: 1995, 1996, 1997

| | TOTAL WASTES ACCEPTED | | | OUT-OF-STATE WASTES ACCEPTED | | |
|------|-----------------------|---------|----------|------------------------------|------|------------|
| | gate cu. yds. | tons | tons/day | gate cu. yds. | tons | % of total |
| 1995 | 375,524 | 113,795 | 438 | 0 | 0 | 0 |
| 1996 | 998,640 | 302,618 | 1,164 | 0 | 0 | 0 |
| 1997 | 1,035,241 | 313,709 | 1,207 | 0 | 0 | 0 |

Remaining Capacities: Jan. 1, 1997, and Jan. 1, 1998

| | | |
|-------------------------------------|-------------|-------------|
| 1997 certified gate cu. yds. (tons) | 10,037,000* | (3,042,000) |
| 1998 certified gate cu. yds. (tons) | 8,868,000 | (2,687,000) |

*Includes 1.8-million airspace-cubic-yard expansion; permit issued 8-22-96.

Audits and Inspections

| | |
|------------------------------------|--|
| Solid Waste Mgt. Fees paid in 1997 | \$263,799 |
| Last audited by Illinois EPA | 8-6-96 |
| Facility inspected by | Illinois EPA, Rockford Regional Office |

Contacts

Owner

Winnebago Reclamation Service Inc.
8403 Lindenwood Road
Rockford, Ill. 61109
815-874-4806

Operator

Winnebago Reclamation Service Inc.
8403 Lindenwood Road
Rockford, Ill. 61109
815-874-4806

MDI Environmental Systems Transfer Station

| | |
|---------------------------|---------------------------------|
| County | Carroll |
| Municipality | Lanark |
| Location | Route 64 & Shannon Road |
| Location | 815-938-3602 |
| Hours of operation | Mon. - Fri.: 7 a.m. - 3:30 p.m. |
| Wastes accepted | Municipal, recyclables |
| Tipping fee | \$40/ton |
| Owner | Moring Disposal Inc. |
| Operator | MDI Environmental Systems |

Facility Facts

| | |
|------------------------------|------------|
| Identification number | 0150100001 |
| Opened, year | 1994 |
| Facility acreage | 5 |

Wastes Received: 1996, 1997

| | <u>Tons per year</u> | <u>Tons per day (average)</u> |
|-------------|----------------------|-------------------------------|
| 1996 | 21,000 | 81 |
| 1997 | 21,000 | 81 |

Inspections

| | |
|------------------------------|--|
| Facility inspected by | Illinois EPA, Rockford Regional Office |
|------------------------------|--|

Contacts

Owner

Moring Disposal Inc.
104 S. Ash St.
Forreston 61030
815-938-3602

Operator

MDI Environmental Systems
Rural Route #1, Box 204A
Lanark 61046
815-493-6331

Mendota Solid Waste Transfer Station

| | |
|---------------------------|-----------------------------------|
| County | LaSalle |
| Municipality | Mendota |
| Location | First Avenue, behind fairgrounds |
| Location | 815-539-7459 |
| Hours of operation | Mon. - Sat.: 6 a.m. - 4:30 p.m. |
| Wastes accepted | Municipal* |
| Tipping fee | N/A |
| Owner | City of Mendota |
| Operator | Waste Management of Illinois Inc. |

*City-generated wastes only.

Facility Facts

| | |
|------------------------------|------------|
| Identification number | 0990550013 |
| Opened, year | 1991 |
| Facility acreage | 5 |

Wastes Received: 1996, 1997

| | <u>Tons per year</u> | <u>Tons per day (average)</u> |
|-------------|----------------------|-------------------------------|
| 1996 | N/A | N/A |
| 1997 | N/A | N/A |

Inspections

| | |
|------------------------------|---|
| Facility inspected by | LaSalle Co. Dept. of Environmental Services & Land Use. |
|------------------------------|---|

Contacts

Owner

City of Mendota
607 Eighth Avenue
Mendota 61342
815-539-7459

Operator

Waste Management of Illinois Inc.
2 Westbrook Corporate Center, Suite 1000
Westchester 60154
708-409-0700

Montgomery Trucking (new)

| | |
|---------------------------|--|
| County | JoDaviess |
| Municipality | Elizabeth |
| Location | Rt. 20 West |
| Location | 815-777-0672 |
| Hours of operation | Mon.-Fri.: 8 a.m. - 3 p.m.; Sat.: 8 a.m.-11 a.m. |
| Wastes accepted | Municipal, Recyclables |
| Tipping fee | N/A |
| Owner | Montgomery Trucking |
| Operator | Montgomery Trucking |

Facility Facts

| | |
|------------------------------|------------|
| Identification number | 0850155009 |
| Opened, year | 1997* |
| Facility acreage | 1.32 |

*Permitted to operated 7-24-97.

Wastes Received: 1996, 1997

| | <u>Tons per year</u> | <u>Tons per day (average)</u> |
|-------------|----------------------|-------------------------------|
| 1996 | N/A | N/A |
| 1997 | N/A | N/A |

Inspections

| | |
|------------------------------|--|
| Facility inspected by | Illinois EPA, Rockford Regional Office |
|------------------------------|--|

Contacts

Owner

Montgomery Trucking
929 Fulton St.
Galena, 61036
815-777-0672

Operator

Montgomery Trucking
929 Fulton St.
Galena, 61036
815-777-0672

Princeton Solid Waste Transfer Station

| | |
|---------------------------|--|
| County | Bureau |
| Municipality | Princeton |
| Location | 101 Peggy Lane |
| Location | 815-875-2631 |
| Hours of operation | Mon. - Fri.: 7 a.m. - 3:30 p.m.; Sat.: 8 a.m. - noon |
| Wastes accepted | Municipal, recyclables |
| Tipping fee | \$40/ton |
| Owner | City of Princeton |
| Operator | City of Princeton |

Facility Facts

| | |
|------------------------------|------------|
| Identification number | 0110850012 |
| Opened, year | 1993 |
| Facility acreage | 6 |

Wastes Received: 1996, 1997

| | <u>Tons per year</u> | <u>Tons per day (average)</u> |
|-------------|----------------------|-------------------------------|
| 1996 | 13,000 | 50 |
| 1997 | 13,000 | 50 |

Inspections

| | |
|------------------------------|--|
| Facility inspected by | Illinois EPA, Rockford Regional Office |
|------------------------------|--|

Contacts

| Owner | Operator |
|---|---|
| City of Princeton 2 S. Main St. Princeton 61356 815-875-2631 | City of Princeton 2 S. Main St. Princeton 61356 815-875-1682 |

Savanna Solid Waste Transfer Station

| | |
|---------------------------|---|
| County | Carroll |
| Municipality | Savanna |
| Location | Chamber of Commerce Industrial Park, Portland Avenue |
| Location | 815-273-2251 |
| Hours of operation | Tue. - Wed.: 8 a.m. - 11:30 a.m.; Sat.: 8 a.m. - noon |
| Wastes accepted | Municipal, landscape, recyclables |
| Tipping fee | \$45/ton |
| Owner | City of Savanna |
| Operator | City of Savanna |

Facility Facts

| | |
|------------------------------|------------|
| Identification number | 0150250005 |
| Opened, year | 1990 |
| Facility acreage | 1 |

Wastes Received: 1996, 1997

| | <u>Tons per year</u> | <u>Tons per day (average)</u> |
|-------------|----------------------|-------------------------------|
| 1996 | 1,232 | 8 |
| 1997 | 1,084 | 7 |

Inspections

| | |
|------------------------------|--|
| Facility inspected by | Illinois EPA, Rockford Regional Office |
|------------------------------|--|

Contacts

| Owner | Operator |
|--|--|
| City of Savanna 101 Main St. Savanna 61074 815-273-2251 | City of Savanna 101 Main St. Savanna 61074 815-273-2251 |

Waste Management/Rockford Transfer Station

| | |
|---------------------------|------------------------------------|
| County | Winnebago |
| Municipality | Roscoe |
| Location | 13125 N. Second St. |
| Location | 414-251-4000 |
| Hours of operation | Mon. - Sat.: 4:30 a.m. - 6 p.m. |
| Wastes accepted | Municipal, landscape |
| Tipping fee | N/A |
| Owner | Waste Management of Wisconsin Inc. |
| Operator | Waste Management of Wisconsin Inc. |

Facility Facts

| | |
|------------------------------|------------|
| Identification number | 2010400008 |
| Opened, year | 1984 |
| Facility acreage | N/A |

Wastes Received: 1996, 1997

| | <u>Tons per year</u> | <u>Tons per day (average)</u> |
|-------------|----------------------|-------------------------------|
| 1996 | 56,594 | 218 |
| 1997 | 55,572 | 218 |

Inspections

| | |
|------------------------------|--|
| Facility inspected by | Illinois EPA, Rockford Regional Office |
|------------------------------|--|

Contacts

Owner

Waste Management of Wisconsin Inc.
West 124 North, 8925 Boundary Road
Menomonee Falls, WI 53051
414-251-4000

Operator

Waste Management of Wisconsin Inc.
13125 N. 2nd St.
Roscoe 61073
815-389-6180

Whiteside County Landfill #2 Transfer Station (closed)

| | |
|---------------------------|-----------------------------------|
| County | Whiteside |
| Municipality | Morrison |
| Location | 18525 Lincoln Road |
| Location | 815-772-7308 |
| Hours of operation | N/A* |
| Wastes accepted | Municipal |
| Tipping fee | N/A |
| Owner | Whiteside County |
| Operator | Waste Management of Illinois Inc. |

*Facility closed in August 1996.

Facility Facts

| | |
|------------------------------|------------|
| Identification number | 1958140003 |
| Opened, year | 1983 |
| Facility acreage | N/A |

Wastes Received: 1996, 1997

| | <u>Tons per year</u> | <u>Tons per day (average)</u> |
|-------------|----------------------|-------------------------------|
| 1996 | 19,000 | 73 |
| 1997 | 0 | 0 |

Inspections

| | |
|------------------------------|--|
| Facility inspected by | Illinois EPA, Rockford Regional Office |
|------------------------------|--|

Contacts

Owner

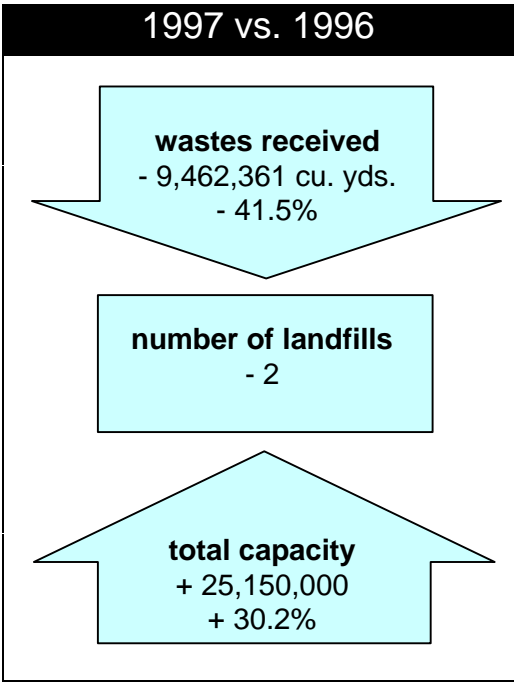
Whiteside County
18819 Lincoln Road
Morrison 61270
815-772-7308

Operator

Waste Management of Illinois Inc.
18525 Lincoln Road
Morrison 61270
815-772-7308

**Landfills
Transfer Stations
Compost Facilities
Incinerator**

Region Two: Chicago Metropolitan



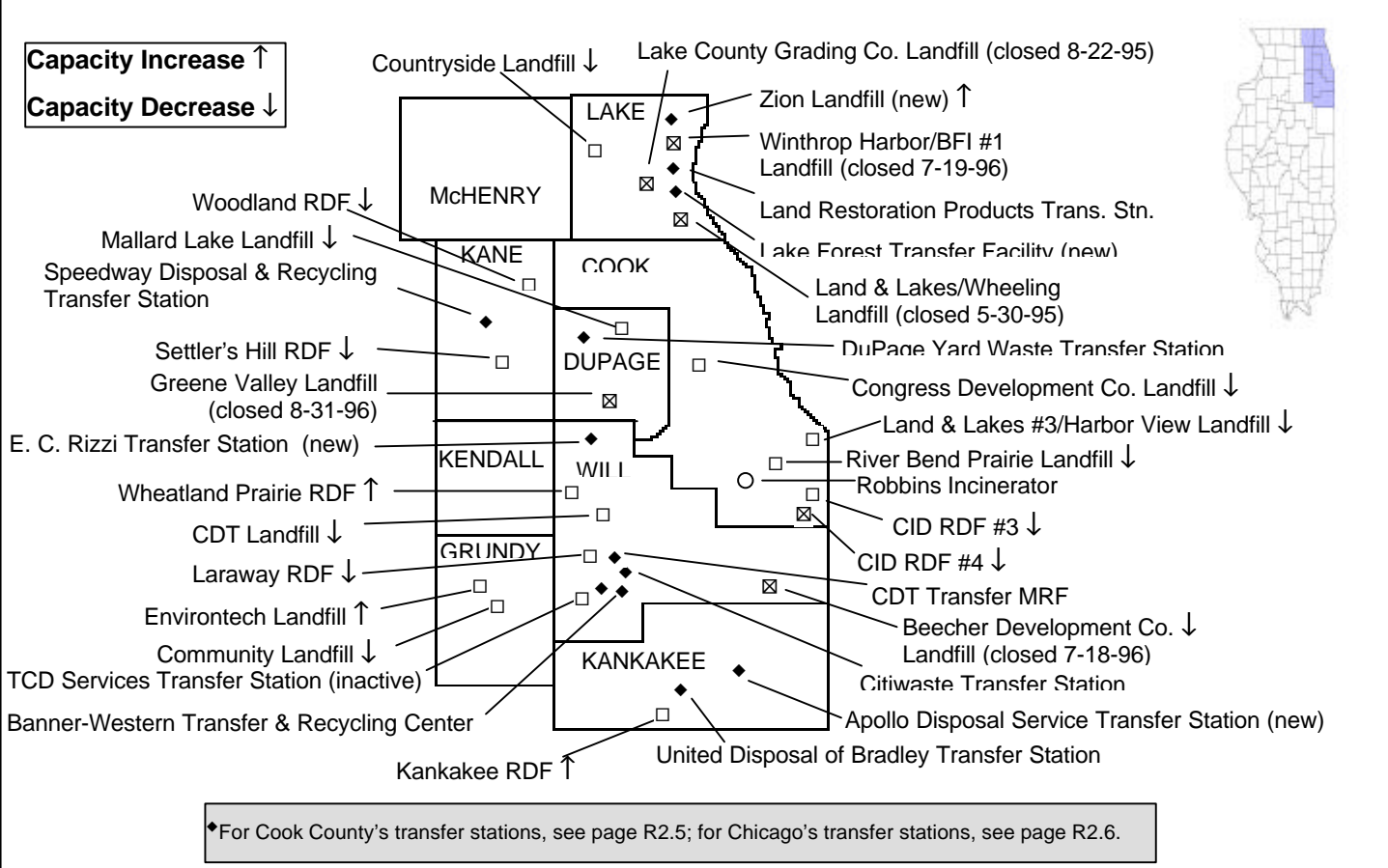
EVEN THOUGH THE VOLUME OF SOLID WASTES BURIED IN REGION Two dipped nearly 42 percent from the previous year, landfilling remained significant in metropolitan Chicago in 1997: The region's 15 landfills received 13.3 million gate cubic yards of wastes (about four million tons) — which amounted to a third of all wastes landfilled in Illinois that year.

An additional 1,333,555 cubic yards of waste was incinerated at the Robbins Incinerator in suburban Chicago in 1997. This site was permitted to operate on June 2, 1997.

Significantly, three-fifths of these wastes were deposited in just four landfills in Region Two. But look at what is happening to two of these high volume facilities: Mallard Lake Landfill (Hanover Park) and Woodland RDF (South Elgin) are expected to close by the years 1999 and 2000 respectively.

DuPage County waste handled at Mallard Lake Landfill in 1999 might be managed by a proposed transfer station, DuKane, which is expected to receive an operating permit in early 1999.

Landfills and Transfer Stations: Active, Closed, Under Development*



Region Two: Chicago Metropolitan

Accurate reflections of available capacity occur only once a year, when landfills take their Illinois EPA required "capacity snapshot" each New Year's Day.

On Jan. 1, 1997, Region Two had 83.3 million gate cubic yards of available landfill space. By Jan. 1, 1998, that capacity had jumped 30.2 percent to 108.5 million gate cubic yards.

Half the landfills after 2000

Returning to the subject of near term landfill closings, six facilities plan to shut their gates by the end of 2000. When they do, their combined capacity (9.4 million gate cubic yards as of Jan. 1, 1998) will be lost.

The region will operate with fewer landfills in the years ahead. It appears that as few as ten landfills may remain open after 2000.

Landfill Expansions Expected*

| | |
|---------------------------|-------------------|
| Environtech Inc. | 13 million |
| River Bend Prairie | 11 million |
| Community LF ¹ | <u>1</u> million |
| Total | 25 million |

*In-place cubic yards

¹Under Agency review.

Landfills: Wastes Accepted 1997; Remaining Capacities Jan. 1, 1998

| | Municipality | County | Wastes | | Capacity | | Disp. Area Acres | Close Year |
|---|--------------|----------|-------------------|-------------------|--------------------|-------------------|------------------|------------|
| | | | Cu. Yds. | Rank ¹ | Cu. Yds. | Rank ² | | |
| CLOSED Beecher Devel. Co. ³ | Beecher | Will | 0 | N/A | 1,611,000 | 39 | 143 | 1996 |
| CDT Landfill | Joliet | Will | 625,000 | 20 | 540,000 | 51 | 50 | 1999 |
| CID RDF #3 [♦] | Calumet City | Cook | 449,492 | 27 | 1,261,000 | 42 | 173 | 2000 |
| CID RDF #4 ⁴ | Calumet City | Cook | 405 | 56 | 1,011,000 | 45 | 13 | 2008 |
| Community Landfill | Morris | Grundy | 150,753 | 41 | 1,624,000 | 38 | 95 | 2009 |
| Congress Development Co. LF | Hillside | Cook | 341,138 | 33 | 1,728,000 | 36 | 55 | 1999 |
| Countryside Landfill | Grayslake | Lake | 1,189,121 | 9 | 35,331,000 | 5 | 153 | 2020 |
| Environtech Landfill | Morris | Grundy | 485,470 | 25 | 11,213,000 | 15 | 78 | 2021 |
| CLOSED Greene Valley Landfill | Naperville | DuPage | 0 | N/A | 0 | N/A | 198 | 1996 |
| Kankakee RDF | Chebanse | Kankakee | 390,512 | 31 | 3,909,000 | 27 | 55 | 2007 |
| CLOSED Lake County Grading | Libertyville | Lake | 0 | N/A | 0 | N/A | N/A | 1995 |
| Land & Lakes #3/Harbor View [♦] | Chicago | Cook | 707,047 | 17 | 4,326,000 | 26 | 69 | 2004 |
| CLOSED Land & Lakes/Wheeling | Deerfield | Lake | 0 | N/A | 0 | N/A | N/A | 1995 |
| Laraway RDF [♦] | Elwood | Will | 137,700 | 46 | 951,000 | 46 | N/A | 2004 |
| Mallard Lake Landfill | Hanover Park | DuPage | 3,174,600 | 4 | 2,657,000 | 31 | 230 | 1999 |
| River Bend Prairie Landfill ^{♦5} | Dolton | Cook | 292,224 | 36 | 210,000 | 53 | 55 | 2018 |
| Settler's Hill RDF | Batavia | Kane | 3,387,618 | 3 | 12,291,000 | 12 | 197 | 2010 |
| Wheatland Prairie RDF | Plainfield | Will | 755,232 | 14 | 2,570,000 | 32 | 70 | 2001 |
| CLOSED Winthrop Harbor ⁶ | Zion | Lake | 23,163 | 51 | 0 | N/A | 10 | 1997 |
| Woodland RDF [♦] | South Elgin | Kane | 1,240,288 | 7 | 2,997,000 | 30 | 103 | 2000 |
| NEW Zion Landfill ⁷ | Zion | Lake | N/A | N/A | 24,134,000 | 7 | 110 | 2018 |
| Totals | | | 13,349,163 | | 108,364,000 | | | |

[♦]Five landfills accepted out-of-state wastes during 1997 totalling 141,241 cubic yards, or 1% of the region's total.

¹Standing among 56 landfills that accepted wastes during 1997.

²Standing among 56 landfills that reported capacity as of Jan. 1, 1998.

³Facility has ceased taking wastes but continues to report capacity.

⁴Holds permit to accept hazardous wastes.

⁵11 million cu. yd. expansion granted 10-21-98, increasing landfill life to 2018.

⁶Site was filled to capacity and capped in 1997, paid some fees for small amount of wastes reinterred during closure process.

⁷New facility opened 5-26-98, reported capacity on Jan. 1, 1998.

Region Two: Chicago Metropolitan

| | |
|---------------------------------|------------------|
| Counties | 9 |
| Area (square miles) | 5,109 |
| Population (est.) | 7,792,278 |
| Landfill life expectancy | |
| Years remaining | 8.1 ♦ |
| Landfills | |
| Active in 1997 | 15 |
| Closed in 1995 | 2 |
| Closed in 1996 | 3 |
| Opened in 1998 | 1 |
| Transfer Stations | |
| Active in 1997 | 55 |
| New in 1997 | 4 |
| Compost facilities | |
| Active in 1997 | 22 |

♦Total remaining capacity (from table on page R2.3) divided by total wastes accepted. Tells how long the region may be served by local landfills at current disposal rates, barring capacity adjustments, until capacity is depleted.

Zion Landfill opened in May 1998

The only new landfill in Region Two is Zion Landfill, which opened in May 1998. This facility replaces, and even shares some acreage with, Winthrop Harbor/BFI #1, which closed in July 1996.

Solid waste transfer stations vital to Region Two

Region Two is home to 55 of the state's 69 transfer stations active in 1997. Of this total, Cook County has 44 (with 15 in the city of Chicago); Will County has five; Lake and Kankakee counties have two; DuPage and Kane counties each have one; and Grundy, Kendall and McHenry counties have none.

Transfer stations consolidate locally collected wastes for efficient shipment to distant landfills. Some transfer stations separate and remove recyclables from the municipal waste stream. Transfer stations handling landscape waste over 24 hours were also added to the report.

In 1997, Region Two's transfer stations handled almost 6.2 million tons of wastes, which was 2.4 million tons more than the total wastes entering the region's landfills that year.

Compost Facilities: Wastes Accepted 1997

| | Municipality | County | Tons |
|------------------------------------|---------------------|---------------|----------------|
| CDT Landfill | Joliet | Will | 15,591 |
| Chicago Botanic Garden | Glencoe | Cook | 1,711 |
| Crystal Lake Composting | Crystal Lake | McHenry | 3,191 |
| DK-Lake Bluff | Lake Bluff | Lake | 1,596 |
| Elgin Compost Facility | Elgin | Kane | 2,599 |
| Environtech Inc. | Morris | Grundy | 6 |
| Hazel Crest Composting | Hazel Crest | Cook | 4,109 |
| James Park Leaf Compost | Evanston | Cook | 1,186 |
| Lake Bluff Municipal #2 | Lake Bluff | Lake | 958 |
| Lake Forest Recycling | Lake Forest | Lake | 3,548 |
| Land & Lakes #1 & #2 | Chicago | Cook | 732 |
| Land & Lakes/Willow Ranch | Romeoville | Will | 5,249 |
| Land & Lakes/Wheeling | Deerfield | Lake | 34,649 |
| LDK Compost | North Chicago | Lake | 10,672 |
| Meadowview Yard Waste ¹ | Grayslake | Lake | 0 |
| Scotts Composting | Bristol | Kendall | 18,862 |
| Starlight Drive-In ² | Kankakee | Kankakee | N/A |
| Thelen Sand & Gravel | Antioch | McHenry | 43,507 |
| Willow Ranch Composting | Bolingbrook | Will | 7,874 |
| Winnetka Municipal | Winnetka | Cook | 3,782 |
| Woodstock Yard Waste | Woodstock | McHenry | N/A |
| Total | | | 159,822 |

¹Closed Mar. 20, 1998

²Opened Mar. 18, 1998

Region Two: Chicago Metropolitan

The region's transfer stations are noted in the maps on pages R2.2, R2.5 and R2.6, and in the table on page R2.7.

Some Region Two transfer stations handled more waste than the state's busiest landfills.

The top six transfer stations within Chicago's city limits each processed over 300,000 tons resulting in a total waste transfer of almost two million tons.

Nearly 160,000 tons of landscape wastes composted

Seventeen composting facilities handled nearly 160,000 tons of landscape wastes in 1997. This tonnage is equivalent to one percent of total wastes disposed in the region.

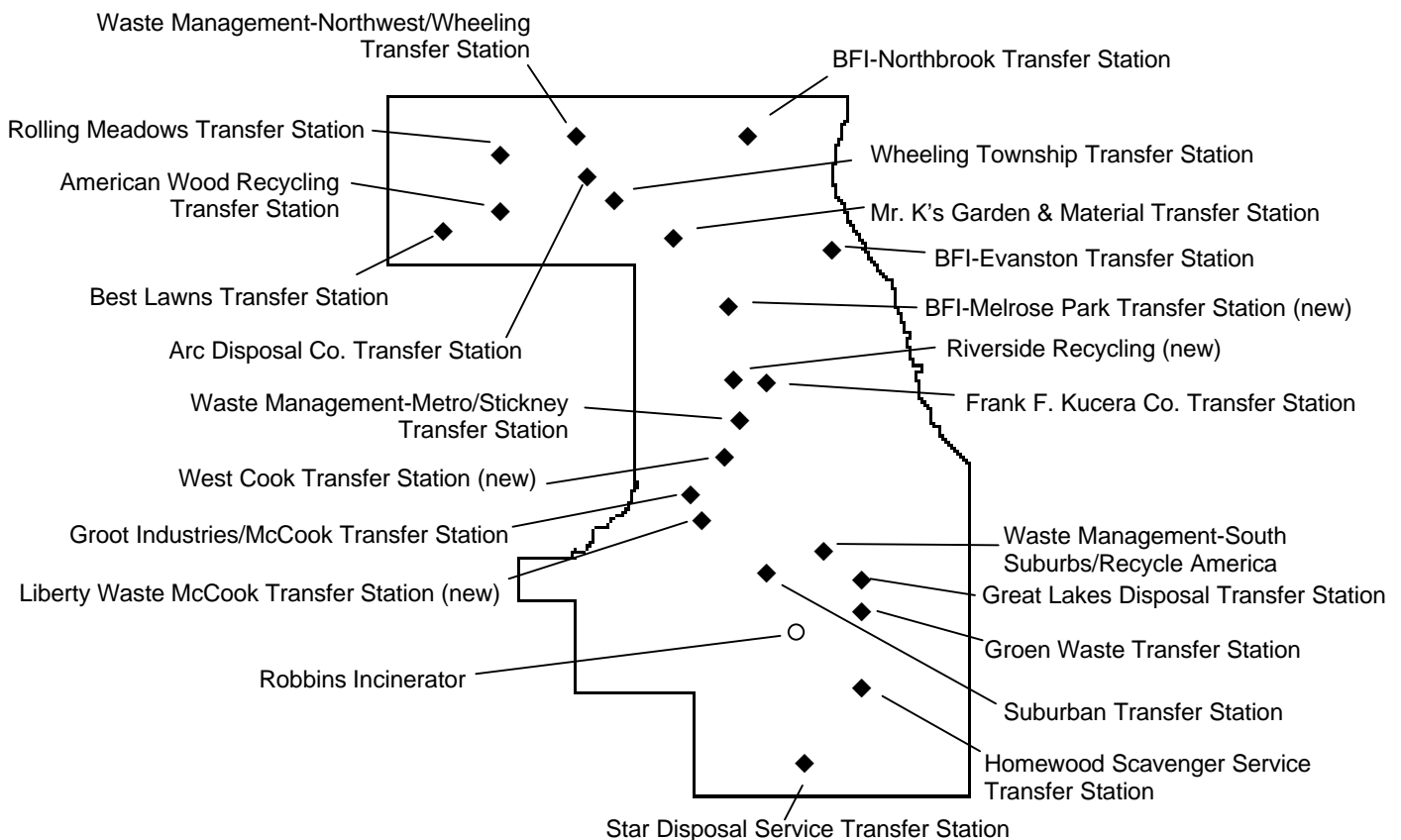
Questions and Complaints

Illinois EPA Region Two field office personnel investigate reports of suspected illegal waste disposal, and inspect the region's landfills, transfer stations and compost facilities, except in **DuPage, Kankakee, Lake, McHenry and Will counties and the city of Chicago**, where joint responsibility has been delegated to local authorities.

Questions or complaints concerning pollution control facilities, open dumping or other incidents should be directed to the office having jurisdiction over the site:

Continued on page R2.7

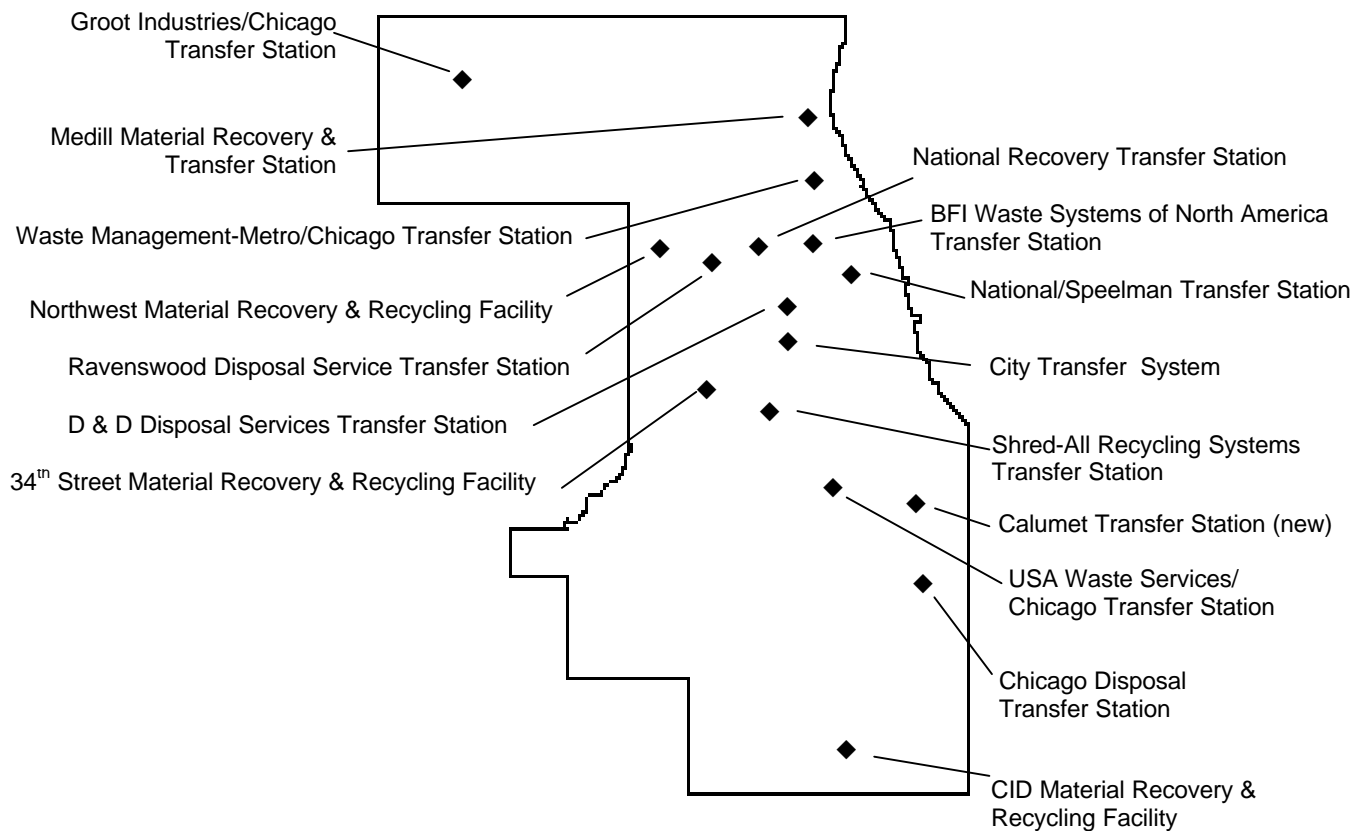
Cook County Transfer Stations and Incinerator



For Chicago's Transfer Stations, see p. R2.6

Region Two: Chicago Metropolitan

Chicago Transfer Stations



For Cook County's Transfer Stations, see p. R2.5

Six agencies hold delegation agreements

The Illinois EPA has delegated inspection authority to the following agencies in Region Two:

- DuPage County Solid Waste Department
- Kankakee County Health Department
- Lake County Health Department
- McHenry County Health Department
- Will County Land Use Dept., Waste Services Division
- Chicago Department of Environment

Delegation agreements authorize these agencies to conduct many of the duties that would otherwise have to be performed by the Illinois EPA field office: investigating and enforcing suspected violations of land pollution laws and regulations and reports of open dumping, and inspecting landfills, transfer stations and compost facilities permitted through the Agency's Bureau of Land. (Inspections also include industrial landfills, or monofills, and landfills that closed prior to 1995; these facilities are not included in this report.) DuPage County

Region Two: Chicago Metropolitan

contains two landfills (one closed and one expected to close in early 1999) and one transfer station. Kankakee County has one active landfill, two transfer stations active in 1997 and one new transfer station, and one compost facility that accepted no landscape wastes in 1997.

Transfer Stations: Wastes Handled 1997

| | Municipality | County | Tons |
|-------------------------------------|------------------|----------|------------------|
| American Wood Recyc. | Hoffman Estates | Cook | 23,000 |
| New Apollo Disposal Service | Momence | Kankakee | 18,200 |
| Arc Disposal Co. | Mount Prospect | Cook | 123,975 |
| Banner-Western | Rockdale | Will | 52,200 |
| Best Lawns | Streamwood | Cook | 2,030 |
| BFI-Evanston | Evanston | Cook | 195,000 |
| New BFI-Melrose Park | Melrose Park | Cook | UD |
| BFI-Northbrook | Northbrook | Cook | 191,000 |
| BFI-Waste Systems | Chicago | Cook | 200,000 |
| New Calumet Transfer Station | Chicago | Cook | N/A |
| CDT Transfer MRF | Joliet | Will | 75,226 |
| Chicago Disposal | Chicago | Cook | 117,000 |
| CID Mat'l. Recovery | Chicago | Cook | 242,648 |
| Citiwaste | Joliet | Will | 31,200 |
| City Transfer Systems | Chicago | Cook | 52,200 |
| D & D Disposal Services | Chicago | Cook | 313,200 |
| DuPage Yard Waste | West Chicago | DuPage | 20,000 |
| New E.C. Rizzi & Assoc. | Bolingbrook | Will | N/A |
| Great Lakes Disposal | Blue Island | Cook | 65,250 |
| Groen Waste | Blue Island | Cook | 235,060 |
| Groot Industries/Chicago | Chicago | Cook | 339,300 |
| Groot Industries/McCook | McCook | Cook | 127,039 |
| Homewood Scavenger | East Hazel Crest | Cook | 104,400 |
| Frank F. Kucera Co. | Cicero | Cook | 78,300 |
| Lake Forest Transfer Facility | Lake Forest | Lake | N/A |
| Land Restoration Products | Lake Bluff | Lake | 7,000 |
| New Liberty Waste-McCook | McCook | Cook | N/A |
| Medill Mat'l. Recovery | Chicago | Cook | 241,723 |
| Mr. K's Garden & Mat'l. | Park Ridge | Cook | 85,800 |
| National Recovery | Chicago | Cook | 268,746 |
| National/Speelman | Chicago | Cook | 104,400 |
| Northwest Material Recov. | Chicago | Cook | 308,782 |
| Ravenswood Disposal | Chicago | Cook | 26,000 |
| New Riverdale Recycling Inc. | Riverdale | Cook | N/A |
| Inactive Rolling Meadows | Rolling Meadows | Cook | N/A |
| Shred-All Recycling | Chicago | Cook | 350,000 |
| Speedway Disposal | Elburn | Kane | 56,000 |
| Star Disposal Service | Park Forest | Cook | 91,350 |
| Suburban | Crestwood | Cook | 134,112 |
| Inactive TCD Services | Wilmington | Will | 13,833 |
| 34th Street Material Recov. | Chicago | Cook | 324,265 |
| United Disposal of Bradley | Bradley | Kankakee | 16,965 |
| USA Waste Serv. Chicago | Chicago | Cook | 195,750 |
| Waste Mgt.-Metro/Chicago | Chicago | Cook | 313,347 |
| Waste Mgt.-Metro/Stickney | Stickney | Cook | 412,098 |
| Waste Mgt. NW-Wheeling | Wheeling | Cook | 261,000 |
| Waste Mgt.-South Suburbs | Alsip | Cook | 91,350 |
| New West Cook | Forest View | Cook | N/A |
| Wheeling Township | Glenview | Cook | 286,000 |
| Total | | | 6,194,749 |

Questions and Complaints

Continued from page R2.5

Illinois EPA
1701 First Ave.
Maywood, Ill. 60153
Phone: 708-338-7900
Fax: 708-338-7930

Chicago Department of Environment
30 N. LaSalle Blvd., 25th Floor
Chicago, Ill. 60602
Phone: 312-744-7235
Fax: 312-744-5272

DuPage County Solid Waste Dept.
421 N. County Farm Road
Wheaton, Ill. 60187
Phone: 630-682-7373
Fax: 630-682-7374

Kankakee County Health Dept.
1115 Riverlane Drive
Bradley, Ill. 60915
Phone: 815-937-7860
Fax: 815-937-3568

Lake County Health Department
3010 Grand Ave.
Waukegan, Ill. 60085
Phone: 847-360-6742
Fax: 847-249-4972

McHenry County Health Department
2200 N. Seminary Ave., Route 47 N.
Woodstock, Ill. 60098
Phone: 815-334-4585
Fax: 815-338-7661

Will County Land Use Dept. Waste Services Division
313 N. Chicago St.
Joliet, Ill. 60432
Phone: 815-727-8834
Fax: 815-722-3410

Region Two: Chicago Metropolitan

Municipal Waste Management Plans

The Solid Waste Planning and Recycling Act required all Illinois counties and the city of Chicago to develop, adopt and implement 20-year municipal waste management plans.

Plans include programs and recommendations to achieve solid waste management goals, which typically include waste reduction, recycling, incineration and landfilling as program options.

The law requires each plan to include a program designed to recycle 15 percent of municipal wastes by the end of the third year of the program and 25 percent of municipal wastes by the end of the fifth year, depending upon the availability of markets.

Every five years each plan must identify changes in planning areas, evaluate progress in plan implementation and, if necessary, revise plan recommendations and goals. The county also has the option of updating its solid waste generation rate. The plan is then submitted to the Illinois EPA for review and comment.

Five year plan updates have been adopted by Chicago, DuPage, Grundy, Kane, Lake, McHenry and Will counties.

Questions concerning these plans and their availability should be directed to the appropriate local administrators listed in Appendix K.

Details concerning Region Two landfills and transfer stations follow on pages R2.9 through R2.77.

Lake County has one active and three closed landfills, a new landfill expected to open in 1998, one landscape waste transfer station, and eight compost facilities (one of which is closed). McHenry County contains four compost facilities — two open and two closed. Will County has three active landfills, one inactive landfill, four transfer stations (one inactive), and two compost facilities. Chicago Department of Environment is responsible for inspecting two active and several closed landfills, and 11 transfer stations. The Agency's Maywood office inspects the hazardous waste landfill, CID RDF #4.

Recycling rates ranged from 16 to 40 percent

The Agency does not regulate recycling; however, it does survey recycling coordinators statewide. Coordinators in Region Two reported recycling rates ranging from 16 to 40 percent, giving the region an average recycling rate of 28 percent.

Four counties (Grundy, Kane, Kendall, and McHenry) have passed ordinances in support of recycling in residential and/or commercial sectors. In Cook County, Chicago and West Cook County Solid Waste Agency have passed similar ordinances in support of recycling.

Municipal Wastes Recycled

| County | Estimated Population as of 7-1-97 | Waste Generated | | Waste Recycled | |
|------------------------------|-----------------------------------|------------------|------------|------------------|---------------------------|
| | | Tons | PCD | Tons | Percent |
| Cook (subtotal) | 5,076,786 | 6,318,824 | 6.8 | 1,761,986 | 28% |
| (Chicago) ^{1&2} | 2,692,071 | 3,720,819 | 8.2 | 1,060,206 | 29% |
| (SSMMA) | 537,215 | 281,809 | 1.9 | 59,313 | 21% |
| (SWANCC) | 710,500 | 1,033,440 | 8 | 287,646 | 28% |
| (WCCSWA) | 517,000 | 603,856 | 6.4 | 174,621 | 29% |
| (Cook) | 620,000 | 678,900 | 6 | 180,200 | 27% |
| DuPage | 870,378 | 926,895 | 5.8 | 238,214 | 26% |
| Grundy ¹ | 36,253 | 42,570 | 6.5 | 13,462 | 32% |
| Kane ^{1&2} | 380,801 | 572,390 | 6.9 | 227,226 | 40% |
| Kankakee | 101,984 | 126,562 | 6.8 | 20,255 | 16% |
| Kendall ¹ | 49,856 | 49,284 | 5.7 | 10,842 | 22% |
| Lake | 594,799 | 751,130 | 7.4 | 263,209 | 35% |
| McHenry ¹ | 236,952 | 245,485 | 5.8 | 60,226 | 25% |
| Will | 444,469 | 353,758 | 4.4 | 61,964 | 17.5% |
| Totals | 7,792,278 | 9,386,898 | | 2,657,384 | 28.3% ³ |

¹Has residential recycling ordinance.

²Has commercial recycling ordinance.

³Regional average.

Beecher Development Co. Landfill (closed)

| | |
|--------------------|---|
| County | Will |
| Municipality | Beecher |
| Location | 1055 W. Goodenow Road |
| Location | 708-946-2554 |
| Hours of operation | N/A |
| Wastes accepted | Municipal, nonhazardous special, C & D debris |
| Tipping fee | N/A |
| Owner | Beecher Development Co. |
| Operator | John Sexton Contractors Co. |

Facility Facts

| | |
|---|------------------------------------|
| Identification number | 1978010001 |
| Design capacity, airspace cu.yds. | N/A |
| Total permitted landfill area, acres | 183 |
| Permitted disposal area, acres | 143 |
| Highest permitted elevation, feet (msl) | 780 |
| Leachate monitoring stations | 2 |
| Groundwater monitoring wells | 25 |
| Methane collection system | Gas-to-energy (under construction) |
| Years remaining, estimated by landfill | N/A |
| Date/year to open — date/year to close | 12-31-72 - 7-18-96 |

Wastes Received: 1995, 1996, 1997

| | TOTAL WASTES ACCEPTED | | | OUT-OF-STATE WASTES ACCEPTED | | |
|------|-----------------------|---------|----------|------------------------------|-------|------------|
| | gate cu. yds. | tons | tons/day | gate cu. yds. | tons | % of total |
| 1995 | 713,536 | 216,223 | 832 | 23,717 | 7,187 | 3 |
| 1996 | 539,395 | 163,453 | 629 | 7,819 | 2,369 | 1 |
| 1997 | 0 | 0 | 0 | 0 | 0 | 0 |

Remaining Capacities: Jan. 1, 1997, and Jan. 1, 1998

| | | |
|-------------------------------------|-----------|-----------|
| 1997 certified gate cu. yds. (tons) | 1,728,000 | (524,000) |
| 1998 certified gate cu. yds. (tons) | 1,611,000 | (488,000) |

Audits and Inspections

| | |
|------------------------------------|-------------------------------------|
| Solid Waste Mgt. Fees paid in 1997 | 0 |
| Last audited by Illinois EPA | N/A |
| Facility inspected by | Will County Waste Services Division |

Contacts

Owner

Beecher Development Co.
1815 S. Wolf Road
Hillside, Ill. 60162
708-449-1250

Operator

John Sexton Contractors Co.
1815 S. Wolf Road
Hillside, Ill. 60162
708-946-2554

CDT Landfill

| | |
|--------------------|---|
| County | Will |
| Municipality | Joliet |
| Location | 2851 Mound Road |
| Location | 815-741-0736 |
| Hours of operation | Mon.-Fri.: 6 a.m. - 4 p.m.; Sat.: 6 a.m. - noon |
| Wastes accepted | Municipal, nonhazardous special |
| Tipping fee | \$11.85 per cubic yard |
| Owner | CDT Landfill Corp. |
| Operator | CDT Landfill Corp. |

Facility Facts

| | |
|---|----------------|
| Identification number | 1978170006 |
| Design capacity, airspace cu.yds. | N/A |
| Total permitted landfill area, acres | 55 |
| Permitted disposal area, acres | 50 |
| Highest permitted elevation, feet (msl) | 641 |
| Leachate monitoring stations | 9 |
| Groundwater monitoring wells | 32 |
| Methane collection system | Gas-to-energy |
| Years remaining, estimated by landfill | <1 |
| Date/year to open — date/year to close | 8-31-84 - 1999 |

Wastes Received: 1995, 1996, 1997

| | TOTAL WASTES ACCEPTED | | | OUT-OF-STATE WASTES ACCEPTED | | |
|------|-----------------------|---------|----------|------------------------------|------|------------|
| | gate cu. yds. | tons | tons/day | gate cu. yds. | tons | % of total |
| 1995 | 1,534,404 | 464,971 | 1,788 | 52 | 16 | <1 |
| 1996 | 764,000 | 231,515 | 890 | 0 | 0 | 0 |
| 1997 | 625,000 | 189,394 | 728 | 0 | 0 | 0 |

Remaining Capacities: Jan. 1, 1997, and Jan. 1, 1998

| | | |
|-------------------------------------|-----------|-----------|
| 1997 certified gate cu. yds. (tons) | 1,080,000 | (327,000) |
| 1998 certified gate cu. yds. (tons) | 540,000 | (164,000) |

Audits and Inspections

| | |
|------------------------------------|-------------------------------------|
| Solid Waste Mgt. Fees paid in 1997 | \$195,450 |
| Last audited by Illinois EPA | 2-10-98 |
| Facility inspected by | Will County Waste Services Division |

Contacts

Owner

CDT Landfill Corp.
2851 Mound Road
Joliet, Ill. 60436
815-741-0736

Operator

CDT Landfill Corp.
2851 Mound Road
Joliet, Ill. 60436
815-741-0736

CID Recycling and Disposal Facility #3

| | |
|--------------------|---|
| County | Cook |
| Municipality | Calumet City and Chicago* |
| Location | 138th St. and Calumet Expressway (I-94) |
| Location | 773-646-3099 |
| Hours of operation | Mon.-Fri.: 8:30 a.m. - 3 p.m. |
| Wastes accepted | Nonhazardous special, municipal, inert |
| Tipping fee | \$20 per cubic yard |
| Owner | Waste Management of Illinois Inc. |
| Operator | Waste Management of Illinois Inc. |

*Facility lies in both jurisdictions.

Facility Facts

| | |
|---|-----------------|
| Identification number | 0316000030 |
| Design capacity, airspace cu.yds. | N/A |
| Total permitted landfill area, acres | 175 |
| Permitted disposal area, acres | 173 |
| Highest permitted elevation, feet (msl) | 746 |
| Leachate monitoring stations | 13 |
| Groundwater monitoring wells | 38 |
| Methane collection system | Gas-to-energy |
| Years remaining, estimated by landfill | 3 |
| Date/year to open — date/year to close | 12-31-67 - 2000 |

Wastes Received: 1995, 1996, 1997

| | TOTAL WASTES ACCEPTED | | | OUT-OF-STATE WASTES ACCEPTED | | |
|------|-----------------------|---------|----------|------------------------------|-------|------------|
| | gate cu. yds. | tons | tons/day | gate cu. yds. | tons | % of total |
| 1995 | 400,903 | 121,486 | 467 | 4,188 | 1,269 | 1 |
| 1996 | 549,000 | 166,364 | 640 | 6,373 | 1,931 | 1 |
| 1997 | 449,492 | 136,210 | 523 | 10,542* | 3,195 | 2 |

*State of origin: Indiana, Michigan, Wisconsin

Remaining Capacities: Jan. 1, 1997, and Jan. 1, 1998

| | | |
|-------------------------------------|-----------|-----------|
| 1997 certified gate cu. yds. (tons) | 1,675,000 | (508,000) |
| 1998 certified gate cu. yds. (tons) | 1,261,000 | (382,121) |

Audits and Inspections

| | |
|------------------------------------|---|
| Solid Waste Mgt. Fees paid in 1997 | \$99,924 |
| Last audited by Illinois EPA | 9-17-96 |
| Facility inspected by | Chicago Dept. of Env. & Illinois EPA, Maywood Reg. Office |

Contacts

Owner

Waste Management of Illinois Inc.
2 Westbrook Corporate Center, Suite 1000
Westchester, Ill. 60154
708-409-0700

Operator

Waste Management of Illinois Inc.
138th St. & Calumet Expressway (I-94), Box 1309
Calumet City, Ill. 60409
773-646-3099

CID Recycling and Disposal Facility #4

| | |
|--------------------|---|
| County | Cook |
| Municipality | Calumet City and Chicago* |
| Location | 138th St. and Calumet Expressway (I-94) |
| Location | 773-646-3099 |
| Hours of operation | Mon.-Fri.: 8:30 a.m. - 3 p.m. |
| Wastes accepted | Nonhazardous special, hazardous** |
| Tipping fee | \$20 per cubic yard |
| Owner | Waste Management of Illinois Inc. |
| Operator | Waste Management of Illinois Inc. |

*Facility lies in both jurisdictions. **Holds permit to accept hazardous waste.

Facility Facts

| | |
|---|-------------|
| Identification number | 0310390001 |
| Design capacity, airspace cu.yds. | N/A |
| Total permitted landfill area, acres | 115 |
| Permitted disposal area, acres | 13 |
| Highest permitted elevation, feet (msl) | 629 |
| Leachate monitoring stations | 11 |
| Groundwater monitoring wells | 23 |
| Methane collection system | None |
| Years remaining, estimated by landfill | 10 |
| Date/year to open — date/year to close | 1974 - 2008 |

Wastes Received: 1995, 1996, 1997

| | TOTAL WASTES ACCEPTED | | | OUT-OF-STATE WASTES ACCEPTED | | |
|------|-----------------------|------|----------|------------------------------|------|------------|
| | gate cu. yds. | tons | tons/day | gate cu. yds. | tons | % of total |
| 1995 | 0 | 0 | 0 | 0 | 0 | 0 |
| 1996 | 0 | 0 | 0 | 0 | 0 | 0 |
| 1997 | 405 | 123 | <1 | 0 | 0 | 0 |

Remaining Capacities: Jan. 1, 1997, and Jan. 1, 1998

| | | |
|-------------------------------------|-----------|-----------|
| 1997 certified gate cu. yds. (tons) | 1,209,000 | (366,000) |
| 1998 certified gate cu. yds. (tons) | 1,011,000 | (306,000) |

Audits and Inspections

| | |
|------------------------------------|-----------------------------------|
| Solid Waste Mgt. Fees paid in 1997 | 0* |
| Last audited by Illinois EPA | 5-7-96 |
| Facility inspected by | Illinois EPA, Maywood Reg. Office |

*On-site generated waste only.

Contacts

Owner

Waste Management of Illinois Inc.
2 Westbrook Corporate Center, Suite 1000
Westchester, Ill. 60154
708-409-0700

Operator

Waste Management of Illinois Inc.
138th St. & Calumet Expressway (I-94), Box 1309
Calumet City, Ill. 60409
773-646-3099

Community Landfill

| | |
|---------------------------|---------------------------------|
| County | Grundy |
| Municipality | Morris |
| Location | 1501 Ashley Road |
| Location | 815-942-3941 |
| Hours of operation | Mon.-Fri.: 7 a.m. - 4 p.m. |
| Wastes accepted | Municipal, nonhazardous special |
| Tipping fee | \$8.50 per cubic yard |
| Owner | City of Morris |
| Operator | Community Landfill Co. |

Facility Facts

| | |
|--|-------------------------|
| Identification number | 0630600001 |
| Design capacity, airspace cu.yds. | 1,000,000 |
| Total permitted landfill area, acres | 119 |
| Permitted disposal area, acres | 95 |
| Highest permitted elevation, feet (msl) | 584 |
| Leachate monitoring stations | N/A |
| Groundwater monitoring wells | 9 |
| Methane collection system | Gas-to-energy (planned) |
| Years remaining, estimated by landfill | 11 |
| Date/year to open — date/year to close | 1976 - 2009* |

*Permit application for 1-million-cu.-yd. expansion under review at press time; landfill life could increase to 2011.

Wastes Received: 1995, 1996, 1997

| | <u>TOTAL WASTES ACCEPTED</u> | | | <u>OUT-OF-STATE WASTES ACCEPTED</u> | | |
|-------------|------------------------------|---------|----------|-------------------------------------|------|------------|
| | gate cu. yds. | tons | tons/day | gate cu. yds. | tons | % of total |
| 1995 | 540,135 | 163,677 | 630 | 0 | 0 | 0 |
| 1996 | 297,988 | 90,299 | 347 | 0 | 0 | 0 |
| 1997 | 150,753 | 45,683 | 176 | 0 | 0 | 0 |

Remaining Capacities: Jan. 1, 1997, and Jan. 1, 1998

| | | |
|--|-----------|-----------|
| 1997 certified gate cu. yds. (tons) | 1,775,000 | (538,000) |
| 1998 certified gate cu. yds. (tons) | 1,624,000 | (492,000) |

Audits and Inspections

| | |
|---|---------------------------------------|
| Solid Waste Mgt. Fees paid in 1997 | \$17,971 |
| Last audited by Illinois EPA | 8-5-97 |
| Facility inspected by | Illinois EPA, Maywood Regional Office |

Contacts

Owner

City of Morris
320 Wauponsee St.
Morris, Ill. 60450
815-942-0103

Operator

Community Landfill Co.
13901 S. Ashland Ave.
Riverdale, Ill. 60827
708-388-9910

Congress Development Co. Landfill

| | |
|--------------------|---|
| County | Cook |
| Municipality | Hillside |
| Location | 4100 W. Frontage Road |
| Location | N/A |
| Hours of operation | Mon.-Fri.: 6 a.m. - 4 p.m. |
| Wastes accepted | Municipal, construction & demolition debris |
| Tipping fee | \$40.10 per ton |
| Owner | Congress Development Co. |
| Operator | Sand & Gravel Corp. |

Facility Facts

| | |
|---|------------------------------------|
| Identification number | 0318170002 |
| Design capacity, airspace cu.yds. | N/A |
| Total permitted landfill area, acres | 72 |
| Permitted disposal area, acres | 55 |
| Highest permitted elevation, feet (msl) | 700 |
| Leachate monitoring stations | 25 |
| Groundwater monitoring wells | 9 |
| Methane collection system | Gas-to-energy (under construction) |
| Years remaining, estimated by landfill | 2 |
| Date/year to open — date/year to close | 12-31-80 - 1999 |

Wastes Received: 1995, 1996, 1997

| | TOTAL WASTES ACCEPTED | | | OUT-OF-STATE WASTES ACCEPTED | | |
|------|-----------------------|---------|----------|------------------------------|------|------------|
| | gate cu. yds. | tons | tons/day | gate cu. yds. | tons | % of total |
| 1995 | 1,326,369 | 401,930 | 1,546 | 0 | 0 | 0 |
| 1996 | 1,682,700 | 509,909 | 1,961 | 0 | 0 | 0 |
| 1997 | 341,138 | 103,375 | 398 | 0 | 0 | 0 |

Remaining Capacities: Jan. 1, 1997, and Jan. 1, 1998

| | | |
|-------------------------------------|-----------|-----------|
| 1997 certified gate cu. yds. (tons) | 2,752,000 | (834,000) |
| 1998 certified gate cu. yds. (tons) | 1,728,000 | (524,000) |

Audits and Inspections

| | |
|------------------------------------|---------------------------------------|
| Solid Waste Mgt. Fees paid in 1997 | \$461,861 |
| Last audited by Illinois EPA | 5-12-98 |
| Facility inspected by | Illinois EPA, Maywood Regional Office |

Contacts

Owner

Congress Development Co.
1815 S. Wolf Road
Hillside, Ill. 60162
708-449-1250

Operator

Sand & Gravel Corp.
1815 S. Wolf Road
Hillside, Ill. 60162
708-544-5195

Countryside Landfill

| | |
|---------------------------|--|
| County | Lake |
| Municipality | Grayslake, in unincorporated Lake County |
| Location | 31725 N. Route 83 (1 mile S. of Route 120) |
| Location | 847-223-2722 |
| Hours of operation | Mon.-Fri.: 6 a.m. - 3:30 p.m.; Sat.: 7 a.m. - 11:30 a.m. |
| Wastes accepted | Municipal, nonhazardous special |
| Tipping fee | \$12 per cubic yard |
| Owner | USA Waste Services Inc.* |
| Operator | USA Waste Services Inc. |

Facility Facts

| | |
|--|---|
| Identification number | 0970250003 |
| Design capacity, airspace cu.yds. | 14,400,000 |
| Total permitted landfill area, acres | 201 |
| Permitted disposal area, acres | 153 |
| Highest permitted elevation, feet (msl) | 930 |
| Leachate monitoring stations | 9 |
| Groundwater monitoring wells | 42 |
| Methane collection system | Operational; flares and gas-to-energy (planned) |
| Years remaining, estimated by landfill | 22 |
| Date/year to open — date/year to close | 12-7-76 - 2020 |

Wastes Received: 1995, 1996, 1997

| | <u>TOTAL WASTES ACCEPTED</u> | | | <u>OUT-OF-STATE WASTES ACCEPTED</u> | | |
|-------------|------------------------------|---------|----------|-------------------------------------|------|------------|
| | gate cu. yds. | tons | tons/day | gate cu. yds. | tons | % of total |
| 1995 | 1,215,599 | 368,363 | 1,417 | 0 | 0 | 0 |
| 1996 | 1,328,669 | 402,627 | 1,549 | 0 | 0 | 0 |
| 1997 | 1,189,121 | 360,340 | 1,386 | 0 | 0 | 0 |

Remaining Capacities: Jan. 1, 1997, and Jan. 1, 1998

| | | |
|--|------------|--------------|
| 1997 certified gate cu. yds. (tons) | 36,177,000 | (10,963,000) |
| 1998 certified gate cu. yds. (tons) | 35,331,000 | (10,706,000) |

Audits and Inspections

| | |
|---|-------------------------------|
| Solid Waste Mgt. Fees paid in 1997 | \$442,207 |
| Last audited by Illinois EPA | 9-10-96 |
| Facility inspected by | Lake County Health Department |

Contacts

Owner

USA Waste Services Inc.*
31725 N. Route 83, Box 342
Grayslake, Ill. 60030
847-223-2722

Operator

USA Waste Services Inc.
31725 N. Route 83, Box 342
Grayslake, Ill. 60030
847-223-2722

*USA Waste Services Inc., 1001 Fannin, Suite 4000, Houston, Texas 77002 • 713-512-6200; Northern Regional Office: 310 Leger Road, N. Huntingdon, Penn. 15642 • 422-861-8730.

Environtech Landfill

| | |
|---------------------------|---------------------------------|
| County | Grundy |
| Municipality | Morris |
| Location | 1800 N. Ashley Road |
| Location | 815-942-1800 |
| Hours of operation | Mon.-Fri.: 6 a.m. - 3 p.m. |
| Wastes accepted | Municipal, nonhazardous special |
| Tipping fee | \$25 per ton |
| Owner | Environtech Inc.* |
| Operator | Environtech Inc.* |

*A subsidiary of American Disposal Services of Illinois.

Facility Facts

| | |
|--|---------------|
| Identification number | 0638140002 |
| Design capacity, airspace cu.yds. | N/A |
| Total permitted landfill area, acres | 169 |
| Permitted disposal area, acres | 78 |
| Highest permitted elevation, feet (msl) | 592 |
| Leachate monitoring stations | 1 |
| Groundwater monitoring wells | 11 |
| Methane collection system | None |
| Years remaining, estimated by landfill | 23* |
| Date/year to open — date/year to close | 9-5-87 - 2021 |

*Permit for 13-million-in-place-cu.-yd. expansion approved 11-26-97.

Wastes Received: 1995, 1996, 1997

| | <u>TOTAL WASTES ACCEPTED</u> | | | <u>OUT-OF-STATE WASTES ACCEPTED</u> | | |
|-------------|------------------------------|---------|----------|-------------------------------------|------|------------|
| | gate cu. yds. | tons | tons/day | gate cu. yds. | tons | % of total |
| 1995 | 892,263 | 270,383 | 1,040 | 0 | 0 | 0 |
| 1996 | 506,463 | 153,474 | 590 | 0 | 0 | 0 |
| 1997 | 485,470 | 147,112 | 566 | 0 | 0 | 0 |

Remaining Capacities: Jan. 1, 1997, and Jan. 1, 1998

| | | |
|--|-------------|-------------|
| 1997 certified gate cu. yds. (tons) | 776,000 | (235,000) |
| 1998 certified gate cu. yds. (tons) | 11,213,000* | (3,398,000) |

*Includes expansion approved 11-26-97.

Audits and Inspections

| | |
|---|---------------------------------------|
| Solid Waste Mgt. Fees paid in 1997 | \$142,525 |
| Last audited by Illinois EPA | 8-5-97 |
| Facility inspected by | Illinois EPA, Maywood Regional Office |

Contacts

| Owner | Operator |
|---------------------|---------------------|
| Environtech Inc.* | Environtech Inc.* |
| 1800 N. Ashley Road | 1800 N. Ashley Road |
| Morris, Ill. 60450 | Morris, Ill. 60450 |
| 815-942-1800 | 815-942-1800 |

*A subsidiary of American Disposal Services of Illinois, RR 3, Box 646, Pontiac, Ill. 61764 • 815-844-3911.

Greene Valley Landfill (closed)

| | |
|--------------------|---|
| County | DuPage |
| Municipality | Naperville |
| Location | 9 S. 610 Greene Road |
| Location | 630-232-7664 |
| Hours of operation | N/A |
| Wastes accepted | Municipal, nonhazardous special |
| Tipping fee | N/A |
| Owner | Forest Preserve District of DuPage County |
| Operator | Waste Management of Illinois Inc. |

Facility Facts

| | |
|---|----------------|
| Identification number | 0438030001 |
| Design capacity, airspace cu.yds. | N/A |
| Total permitted landfill area, acres | 258 |
| Permitted disposal area, acres | 198 |
| Highest permitted elevation, feet (msl) | 894 |
| Leachate monitoring stations | 6 |
| Groundwater monitoring wells | 25 |
| Methane collection system | Gas-to-energy |
| Years remaining, estimated by landfill | N/A |
| Date/year to open — date/year to close | 1974 - 8-31-96 |

Wastes Received: 1995, 1996, 1997

| | TOTAL WASTES ACCEPTED | | | OUT-OF-STATE WASTES ACCEPTED | | |
|------|-----------------------|-----------|----------|------------------------------|------|------------|
| | gate cu. yds. | tons | tons/day | gate cu. yds. | tons | % of total |
| 1995 | 7,455,868 | 2,259,354 | 8,690 | 0 | 0 | 0 |
| 1996 | 6,586,306 | 1,995,850 | 7,676 | 0 | 0 | 0 |
| 1997 | 0 | 0 | 0 | 0 | 0 | 0 |

Remaining Capacities: Jan. 1, 1997, and Jan. 1, 1998

| | | |
|-------------------------------------|---|-----|
| 1997 certified gate cu. yds. (tons) | 0 | (0) |
| 1998 certified gate cu. yds. (tons) | 0 | (0) |

Audits and Inspections

| | |
|------------------------------------|--------------------------------------|
| Solid Waste Mgt. Fees paid in 1997 | 0 |
| Last audited by Illinois EPA | N/A |
| Facility inspected by | DuPage County Solid Waste Department |

Contacts

Owner

Forest Preserve District of DuPage County
185 Spring Road
Glen Ellyn, Ill. 60138
630-942-6063

Operator

Waste Management of Illinois Inc.
9 S. 610 Greene Road
Naperville, Ill. 60540
630-232-7664

Kankakee Recycling and Disposal Facility

| | |
|---------------------------|---|
| County | Kankakee |
| Municipality | Chebanse, in unincorporated Kankakee County |
| Location | 180 E. 6000 South Road |
| Location | 815-937-5539 |
| Hours of operation | Mon.-Fri.: 6:30 a.m. - 3:30 p.m. |
| Wastes accepted | Municipal, nonhazardous special |
| Tipping fee | \$10 per cubic yard (loose) |
| Owner | Waste Management of Illinois Inc. |
| Operator | Waste Management of Illinois Inc. |

Facility Facts

| | |
|--|-----------------|
| Identification number | 0910550006 |
| Design capacity, airspace cu.yds. | N/A |
| Total permitted landfill area, acres | 83 |
| Permitted disposal area, acres | 55 |
| Highest permitted elevation, feet (msl) | 709 |
| Leachate monitoring stations | 13 |
| Groundwater monitoring wells | 20 |
| Methane collection system | Gas-to-energy |
| Years remaining, estimated by landfill | 10 |
| Date/year to open — date/year to close | 12-31-74 - 2007 |

Wastes Received: 1995, 1996, 1997

| | <u>TOTAL WASTES ACCEPTED</u> | | | <u>OUT-OF-STATE WASTES ACCEPTED</u> | | |
|-------------|------------------------------|---------|----------|-------------------------------------|------|------------|
| | gate cu. yds. | tons | tons/day | gate cu. yds. | tons | % of total |
| 1995 | 357,006 | 108,184 | 416 | 0 | 0 | 0 |
| 1996 | 397,162 | 120,352 | 463 | 0 | 0 | 0 |
| 1997 | 390,512 | 118,337 | 455 | 0 | 0 | 0 |

Remaining Capacities: Jan. 1, 1997, and Jan. 1, 1998

| | | |
|--|-----------|-------------|
| 1997 certified gate cu. yds. (tons) | 3,454,000 | (1,047,000) |
| 1998 certified gate cu. yds. (tons) | 3,909,000 | (1,185,000) |

Audits and Inspections

| | |
|---|-----------------------------------|
| Solid Waste Mgt. Fees paid in 1997 | \$99,956 |
| Last audited by Illinois EPA | 8-27-96 |
| Facility inspected by | Kankakee County Health Department |

Contacts

Owner

Waste Management of Illinois Inc.
2 Westbrook Corporate Center, Suite 1000
Westchester, Ill. 60154
708-409-0700

Operator

Waste Management of Illinois Inc.
180 E. 6000 South Road
Chebanse, Ill. 60922
815-937-5539

Lake County Grading Co. Landfill (closed)

| | |
|--------------------|---|
| County | Lake |
| Municipality | Libertyville |
| Location | Southeast corner, intersection of Routes 21 and 120 |
| Location | 847-362-2590 |
| Hours of operation | N/A |
| Wastes accepted | Construction & demolition debris |
| Tipping fee | N/A |
| Owner | Lake County Grading Co.* |
| Operator | Lake County Grading Co. |

*Trust #173, Bank of Waukegan.

Facility Facts

| | |
|---|-------------------|
| Identification number | 0970900001 |
| Design capacity, airspace cu.yds. | 57 |
| Total permitted landfill area, acres | 4-24-72 |
| Permitted disposal area, acres | N/A |
| Highest permitted elevation, feet (msl) | N/A |
| Leachate monitoring stations | N/A |
| Groundwater monitoring wells | 0 |
| Methane collection system | 5 |
| Years remaining, estimated by landfill | None |
| Date/year to open — date/year to close | 4-24-72 - 8-22-95 |

Wastes Received: 1995, 1996, 1997

| | TOTAL WASTES ACCEPTED | | | OUT-OF-STATE WASTES ACCEPTED | | |
|------|-----------------------|--------|----------|------------------------------|------|------------|
| | gate cu. yds. | tons | tons/day | gate cu. yds. | tons | % of total |
| 1995 | 84,597 | 25,635 | 99 | 0 | 0 | 0 |
| 1996 | 50,177 | 15,205 | 59 | 0 | 0 | 0 |
| 1997 | 0 | 0 | 0 | 0 | 0 | 0 |

Remaining Capacities: Jan. 1, 1997, and Jan. 1, 1998

| | | |
|-------------------------------------|--------|---------|
| 1997 certified gate cu. yds. (tons) | 16,000 | (5,000) |
| 1998 certified gate cu. yds. (tons) | 0 | (0) |

Audits and Inspections

| | |
|------------------------------------|-------------------------------|
| Solid Waste Mgt. Fees paid in 1997 | N/A |
| Last audited by Illinois EPA | N/A |
| Facility inspected by | Lake County Health Department |

Contacts

Owner

Lake County Grading Co.*
 Routes 21 and 120, Box 1
 Libertyville, Ill. 60048
 847-362-2590

Operator

Lake County Grading Co.
 Routes 21 and 120, Box 1
 Libertyville, Ill. 60048
 847-362-2590

*Trust #173, Bank of Waukegan, 1601 N. Lewis Ave., Waukegan, Ill. 60085 • 708-362-2590.

Land & Lakes #3/Harbor View Landfill

| | |
|--------------------|--|
| County | Cook |
| Municipality | Chicago |
| Location | 2000 E. 122nd St. |
| Location | 773-646-1138 |
| Hours of operation | Mon.-Fri.: 7 a.m. - 3:30 p.m.; Sat.: 5:30 a.m. - 1:30 p.m. |
| Wastes accepted | Municipal, nonhazardous special |
| Tipping fee | \$11.50 per cubic yard |
| Owner | Stony Island Reclamation Co.* |
| Operator | Land & Lakes Co. |

*An affiliate of Land and Lakes Co.

Facility Facts

| | |
|---|-----------------|
| Identification number | 0316000034 |
| Design capacity, airspace cu.yds. | N/A |
| Total permitted landfill area, acres | 79 |
| Permitted disposal area, acres | 69 |
| Highest permitted elevation, feet (msl) | 667.5 |
| Leachate monitoring stations | N/A |
| Groundwater monitoring wells | 18 |
| Methane collection system | Gas-to-energy |
| Years remaining, estimated by landfill | 6 |
| Date/year to open — date/year to close | 12-31-78 - 2004 |

Wastes Received: 1995, 1996, 1997

| | TOTAL WASTES ACCEPTED | | | OUT-OF-STATE WASTES ACCEPTED | | |
|------|-----------------------|---------|----------|------------------------------|--------|------------|
| | gate cu. yds. | tons | tons/day | gate cu. yds. | tons | % of total |
| 1995 | 707,872 | 214,507 | 825 | 53,660 | 16,261 | 8 |
| 1996 | 724,274 | 219,477 | 844 | 55,906 | 16,941 | 8 |
| 1997 | 707,047 | 214,257 | 824 | 50,540* | 15,315 | 7 |

*State of origin: Indiana

Remaining Capacities: Jan. 1, 1997, and Jan. 1, 1998

| | | |
|-------------------------------------|-----------|-------------|
| 1997 certified gate cu. yds. (tons) | 4,979,000 | (1,509,000) |
| 1998 certified gate cu. yds. (tons) | 4,326,000 | (1,311,000) |

Audits and Inspections

| | |
|------------------------------------|-----------------------------------|
| Solid Waste Mgt. Fees paid in 1997 | \$169,347 |
| Last audited by Illinois EPA | 7-22-97 |
| Facility inspected by | Chicago Department of Environment |

Contacts

Owner

Stony Island Reclamation Co.*
123 N. Northwest Highway, Box 778
Park Ridge, Ill. 60068
847-825-5000

Operator

Land & Lakes Co.
123 N. Northwest Highway, Box 778
Park Ridge, Ill. 60068
847-825-5000

*An affiliate of Land and Lakes Co.

Laraway Recycling and Disposal Facility

| | |
|--------------------|-----------------------------------|
| County | Will |
| Municipality | Elwood |
| Location | 21101 W. Laraway Road |
| Location | 815-727-6148 |
| Hours of operation | Mon.-Fri.: 6:30 a.m. - 2:30 p.m. |
| Wastes accepted | Nonhazardous special, chemical |
| Tipping fee | \$23.50 per cubic yard |
| Owner | Waste Management of Illinois Inc. |
| Operator | Waste Management of Illinois Inc. |

Facility Facts

| | |
|---|-------------|
| Identification number | 1970450002 |
| Design capacity, airspace cu.yds. | N/A |
| Total permitted landfill area, acres | N/A |
| Permitted disposal area, acres | N/A |
| Highest permitted elevation, feet (msl) | N/A |
| Leachate monitoring stations | N/A |
| Groundwater monitoring wells | N/A |
| Methane collection system | None |
| Years remaining, estimated by landfill | 7 |
| Date/year to open — date/year to close | 1972 - 2004 |

Wastes Received: 1995, 1996, 1997

| | TOTAL WASTES ACCEPTED | | | OUT-OF-STATE WASTES ACCEPTED | | |
|------|-----------------------|--------|----------|------------------------------|--------|------------|
| | gate cu. yds. | tons | tons/day | gate cu. yds. | tons | % of total |
| 1995 | 121,408 | 36,790 | 142 | 51,159 | 15,303 | 42 |
| 1996 | 133,861 | 40,564 | 156 | 67,317 | 20,399 | 50 |
| 1997 | 137,700 | 41,727 | 583 | 28,264* | 8,565 | 21 |

*State of origin: Indiana, Minnesota

Remaining Capacities: Jan. 1, 1997, and Jan. 1, 1998

| | | |
|-------------------------------------|---------|-----------|
| 1997 certified gate cu. yds. (tons) | 962,000 | (292,000) |
| 1998 certified gate cu. yds. (tons) | 951,000 | (288,000) |

Audits and Inspections

| | |
|------------------------------------|-------------------------------------|
| Solid Waste Mgt. Fees paid in 1997 | \$23,486 |
| Last audited by Illinois EPA | 5-7-96 |
| Facility inspected by | Will County Waste Services Division |

Contacts

Owner

Waste Management of Illinois Inc.
 2 Westbrook Corporate Center, Suite 1000
 Westchester, Ill. 60154
 708-409-0700

Operator

Waste Management of Illinois Inc.
 2 Westbrook Corporate Center, Suite 1000
 Westchester, Ill. 60154
 708-409-0700

Mallard Lake Landfill

| | |
|---------------------------|---|
| County | DuPage |
| Municipality | Hanover Park |
| Location | 26 W. 580 Schick Road |
| Location | 630-894-9000 |
| Hours of operation | Mon.-Fri.: 6 a.m. - 4 p.m.; Sat.: 6 a.m. - noon |
| Wastes accepted | Municipal, nonhazardous special |
| Tipping fee | \$32 per ton (with variations) |
| Owner | Forest Preserve District of DuPage County |
| Operator | BFI Waste Systems of North America Inc.* |

*A subsidiary of Browning-Ferris Industries Inc.

Facility Facts

| | |
|--|-----------------|
| Identification number | 0438010004 |
| Design capacity, airspace cu.yds. | N/A |
| Total permitted landfill area, acres | 268 |
| Permitted disposal area, acres | 230 |
| Highest permitted elevation, feet (msl) | 985 |
| Leachate monitoring stations | 18 |
| Groundwater monitoring wells | 40 |
| Methane collection system | Gas-to-energy |
| Years remaining, estimated by landfill | <1 |
| Date/year to open — date/year to close | 12-31-75 - 1999 |

Wastes Received: 1995, 1996, 1997

| | <u>TOTAL WASTES ACCEPTED</u> | | | <u>OUT-OF-STATE WASTES ACCEPTED</u> | | |
|-------------|------------------------------|-----------|----------|-------------------------------------|------|------------|
| | gate cu. yds. | tons | tons/day | gate cu. yds. | tons | % of total |
| 1995 | 6,387,534 | 1,935,616 | 7,445 | 0 | 0 | 0 |
| 1996 | 4,520,040 | 1,369,709 | 5,268 | 0 | 0 | 0 |
| 1997 | 3,174,600 | 962,000 | 3,700 | 0 | 0 | 0 |

Remaining Capacities: Jan. 1, 1997, and Jan. 1, 1998

| | | |
|--|-----------|-------------|
| 1997 certified gate cu. yds. (tons) | 6,075,000 | (1,841,000) |
| 1998 certified gate cu. yds. (tons) | 2,657,000 | (805,000) |

Audits and Inspections

| | |
|---|--------------------------------------|
| Solid Waste Mgt. Fees paid in 1997 | \$725,291 |
| Last audited by Illinois EPA | 3-17-98 |
| Facility inspected by | DuPage County Solid Waste Department |

Contacts

| Owner | Operator |
|--|---|
| Forest Preserve District of DuPage County 185 Spring Road Glen Ellyn, Ill. 60138 630-942-6063 | BFI Waste Systems of North America Inc.* 26 W. 580 Schick Road Hanover Park, Ill. 60103 630-894-9000 |

*A subsidiary of Brown-Ferris Industries Inc., 757 N. Eldridge, Houston, Texas 77079 • 281-870-8100

River Bend Prairie Landfill

| | |
|--------------------|---------------------------------|
| County | Cook |
| Municipality | Dolton |
| Location | 801 E. 138th St. |
| Location | 312-264-8508 |
| Hours of operation | Mon.-Sat.: 5:30 a.m. - 7 p.m. |
| Wastes accepted | Municipal, nonhazardous special |
| Tipping fee | \$11.50 per cubic yard |
| Owner | Land & Lakes Co. |
| Operator | Land & Lakes Co. |

Facility Facts

| | |
|---|-----------------|
| Identification number | 0310690003 |
| Design capacity, airspace cu.yds. | 10,800,000 |
| Total permitted landfill area, acres | 68 |
| Permitted disposal area, acres | 55 |
| Highest permitted elevation, feet (msl) | 690 |
| Leachate monitoring stations | 12 |
| Groundwater monitoring wells | 29 |
| Methane collection system | Gas-to-energy |
| Years remaining, estimated by landfill | 20 |
| Date/year to open — date/year to close | 12-31-77 - 2018 |

Wastes Received: 1995, 1996, 1997

| | TOTAL WASTES ACCEPTED | | | OUT-OF-STATE WASTES ACCEPTED | | |
|------|-----------------------|---------|----------|------------------------------|-------|------------|
| | gate cu. yds. | tons | tons/day | gate cu. yds. | tons | % of total |
| 1995 | 372,450 | 112,864 | 434 | 40 | 12 | <1 |
| 1996 | 279,114 | 84,580 | 325 | 258 | 78 | <1 |
| 1997 | 292,224 | 88,553 | 340 | 5,100* | 1,545 | <1 |

*State of origin: Indiana

Remaining Capacities: Jan. 1, 1997, and Jan. 1, 1998

| | | |
|-------------------------------------|----------|----------|
| 1997 certified gate cu. yds. (tons) | 317,000 | (96,000) |
| 1998 certified gate cu. yds. (tons) | 210,000* | (64,000) |

*Does not include an 11 million in-place cubic yard expansion permitted in late 1998.

Audits and Inspections

| | |
|------------------------------------|---------------------------------------|
| Solid Waste Mgt. Fees paid in 1997 | \$88,507 |
| Last audited by Illinois EPA | 5-19-98 |
| Facility inspected by | Illinois EPA, Maywood Regional Office |

Contacts

Owner

Land & Lakes Co.
123 N. Northwest Highway, Box 778
Park Ridge, Ill. 60068
847-825-5000

Operator

Land & Lakes Co.
123 N. Northwest Highway, Box 778
Park Ridge, Ill. 60068
847-825-5000

Settler's Hill Recycling and Disposal Facility

| | |
|--------------------|-----------------------------------|
| County | Kane |
| Municipality | Batavia |
| Location | 1031 E. Fabyan Parkway |
| Location | 630-232-7664 |
| Hours of operation | Mon.-Sat.: 6 a.m. - 6 p.m. |
| Wastes accepted | Municipal, nonhazardous special |
| Tipping fee | \$33 per ton |
| Owner | Kane County |
| Operator | Waste Management of Illinois Inc. |

Facility Facts

| | |
|---|---------------|
| Identification number | 0890100009 |
| Design capacity, airspace cu.yds. | 10,600,000 |
| Total permitted landfill area, acres | 291 |
| Permitted disposal area, acres | 197 |
| Highest permitted elevation, feet (msl) | 903 |
| Leachate monitoring stations | 9 |
| Groundwater monitoring wells | 25 |
| Methane collection system | Gas-to-energy |
| Years remaining, estimated by landfill | 12 |
| Date/year to open — date/year to close | 1982 - 2010 |

Wastes Received: 1995, 1996, 1997

| | TOTAL WASTES ACCEPTED | | | OUT-OF-STATE WASTES ACCEPTED | | |
|------|-----------------------|-----------|----------|------------------------------|------|------------|
| | gate cu. yds. | tons | tons/day | gate cu. yds. | tons | % of total |
| 1995 | 1,224,378 | 371,024 | 1,427 | 436 | 132 | <1 |
| 1996 | 2,473,276 | 749,478 | 2,883 | 16 | 5 | <1 |
| 1997 | 3,387,618 | 1,026,551 | 3,948 | 0 | 0 | 0 |

Remaining Capacities: Jan. 1, 1997, and Jan. 1, 1998

| | | |
|-------------------------------------|------------|-------------|
| 1997 certified gate cu. yds. (tons) | 13,162,000 | (3,988,000) |
| 1998 certified gate cu. yds. (tons) | 12,291,000 | (3,725,000) |

Audits and Inspections

| | |
|------------------------------------|---------------------------------------|
| Solid Waste Mgt. Fees paid in 1997 | \$791,744 |
| Last audited by Illinois EPA | 5-29-96 |
| Facility inspected by | Illinois EPA, Maywood Regional Office |

Contacts

Owner

Kane County
719 S. Batavia Ave.
Geneva, Ill. 60134
630-208-5118

Operator

Waste Management of Illinois Inc.
1031 E. Fabyan Parkway
Batavia, Ill. 60510
630-232-7664

Wheatland Prairie Recycling and Disposal Facility

| | |
|--------------------|-----------------------------------|
| County | Will |
| Municipality | Plainfield |
| Location | 25244 W. 111th St. |
| Location | 630-232-7664 |
| Hours of operation | Mon.-Fri.: 6:30 a.m. - 3:30 p.m. |
| Wastes accepted | Municipal, nonhazardous special |
| Tipping fee | \$35 per ton |
| Owner | Waste Management of Illinois Inc. |
| Operator | Waste Management of Illinois Inc. |

Facility Facts

| | |
|---|-----------------|
| Identification number | 1978200004 |
| Design capacity, airspace cu.yds. | 1,860,000 |
| Total permitted landfill area, acres | 158 |
| Permitted disposal area, acres | 70 |
| Highest permitted elevation, feet (msl) | 720 |
| Leachate monitoring stations | 4 |
| Groundwater monitoring wells | 32 |
| Methane collection system | None |
| Years remaining, estimated by landfill | 3 |
| Date/year to open — date/year to close | 12-31-87 - 2001 |

Wastes Received: 1995, 1996, 1997

| | TOTAL WASTES ACCEPTED | | | OUT-OF-STATE WASTES ACCEPTED | | |
|------|-----------------------|---------|----------|------------------------------|------|------------|
| | gate cu. yds. | tons | tons/day | gate cu. yds. | tons | % of total |
| 1995 | 0 | 0 | 0 | 0 | 0 | 0 |
| 1996 | 326,898 | 99,060 | 381 | 0 | 0 | 0 |
| 1997 | 755,232 | 228,858 | 880 | 0 | 0 | 0 |

Remaining Capacities: Jan. 1, 1997, and Jan. 1, 1998

| | | |
|-------------------------------------|-----------|-----------|
| 1997 certified gate cu. yds. (tons) | 2,469,000 | (748,000) |
| 1998 certified gate cu. yds. (tons) | 2,570,000 | (779,000) |

Audits and Inspections

| | |
|------------------------------------|-------------------------------------|
| Solid Waste Mgt. Fees paid in 1997 | \$211,320 |
| Last audited by Illinois EPA | 3-12-98 |
| Facility inspected by | Will County Waste Services Division |

Contacts

Owner

Waste Management of Illinois Inc.
 2 Westbrook Corporate Center, Suite 1000
 Westchester, Ill. 60154
 708-409-0700

Operator

Waste Management of Illinois Inc.
 2 Westbrook Corporate Center, Suite 1000
 Westchester, Ill. 60154
 708-409-0700

Winthrop Harbor/BFI #1 - Phase B (closed)

| | |
|--------------------|--|
| County | Lake |
| Municipality | Zion |
| Location | 701 Green Bay Road |
| Location | 847-746-5777 |
| Hours of operation | N/A |
| Wastes accepted | Municipal, nonhazardous special |
| Tipping fee | N/A |
| Owner | BFI Waste Systems of North America Inc.* |
| Operator | BFI Waste Systems of North America Inc. |

*Facility is replaced by Zion Landfill, now open.

Facility Facts

| | |
|---|-------------------------|
| Identification number | 0978020001 |
| Design capacity, airspace cu.yds. | N/A |
| Total permitted landfill area, acres | 178 |
| Permitted disposal area, acres | 10 |
| Highest permitted elevation, feet (msl) | 810 |
| Leachate monitoring stations | 2 |
| Groundwater monitoring wells | 50 |
| Methane collection system | Gas-to-energy (planned) |
| Years remaining, estimated by landfill | N/A |
| Date/year to open — date/year to close | 12-31-75 - 7-18-97 |

Wastes Received: 1995, 1996, 1997

| | TOTAL WASTES ACCEPTED | | | OUT-OF-STATE WASTES ACCEPTED | | |
|------|-----------------------|---------|----------|------------------------------|--------|------------|
| | gate cu. yds. | tons | tons/day | gate cu. yds. | tons | % of total |
| 1995 | 616,830 | 186,918 | 719 | 71,463 | 21,655 | 12 |
| 1996 | 231,379 | 70,115 | 270 | 28,159 | 8,533 | 12 |
| 1997 | 23,163 | 4,785 | 18 | 0 | 0 | 0 |

Remaining Capacities: Jan. 1, 1997, and Jan. 1, 1998

| | | |
|-------------------------------------|---------|----------|
| 1997 certified gate cu. yds. (tons) | 48,400* | (14,667) |
| 1998 certified gate cu. yds. (tons) | 0 | (0) |

*Incorrectly reported in 10th Annual Report as zero.

Audits and Inspections

| | |
|------------------------------------|-------------------------------|
| Solid Waste Mgt. Fees paid in 1997 | \$3,450 |
| Last audited by Illinois EPA | 7-23-96 |
| Facility inspected by | Lake County Health Department |

Contacts

Owner

BFI Waste Systems of North America Inc.*
701 Green Bay Road
Zion, Ill. 60099
847-746-5777

Operator

BFI Waste Systems of North America Inc.
701 Green Bay Road
Zion, Ill. 60099
847-746-5777

**A subsidiary of Browning-Ferris Industries Inc., 757 N. Eldridge, Houston, Texas 77079 • 281-870-8100

Woodland Recycling and Disposal Facility

| | |
|--------------------|---|
| County | Kane |
| Municipality | South Elgin |
| Location | 7 N. 500 Route 25 |
| Location | 630-232-7664 |
| Hours of operation | Mon.-Fri.: 6 a.m. - 4 p.m.; Sat.: 6 a.m. - noon |
| Wastes accepted | Municipal, nonhazardous special |
| Tipping fee | \$34 per ton |
| Owner | Waste Management of Illinois Inc.* |
| Operator | Waste Management of Illinois Inc. |

*Trust #8-1735, Oak Brook Bank.

Facility Facts

| | |
|---|-----------------|
| Identification number | 0894830005 |
| Design capacity, airspace cu.yds. | N/A |
| Total permitted landfill area, acres | 213 |
| Permitted disposal area, acres | 103 |
| Highest permitted elevation, feet (msl) | 852 |
| Leachate monitoring stations | 4 |
| Groundwater monitoring wells | 38 |
| Methane collection system | Gas-to-energy |
| Years remaining, estimated by landfill | 2 |
| Date/year to open — date/year to close | 12-31-76 - 2000 |

Wastes Received: 1995, 1996, 1997

| | TOTAL WASTES ACCEPTED | | | OUT-OF-STATE WASTES ACCEPTED | | |
|------|-----------------------|---------|----------|------------------------------|--------|------------|
| | gate cu. yds. | tons | tons/day | gate cu. yds. | tons | % of total |
| 1995 | 1,542,723 | 467,492 | 1,798 | 4,353 | 1,319 | <1 |
| 1996 | 1,447,866 | 438,747 | 1,687 | 6,405 | 1,941 | <1 |
| 1997 | 1,240,288 | 375,845 | 1,446 | 46,795* | 14,180 | 4 |

*State of Origin: Indiana, Minnesota, Wisconsin

Remaining Capacities: Jan. 1, 1997, and Jan. 1, 1998

| | | |
|-------------------------------------|-----------|-------------|
| 1997 certified gate cu. yds. (tons) | 4,741,000 | (1,437,000) |
| 1998 certified gate cu. yds. (tons) | 2,997,000 | (908,000) |

Audits and Inspections

| | |
|------------------------------------|---------------------------------------|
| Solid Waste Mgt. Fees paid in 1997 | \$307,295 |
| Last audited by Illinois EPA | 11-18-97 |
| Facility inspected by | Illinois EPA, Maywood Regional Office |

Contacts

Owner

Waste Management of Illinois Inc.*
7 N. 500 Route 25
South Elgin, Ill. 60177
630-232-7664

Operator

Waste Management of Illinois Inc.
7 N. 500 Route 25
South Elgin, Ill. 60177
630-232-7664

*Trust #8-1735, Oak Brook Bank, 1400 W. 16th St., Oak Brook, Ill. 60521 • 630-571-1050.

Zion Landfill (new)

| | |
|--------------------|--|
| County | Lake |
| Municipality | Zion |
| Location | 701 Green Bay Road |
| Location | 847-746-5777 |
| Hours of operation | Mon.-Fri.: 6:00 a.m. - 4:00 p.m.; Sat.: 6 a.m. - 1 p.m.* |
| Wastes accepted | Municipal, nonhazardous special |
| Tipping fee | N/A |
| Owner | BFI Waste Systems of North America Inc.* |
| Operator | BFI Waste Systems of North America Inc. |

*When open on 5-26-98, facility replaced Winthrop Harbor/BFI #1-Phase B.

Facility Facts

| | |
|---|-------------------------|
| Identification number | 0978020002 |
| Design capacity, airspace cu.yds. | 11,000,000 |
| Total permitted landfill area, acres | 150 |
| Permitted disposal area, acres | 110* |
| Highest permitted elevation, feet (msl) | 830 |
| Leachate monitoring stations | 6 |
| Groundwater monitoring wells | 52 |
| Methane collection system | Gas-to-energy (planned) |
| Years remaining, estimated by landfill | 20 |
| Date/year to open — date/year to close | 5-26-98 - 2018 |

*Includes 35 acres of Winthrop Harbor/BFI #1, with eight new cells (75 acres lateral expansion).

Wastes Received: 1995, 1996, 1997

| | TOTAL WASTES ACCEPTED | | | OUT-OF-STATE WASTES ACCEPTED | | |
|------|-----------------------|------|----------|------------------------------|------|------------|
| | gate cu. yds. | tons | tons/day | gate cu. yds. | tons | % of total |
| 1995 | N/A | N/A | N/A | N/A | N/A | N/A |
| 1996 | N/A | N/A | N/A | N/A | N/A | N/A |
| 1997 | N/A | N/A | N/A | N/A | N/A | N/A |

Remaining Capacities: Jan. 1, 1997, and Jan. 1, 1998

| | | |
|-------------------------------------|------------|-------------|
| 1997 certified gate cu. yds. (tons) | N/A | (N/A) |
| 1998 certified gate cu. yds. (tons) | 24,134,000 | (7,313,000) |

Audits and Inspections

| | |
|------------------------------------|-------------------------------|
| Solid Waste Mgt. Fees paid in 1997 | N/A |
| Last audited by Illinois EPA | N/A |
| Facility inspected by | Lake County Health Department |

Contacts

Owner

BFI Waste Systems of North America Inc.*
701 Green Bay Road
Zion, Ill. 60099
847-746-5777

Operator

BFI Waste Systems of North America Inc.
701 Green Bay Road
Zion, Ill. 60099
847-746-5777

*A subsidiary of Browning-Ferris Industries Inc., 757 N. Eldridge, Houston, Texas 77079, 281-870-8100

American Wood Recycling Transfer Station

| | |
|---------------------------|---|
| County | Cook |
| Municipality | Hoffman Estates |
| Location | 1601 Beverly Road & Prairie Stone |
| Location | N/A |
| Hours of operation | Mon. - Fri.: 7 a.m. - 4 p.m.; Sat.: 7 a.m. - 3 p.m. |
| Wastes accepted | Landscape waste |
| Tipping fee | \$32/ton |
| Owner | American Wood Recycling Inc. |
| Operator | American Wood Recycling Inc. |

Facility Facts

| | |
|------------------------------|------------|
| Identification number | 0314490002 |
| Opened, year | 1996* |
| Facility acreage | 5.01 |

*Permitted to operate 3-13-96

Wastes Received: 1996, 1997

| | <u>Tons per year</u> | <u>Tons per day (average)</u> |
|-------------|----------------------|-------------------------------|
| 1996 | 24,000 | 92 |
| 1997 | 23,000 | 92 |

Inspections

| | |
|------------------------------|---------------------------------------|
| Facility inspected by | Illinois EPA, Maywood Regional Office |
|------------------------------|---------------------------------------|

Contacts

Owner

American Wood Recycling Inc.
1100 Brandt Drive
Elgin 60210
847-426-6354

Operator

American Wood Recycling Inc.
16077 Depot Place
Prairie View 60069
847-426-6354

Apollo Disposal Service Transfer Station (new)

| | |
|---------------------------|---------------------------------|
| County | Kankakee |
| Municipality | Momence |
| Location | 120 E. Industrial Drive |
| Location | 815-472-3332 |
| Hours of operation | Mon. - Fri.: 7 a.m. - 4:30 p.m. |
| Wastes accepted | Municipal |
| Tipping fee | \$8/cu yd |
| Owner | Apollo Disposal Service Inc.* |
| Operator | Apollo Disposal Service Inc. |

*A subsidiary of Allied Waste Industries Inc.

Facility Facts

| | |
|------------------------------|------------|
| Identification number | 0910650003 |
| Opened, year | 1997* |
| Facility acreage | < 1 |

*Opened July 1997

Wastes Received: 1996, 1997

| | <u>Tons per year</u> | <u>Tons per day (average)</u> |
|-------------|----------------------|-------------------------------|
| 1996 | N/A | N/A |
| 1997 | 18,200 | 70 |

Inspections

| | |
|------------------------------|-----------------------------------|
| Facility inspected by | Kankakee County Health Department |
|------------------------------|-----------------------------------|

Contacts

| Owner | Operator |
|--|---|
| Apollo Disposal Service Inc.* 701 Pine St. Momence 60954 815-472-3332 | Apollo Disposal Service Inc. 701 Pine St. Momence 60954 815-472-3332 |

A subsidiary of Allied Waste Industries Inc., Reg. Office: 3837 W. 127th St., Alsip, Ill. 60803 708-824-3060

Arc Disposal Co. Transfer Station

| | |
|---------------------------|---|
| County | Cook |
| Municipality | Mt. Prospect (unincorporated) |
| Location | 2101 S. Busse Road |
| Location | 847-981-0091 |
| Hours of operation | Mon. - Fri.: 6 a.m. - 6 p.m.; Sat.: 8 a.m. - noon |
| Wastes accepted | Municipal, industrial, commercial |
| Tipping fee | N/A |
| Owner | Arc Disposal Co. Inc. |
| Operator | Arc Disposal Co. Inc. |

Facility Facts

| | |
|------------------------------|------------|
| Identification number | 0318040001 |
| Opened, year | 1984 |
| Facility acreage | 3.28 |

Wastes Received: 1996, 1997

| | <u>Tons per year</u> | <u>Tons per day (average)</u> |
|-------------|----------------------|-------------------------------|
| 1996 | 123,975 | 477 |
| 1997 | 123,975 | 477 |

Inspections

| | |
|------------------------------|---------------------------------------|
| Facility inspected by | Illinois EPA, Maywood Regional Office |
|------------------------------|---------------------------------------|

Contacts

| Owner | Operator |
|---|---|
| Arc Disposal Co. Inc. 2101 S. Busse Road Mt. Prospect 60056 847-981-0091 | Arc Disposal Co. Inc. 2101 S. Busse Road Mt. Prospect 60056 847-981-0091 |

Banner-Western Transfer & Recycling Center

| | |
|---------------------------|---|
| County | Will |
| Municipality | Rockdale |
| Location | 2100 Moen Ave. |
| Location | 815-725-4200 |
| Hours of operation | Mon. - Fri.: 6 a.m. - 5 p.m.; Sat.: 6 a.m. - 1 p.m. |
| Wastes accepted | Municipal, landscape waste (limited), recyclables |
| Tipping fee | N/A |
| Owner | Waste Management of Illinois Inc. |
| Operator | Waste Management of Illinois Inc. |

Facility Facts

| | |
|------------------------------|------------|
| Identification number | 1970850012 |
| Opened, year | 1993 |
| Facility acreage | 4.62 |

Wastes Received: 1996, 1997

| | <u>Tons per year</u> | <u>Tons per day (average)</u> |
|-------------|----------------------|-------------------------------|
| 1996 | 52,200 | 201 |
| 1997 | 52,200 | 201 |

Inspections

| | |
|------------------------------|-------------------------------------|
| Facility inspected by | Will County Waste Services Division |
|------------------------------|-------------------------------------|

Contacts

Owner

Waste Management of Illinois Inc.
2 Westbrook Corporate Center, Suite 1000
Westchester 60154
708-409-0700

Operator

Waste Management of Illinois Inc.
2100 Moen Ave.
Rockdale 60434
815-725-4200

Best Lawns Transfer Station

| | |
|---------------------------|---------------------------------|
| County | Cook |
| Municipality | Streamwood |
| Location | 1435 Yorkshire Drive |
| Location | 630-213-7900 |
| Hours of operation | Mon. - Fri.: 6:30 a.m. - 5 p.m. |
| Wastes accepted | Landscape waste |
| Tipping fee | \$11-\$15/cu. yd. |
| Owner | Best Lawns Inc.* |
| Operator | Best Lawns Inc. |

* Trust #8822, West Suburban Bank

Facility Facts

| | |
|------------------------------|------------|
| Identification number | 0313065042 |
| Opened, year | 1995* |
| Facility acreage | 2.98 |

*Permitted to operate 8-21-95.

Wastes Received: 1996, 1997

| | <u>Tons per year</u> | <u>Tons per day (average)</u> |
|-------------|----------------------|-------------------------------|
| 1996 | 15,488 | 60 |
| 1997 | 2,030 | N/A |

Inspections

| | |
|------------------------------|---------------------------------------|
| Facility inspected by | Illinois EPA, Maywood Regional Office |
|------------------------------|---------------------------------------|

Contacts

| Owner | Operator |
|--|---|
| Best Lawns Inc.* 1435 Yorkshire Drive Streamwood 60137 630-213-7900 | Best Lawns Inc. 1435 Yorkshire Drive Streamwood 60107 630-213-7900 |

* Trust #8822, West Suburban Bank, 711 S. Westmore Ave., Lombard 60148 * 630-916-1195

BFI - Evanston Transfer Station*

| | |
|---------------------------|--|
| County | Cook |
| Municipality | Evanston |
| Location | 1710 Lyons |
| Location | 847-328-5100 |
| Hours of operation | Mon. - Sat.: 6 a.m. - 6 p.m. |
| Wastes accepted | Municipal |
| Tipping fee | \$50/ton |
| Owner | BFI Waste Systems of North America Inc.* |
| Operator | BFI Waste Systems of North America Inc. |

*Formerly Active Service Corp. Transfer Station.

Facility Facts

| | |
|------------------------------|------------|
| Identification number | 0310810003 |
| Opened, year | 1984 |
| Facility acreage | 1.69 |

Wastes Received: 1996, 1997

| | <u>Tons per year</u> | <u>Tons per day (average)</u> |
|-------------|----------------------|-------------------------------|
| 1996 | 182,700 | 703 |
| 1997 | 195,000 | 650 |

Inspections

| | |
|------------------------------|---------------------------------------|
| Facility inspected by | Illinois EPA, Maywood Regional Office |
|------------------------------|---------------------------------------|

Contacts

| Owner | Operator |
|---|---|
| BFI Waste Systems of North America Inc.* 1712 Church St. Evanston 60201 847-328-5100 | BFI Waste Systems of North America Inc. 1710 Lyons Evanston 60201 847-328-5100 |

*A subsidiary of Browning-Ferris Industries Inc, 757 N. Eldridge, Houston, Texas 77079 * 281-870-8100.

BFI - Melrose Park Transfer Station (New)

| | |
|---------------------------|--|
| County | Cook |
| Municipality | Melrose Park |
| Location | 4700 W. Lake St. |
| Location | 708-345-7735 |
| Hours of operation | 24 hours per day |
| Wastes accepted | Municipal |
| Tipping fee | N/A |
| Owner | BFI Waste Systems of North America Inc.* |
| Operator | BFI Waste Systems of North America Inc. |

Facility Facts

| | |
|------------------------------|------------|
| Identification number | 0311865053 |
| Opened, year | 1998* |
| Facility acreage | 4 |

*Permitted to operate 2-26-98.

Wastes Received: 1996, 1997

| | <u>Tons per year</u> | <u>Tons per day (average)</u> |
|-------------|----------------------|-------------------------------|
| 1996 | N/A | N/A |
| 1997 | N/A | N/A |

Inspections

| | |
|------------------------------|---------------------------------------|
| Facility inspected by | Illinois EPA, Maywood Regional Office |
|------------------------------|---------------------------------------|

Contacts

| Owner | Operator |
|--|---|
| BFI Waste Systems of North America Inc.* 4700 W. Lake St. Melrose Park 60160 708-345-7735 | BFI Waste Systems of North America Inc. 4700 W. Lake St. Melrose Park 60160 708-345-7735 |

*A subsidiary of Browning-Ferris Industries Inc., 757 N. Eldridge, Houston, Texas 77079 * 281-870-8100

BFI - Northbrook Transfer Station*

| | |
|---------------------------|--|
| County | Cook |
| Municipality | Northbrook |
| Location | 2750 Shermer Road |
| Location | 847-272-4145 |
| Hours of operation | Mon. - Fri.: 6 a.m. - 3:30 p.m. |
| Wastes accepted | Municipal |
| Tipping fee | \$55/ton |
| Owner | BFI Waste Systems of North America Inc.* |
| Operator | BFI Waste Systems of North America Inc. |

*Formerly Brooks Disposal Services Transfer Station.

Facility Facts

| | |
|------------------------------|------------|
| Identification number | 0312073004 |
| Opened, year | 1983 |
| Facility acreage | 1 |

Wastes Received: 1996, 1997

| | <u>Tons per year</u> | <u>Tons per day (average)</u> |
|-------------|----------------------|-------------------------------|
| 1996 | 93,960 | 361 |
| 1997 | 191,000 | 350 |

Inspections

| | |
|------------------------------|---------------------------------------|
| Facility inspected by | Illinois EPA, Maywood Regional Office |
|------------------------------|---------------------------------------|

Contacts

| Owner | Operator |
|---|--|
| BFI Waste Systems of North America Inc.* 2750 Shermer Road Northbrook 60062 847-272-4145 | BFI Waste Systems of North America Inc. 2750 Shermer Road Northbrook 60062 847-272-4145 |

*A subsidiary of Browning-Ferris Industries Inc, 757 N. Eldridge, Houston, Texas 77079 * 281-870-8100.

BFI Waste Systems of North America*

| | |
|---------------------------|---|
| County | Cook |
| Municipality | Chicago |
| Location | 1220 W. Carroll Ave. |
| Location | 312-829-5741 |
| Hours of operation | Mon. - Fri.: 6 a.m. - 5 p.m.; Sat.: 6 a.m. - noon |
| Wastes accepted | Municipal |
| Tipping fee | \$45/ton |
| Owner | BFI Waste Systems of North America Inc.* |
| Operator | BFI Waste Systems of North America Inc. |

*Formerly BFI of Illinois Inc./Hoving Transfer Station.

Facility Facts

| | |
|------------------------------|------------|
| Identification number | 0316280008 |
| Opened, year | 1982 |
| Facility acreage | 1.09 |

Wastes Received: 1996, 1997

| | <u>Tons per year</u> | <u>Tons per day (average)</u> |
|-------------|----------------------|-------------------------------|
| 1996 | 200,000 | 769 |
| 1997 | 200,000 | 769 |

Inspections

| | |
|------------------------------|-----------------------------------|
| Facility inspected by | Chicago Department of Environment |
|------------------------------|-----------------------------------|

Contacts

| Owner | Operator |
|---|--|
| BFI Waste Systems of North America Inc.* 1220 W. Carroll Ave. Chicago 60607 312-829-5741 | BFI Waste Systems of North America Inc. 1220 W. Carroll Ave. Chicago 60607 312-829-5741 |

*A subsidiary of Browning-Ferris Industries Inc, 757 N. Eldridge, Houston, Texas 77079 * 281-870-8100.

Calumet Transfer Station (New)

| | |
|---------------------------|--|
| County | Cook |
| Municipality | Chicago |
| Location | 2040 E. 106th St. |
| Location | 312-284-5201 |
| Hours of operation | 24 hours per day |
| Wastes accepted | Municipal |
| Tipping fee | N/A |
| Owner | Liberty Waste Services of Illinois LLC |
| Operator | Liberty Waste Services of Illinois LLC |

Facility Facts

| | |
|------------------------------|------------|
| Identification number | 0316005603 |
| Opened, year | 1998* |
| Facility acreage | 28 |

*Permitted to operate 4-27-98

Wastes Received: 1996, 1997

| | <u>Tons per year</u> | <u>Tons per day (average)</u> |
|-------------|----------------------|-------------------------------|
| 1996 | N/A | N/A |
| 1997 | N/A | N/A |

Inspections

| | |
|------------------------------|------------------------------|
| Facility inspected by | Chicago Dept. of Environment |
|------------------------------|------------------------------|

Contacts

Owner

Liberty Waste Services of Illinois LLC
625 Liberty Ave., Ste. 3100
Pittsburgh, Penn. 15222
312-284-5201

Operator

Liberty Waste Services of Illinois LLC
625 Liberty Ave., Ste. 3100
Pittsburgh, PA 15222
312-284-5201

CDT Transfer Material Recovery Facility

| | |
|---------------------------|---|
| County | Will |
| Municipality | Joliet |
| Location | 2851 Mound Road |
| Location | 815-741-0736 |
| Hours of operation | Mon. - Fri.: 6 a.m. - 4 p.m.; Sat.: 7 a.m. - noon |
| Wastes accepted | Municipal, C & D debris, white goods |
| Tipping fee | N/A |
| Owner | CDT Transfer Material Recovery Facility |
| Operator | CDT Transfer Material Recovery Facility |

Facility Facts

| | |
|------------------------------|------------|
| Identification number | 1970450096 |
| Opened, year | 1996* |
| Facility acreage | 8.73 |

*Permitted to operate 4-30-96.

Wastes Received: 1996, 1997

| | <u>Tons per year</u> | <u>Tons per day (average)</u> |
|-------------|----------------------|-------------------------------|
| 1996 | 123,975 | 477 |
| 1997 | 75,226 | 289 |

Inspections

| | |
|------------------------------|-------------------------------------|
| Facility inspected by | Will County Waste Services Division |
|------------------------------|-------------------------------------|

Contacts

Owner

CDT Transfer Material Recovery Facility
2851 Mound Road
Joliet 60436
815-741-0736

Operator

CDT Transfer Material Recovery Facility
2851 Mound Road
Joliet 60436
815-741-0736

Chicago Disposal Transfer Station

| | |
|---------------------------|---|
| County | Cook |
| Municipality | Chicago |
| Location | 11800 S. Ewing Ave. |
| Location | 312-978-7800 |
| Hours of operation | Mon. - Fri.: 5 a.m. - 6 p.m.; Sat.: 5 a.m. - 2 p.m. |
| Wastes accepted | Municipal, medical waste |
| Tipping fee | N/A |
| Owner | Chicago Disposal Inc. * |
| Operator | Chicago Disposal Inc. |

* Trust #112384, South Chicago Bank

Facility Facts

| | |
|------------------------------|------------|
| Identification number | 0316465002 |
| Opened, year | 1994 |
| Facility acreage | 2 |

Wastes Received: 1996, 1997

| | <u>Tons per year</u> | <u>Tons per day (average)</u> |
|-------------|----------------------|-------------------------------|
| 1996 | 60,000 | 300 |
| 1997 | 117,000 | 450 |

Inspections

| | |
|------------------------------|-----------------------------------|
| Facility inspected by | Chicago Department of Environment |
|------------------------------|-----------------------------------|

Contacts

| Owner | Operator |
|-------------------------|-----------------------|
| Chicago Disposal Inc. * | Chicago Disposal Inc. |
| 11834 S. Ewing Ave. | 11834 So. Ewing Ave. |
| Chicago 60607 | Chicago 60607 |
| 773-978-7800 | 773-978-7800 |

* Trust #112384, South Chicago Bank

CID Material Recovery & Recycling Facility

| | |
|---------------------------|--|
| County | Cook |
| Municipality | Chicago |
| Location | 13707 S. Jeffrey Ave. |
| Location | 773-646-7611 |
| Hours of operation | Mon. - Sat.: 7 a.m. - 5 p.m. |
| Wastes accepted | Municipal, recyclables |
| Tipping fee | N/A |
| Owner | Waste Management of Illinois Inc. |
| Operator | CID Material Recovery and Recycling Facility |

Facility Facts

| | |
|------------------------------|------------|
| Identification number | 0310395011 |
| Opened, year | 1995* |
| Facility acreage | 13.6 |

*Permitted to operate 11-22-95.

Wastes Received: 1996, 1997

| | <u>Tons per year</u> | <u>Tons per day (average)</u> |
|-------------|----------------------|-------------------------------|
| 1996 | 293,625* | 1,129 |
| 1997 | 242,648 | 940 |

*Blue Bag recycling participant: diverted 21,644 tons of recyclables from landfills in 1996..

Inspections

| | |
|------------------------------|--|
| Facility inspected by | Illinois EPA, Maywood Regional Office* |
|------------------------------|--|

*Also inspected by Chicago Department of Environment.

Contacts

| Owner | Operator |
|--|--|
| Waste Management of Illinois Inc. 2 Westbrook Corporate Center, Suite 1000 Westchester 60154 708-409-0700 | CID Material Recovery and Recycling Facility 13707 S. Jeffrey Ave. Chicago 60633 773-646-7611 |

Citiwaste Transfer Station

| | |
|---------------------------|---|
| County | Will |
| Municipality | Joliet |
| Location | 808 S. Joliet St. |
| Location | 815-723-3200 |
| Hours of operation | Mon. - Fri.: 6:30 a.m. - 4 p.m.; Sat.: 6:30 a.m. - noon |
| Wastes accepted | C & D debris, landscape waste, recyclables (no garbage) |
| Tipping fee | \$30/ton |
| Owner | Citiwaste Inc.* |
| Operator | Citiwaste Inc. |

*A subsidiary of Allied Waste Industries Inc.

Facility Facts

| | |
|------------------------------|------------|
| Identification number | 1978093002 |
| Opened, year | 1994 |
| Facility acreage | 4.91 |

Wastes Received: 1996, 1997

| | <u>Tons per year</u> | <u>Tons per day (average)</u> |
|-------------|----------------------|-------------------------------|
| 1996 | 20,880 | 80 |
| 1997 | 31,200 | 120 |

Inspections

| | |
|------------------------------|-------------------------------------|
| Facility inspected by | Will County Waste Services Division |
|------------------------------|-------------------------------------|

Contacts

| Owner | Operator |
|--|---|
| Citiwaste Inc.* 808 S. Joliet St. Joliet 60434 815-723-3200 | Citiwaste Inc. 808 S. Joliet St. Joliet 60434 815-723-3200 |

*A subsidiary of Allied Waste Industries, Inc. Reg. Office: 3837 W. 127th St., Alsip, Ill. 60803 * 708-824-3060.

City Transfer Systems

| | |
|---------------------------|--|
| County | Cook |
| Municipality | Chicago |
| Location | 2464 S. Laflin St. |
| Location | 312-243-7771 |
| Hours of operation | Mon. - Fri.: 5 a.m. - 8 p.m.; Sat.: 5 a.m. - 2 p.m. |
| Wastes accepted | Municipal, recyclables |
| Tipping fee | \$40/ton |
| Owner | American Disposal Transfer Services of Illinois Inc. |
| Operator | American Disposal Transfer Services of Illinois Inc. |

Facility Facts

| | |
|------------------------------|------------|
| Identification number | 0316310003 |
| Opened, year | 1984 |
| Facility acreage | 1.25 |

Wastes Received: 1996, 1997

| | <u>Tons per year</u> | <u>Tons per day (average)</u> |
|-------------|----------------------|-------------------------------|
| 1996 | 52,200 | 201 |
| 1997 | 52,200 | 201 |

Inspections

| | |
|------------------------------|-----------------------------------|
| Facility inspected by | Chicago Department of Environment |
|------------------------------|-----------------------------------|

Contacts

Owner

American Disp. Transfer Services of Ill. Inc.
745 McClintock Drive, Suite 230
Burr Ridge 60521
630-655-1105

Operator

American Disposal Transfer Services of Illinois Inc.
2464 S. Laflin St.
Chicago 60608
312-243-7771

D & D Disposal Service Transfer Station

| | |
|---------------------------|--|
| County | Cook |
| Municipality | Chicago |
| Location | 2251 S. Laflin St. |
| Location | 312-225-6774 |
| Hours of operation | Mon. - Fri.: 6 a.m. - 11 p.m.; Sat.: 6 a.m. - 2 p.m. |
| Wastes accepted | Municipal, C & D debris |
| Tipping fee | N/A |
| Owner | D & D Disposal Services Inc. |
| Operator | Illinois Recycling Service Inc./Loop Transfer |

Facility Facts

| | |
|------------------------------|------------|
| Identification number | 0316310014 |
| Opened, year | 1989* |
| Facility acreage | 5.6 |

*Permitted to operate 4-17-96.

Wastes Received: 1996, 1997

| | <u>Tons per year</u> | <u>Tons per day (average)</u> |
|-------------|----------------------|-------------------------------|
| 1996 | 313,200 | 1,205 |
| 1997 | 313,200 | 1,205 |

Inspections

| | |
|------------------------------|-----------------------------------|
| Facility inspected by | Chicago Department of Environment |
|------------------------------|-----------------------------------|

Contacts

Owner

D & D Disposal Services Inc.
2401 S. Laflin St.
Chicago 60608
312-942-0042

Operator

Illinois Recycling Service Inc./Loop Transfer
2401 S. Laflin St.
Chicago 60608
312-942-0042

DuPage Yard Waste Transfer Station

| | |
|---------------------------|------------------------|
| County | DuPage |
| Municipality | West Chicago |
| Location | 1195 W. Washington St. |
| Location | 630-876-8900 |
| Hours of operation | N/A |
| Wastes accepted | Landscape waste |
| Tipping fee | \$30/ton |
| Owner | Bill Brown Enterprises |
| Operator | Bill Brown Enterprises |

Facility Facts

| | |
|------------------------------|------------|
| Identification number | 0430905794 |
| Opened, year | 1996* |
| Facility acreage | 1 |

*Permitted to operate 4-17-96.

Wastes Received: 1996, 1997

| | <u>Tons per year</u> | <u>Tons per day (average)</u> |
|-------------|----------------------|-------------------------------|
| 1996 | N/A | N/A |
| 1997 | 20,000 | 100 |

Inspections

| | |
|------------------------------|--------------------------------------|
| Facility inspected by | DuPage County Solid Waste Department |
|------------------------------|--------------------------------------|

Contacts

Owner

Bill Brown Enterprises
2 N. 035 Indian Knoll Road
West Chicago 60185
630-876-8900

Operator

Bill Brown Enterprises
1195 W. Washington St.
West Chicago 60185
630-876-8900

E.C. Rizzi & Assoc. (new)

| | |
|---------------------------|-----------------------------------|
| County | Will |
| Municipality | Bolingbrook |
| Location | 449 Murphy Road |
| Location | 630-898-3333 |
| Hours of operation | Mon.- Sat.: 7:30 a.m. - 4:30 p.m. |
| Wastes accepted | Landscape waste (only) |
| Tipping fee | N/A |
| Owner | Joan Tameling |
| Operator | E.C. Rizzi & Assoc. Inc. |

Facility Facts

| | |
|------------------------------|------------|
| Identification number | 1974155082 |
| Opened, year | 1997* |
| Facility acreage | 3.3 |

*Permitted to operate 9-19-97.

Wastes Received: 1996, 1997

| | <u>Tons per year</u> | <u>Tons per day (average)</u> |
|-------------|----------------------|-------------------------------|
| 1996 | N/A | N/A |
| 1997 | N/A | N/A |

Inspections

| | |
|------------------------------|-------------------------------------|
| Facility inspected by | Will County Waste Services Division |
|------------------------------|-------------------------------------|

Contacts

Owner

Joan Tameling
7500 S. Madison St.
Willowbrook 60521
630-323-7171

Operator

E.C. Rizzi & Assoc. Inc.
31W310 Schoger Drive
Naperville 60564
630-898-3333

Great Lakes Disposal Transfer Station

| | |
|---------------------------|------------------------------|
| County | Cook |
| Municipality | Blue Island |
| Location | 13546 S. Western Ave. |
| Location | 708-388-9999 |
| Hours of operation | Mon. - Sat.: 6 a.m. - 6 p.m. |
| Wastes accepted | Municipal, recyclables |
| Tipping fee | \$40/ton |
| Owner | Great Lakes Disposal Inc.* |
| Operator | Great Lakes Disposal Inc. |

* Trust at First National Bank

Facility Facts

| | |
|------------------------------|------------|
| Identification number | 0310240023 |
| Opened, year | 1991 |
| Facility acreage | N/A |

Wastes Received: 1996, 1997

| | <u>Tons per year</u> | <u>Tons per day (average)</u> |
|-------------|----------------------|-------------------------------|
| 1996 | 65,250 | 251 |
| 1997 | 65,250 | 251 |

Inspections

| | |
|------------------------------|---------------------------------------|
| Facility inspected by | Illinois EPA, Maywood Regional Office |
|------------------------------|---------------------------------------|

Contacts

| Owner | Operator |
|--|---|
| Great Lakes Disposal Inc.* 13546 S. Western Ave. Blue Island 60406 708-388-9999 | Great Lakes Disposal Inc. 13546 S. Western Ave. Blue Island 60406 708-388-9999 |

*Trust at First National Bank, 3101 W. 95th St., Evergreen Park 60642 * 709-422-6700

Groen Waste Transfer Station

| | |
|---------------------------|---|
| County | Cook |
| Municipality | Blue Island |
| Location | 3100 W. Wireton Road |
| Location | 708-385-8252 |
| Hours of operation | Mon. - Fri.: 5 a.m. - 6 p.m. ; Sat.: 6 a.m. - 4:15 p.m. |
| Wastes accepted | Municipal, landscape waste, recyclables |
| Tipping fee | \$30/ton |
| Owner | Illinois Development Corp. |
| Operator | Allied Waste Industries Inc.* |

Facility Facts

| | |
|------------------------------|------------|
| Identification number | 0310240006 |
| Opened, year | 1981 |
| Facility acreage | N/A |

Wastes Received: 1996, 1997

| | <u>Tons per year</u> | <u>Tons per day (average)</u> |
|-------------|----------------------|-------------------------------|
| 1996 | 235,419 | 906 |
| 1997 | 235,060 | 919 |

Inspections

| | |
|------------------------------|---------------------------------------|
| Facility inspected by | Illinois EPA, Maywood Regional Office |
|------------------------------|---------------------------------------|

Contacts

Owner

Illinois Development Corp.
137 E. 154th St.
South Holland 60473
708-385-7232

Operator

Allied Waste Industries Inc.*
3100 W. Wireton Road
Blue Island 60406
708-385-8252

*Regional office: 3837 W. 127th St., Alsip, Ill. 60803 * 708-824-3060.

Groot Industries/Chicago Transfer Station

| | |
|---------------------------|------------------------------|
| County | Cook |
| Municipality | Chicago |
| Location | 6747 N. Elmhurst Road |
| Location | 773-242-1977 |
| Hours of operation | Mon. - Sat.: 5 a.m. - 5 p.m. |
| Wastes accepted | Municipal, C & D debris |
| Tipping fee | N/A |
| Owner | Groot Industries Inc. |
| Operator | Groot Industries Inc. |

Facility Facts

| | |
|------------------------------|------------|
| Identification number | 0316760001 |
| Opened, year | 1983 |
| Facility acreage | 6 |

Wastes Received: 1996, 1997

| | <u>Tons per year</u> | <u>Tons per day (average)</u> |
|-------------|----------------------|-------------------------------|
| 1996 | 339,300 | 1,305 |
| 1997 | 339,300 | 1,305 |

Inspections

| | |
|------------------------------|-----------------------------------|
| Facility inspected by | Chicago Department of Environment |
|------------------------------|-----------------------------------|

Contacts

Owner

Groot Industries Inc.
1759 Elmhurst Road
Elk Grove Village 60007
847-734-6406

Operator

Groot Industries Inc.
1759 N. Elmhurst Road
Elk Grove Village 60007
847-734-6406

Groot Industries/McCook Transfer Station

| | |
|---------------------------|---|
| County | Cook |
| Municipality | McCook |
| Location | 8475 W. 53rd St. |
| Location | 708-485-0900 |
| Hours of operation | Mon. - Sat.: 24 hours/day (with 1 hour for cleanup) |
| Wastes accepted | Municipal, landscape waste, recyclables |
| Tipping fee | N/A |
| Owner | Groot Industries Inc. |
| Operator | Groot Industries Inc. |

Facility Facts

| | |
|------------------------------|------------|
| Identification number | 0311740016 |
| Opened, year | 1988 |
| Facility acreage | 4.9 |

Wastes Received: 1996, 1997

| | <u>Tons per year</u> | <u>Tons per day (average)</u> |
|-------------|----------------------|-------------------------------|
| 1996 | 143,550 | 552 |
| 1997 | 127,039 | 407 |

Inspections

| | |
|------------------------------|---------------------------------------|
| Facility inspected by | Illinois EPA, Maywood Regional Office |
|------------------------------|---------------------------------------|

Contacts

| Owner | Operator |
|--|---|
| Groot Industries Inc. 1759 Elmhurst Road Elk Grove Village 60007 847-734-6406 | Groot Industries Inc. 8475 W. 53rd St. McCook 60525 708-485-0900 |

Homewood Scavenger Service Transfer Station

| | |
|---------------------------|---------------------------------|
| County | Cook |
| Municipality | East Hazel Crest |
| Location | 17415 S. Ashland Ave. |
| Location | 630-798-1004 |
| Hours of operation | Mon. - Fri.: 5 a.m. - 4 p.m. |
| Wastes accepted | Municipal |
| Tipping fee | \$40/ton |
| Owner | Homewood Scavenger Service Inc. |
| Operator | Homewood Scavenger Service Inc. |

Facility Facts

| | |
|------------------------------|------------|
| Identification number | 0310750002 |
| Opened, year | 1983 |
| Facility acreage | 1 |

Wastes Received: 1996, 1997

| | <u>Tons per year</u> | <u>Tons per day (average)</u> |
|-------------|----------------------|-------------------------------|
| 1996 | 104,400 | 402 |
| 1997 | 104,400 | 402 |

Inspections

| | |
|------------------------------|---------------------------------------|
| Facility inspected by | Illinois EPA, Maywood Regional Office |
|------------------------------|---------------------------------------|

Contacts

Owner

Homewood Scavenger Service Inc.
17415 S. Ashland Ave.
East Hazel Crest 60429
630-798-1004

Operator

Homewood Scavenger Service Inc.
17415 S. Ashland Ave.
East Hazel Crest 60429
630-798-1004

Frank F. Kucera Co. Transfer Station

| | |
|---------------------------|------------------------------|
| County | Cook |
| Municipality | Cicero |
| Location | 1800 S. Laramie |
| Location | 708-652-0025 |
| Hours of operation | Mon. - Sat.: 5 a.m. - 6 p.m. |
| Wastes accepted | Municipal |
| Tipping fee | \$50/ton |
| Owner | Frank F. Kucera Co. |
| Operator | Frank F. Kucera Co. |

Facility Facts

| | |
|------------------------------|------------|
| Identification number | 0310510004 |
| Opened, year | 1984 |
| Facility acreage | 2.35 |

Wastes Received: 1996, 1997

| | <u>Tons per year</u> | <u>Tons per day (average)</u> |
|-------------|----------------------|-------------------------------|
| 1996 | 78,300 | 300 |
| 1997 | 78,300 | 300 |

Inspections

| | |
|------------------------------|---------------------------------------|
| Facility inspected by | Illinois EPA, Maywood Regional Office |
|------------------------------|---------------------------------------|

Contacts

| Owner | Operator |
|--|--|
| Frank F. Kucera Co. 1800 S. Laramie Cicero 60804 708-652-0025 | Frank F. Kucera Co. 1800 S. Laramie Cicero 60804 708-652-0025 |

Lake Forest Transfer Facility (new)

| | |
|---------------------------|---|
| County | Lake |
| Municipality | Lake Forest |
| Location | 1381 W. Kennedy Road-B |
| Location | 847-234-5499 |
| Hours of operation | Mon. - Fri.: 7:30 a.m. - 5 p.m.; Sat. 7:30 a.m.- noon |
| Wastes accepted | Landscape waste |
| Tipping fee | N/A |
| Owner | City of Lake Forest |
| Operator | DK Recycling Systems Inc. |

Facility Facts

| | |
|------------------------------|------------|
| Identification number | 0970805082 |
| Opened, year | 1998* |
| Facility acreage | < 1 |

*Newly permitted to operate on 1-28-98.

Wastes Received: 1996, 1997

| | <u>Tons per year</u> | <u>Tons per day (average)</u> |
|-------------|----------------------|-------------------------------|
| 1996 | N/A | N/A |
| 1997 | N/A | N/A |

Inspections

| | |
|------------------------------|-------------------------------|
| Facility inspected by | Lake County Health Department |
|------------------------------|-------------------------------|

Contacts

| Owner | Operator |
|--|---|
| City of Lake Forest 220 E. Deer Path Lake Forest 60845 847-615-4218 | DK Recycling Systems Inc. 21 N. Skokie Highway Lake Bluff 60044 847-234-5499 |

Land Restoration Products Transfer Station

| | |
|---------------------------|------------------------------|
| County | Lake |
| Municipality | Lake Bluff |
| Location | 30120 N. Skokie Highway |
| Location | N/A |
| Hours of operation | Mon. - Sat.: 7 a.m. - 7 p.m. |
| Wastes accepted | Landscape waste |
| Tipping fee | \$28/ton; \$10/cu.yd. |
| Owner | MBL Development |
| Operator | DK Recycling Systems Inc. |

Facility Facts

| | |
|------------------------------|------------|
| Identification number | 0970750013 |
| Opened, year | 1995* |
| Facility acreage | 1.55 |

*Permitted to operate 8-15-95.

Wastes Received: 1996, 1997

| | <u>Tons per year</u> | <u>Tons per day (average)</u> |
|-------------|----------------------|-------------------------------|
| 1996 | 4,644 | 18 |
| 1997 | 7,000 | 128* |

*128 operating days per year.

Inspections

| | |
|------------------------------|-------------------------------|
| Facility inspected by | Lake County Health Department |
|------------------------------|-------------------------------|

Contacts

Owner

MBL Development
1031 Ashley Road
Lake Forest 60045
847-634-9561

Operator

DK Recycling Systems Inc.
21 N. Skokie Highway, Suite 106
Lake Bluff 60044
847-234-5499

Liberty Waste/McCook Transfer Station (new)*

| | |
|---------------------------|---|
| County | Cook |
| Municipality | McCook |
| Location | 5100 S. Lawndale Ave. |
| Location | 708-728-0331 |
| Hours of operation | Mon. - Fri.: 6 a.m. - 6 p.m.; Sat.: 6 a.m. - noon |
| Wastes accepted | Municipal, landscape, used tires, recyclables, C & D debris |
| Tipping fee | N/A |
| Owner | EAC Systems Inc. ** |
| Operator | Liberty Waste Services |

*Formerly West Suburban Recycling and Energy Center Transfer Station.

Facility Facts

| | |
|------------------------------|------------|
| Identification number | 0311745027 |
| Opened, year | 1997* |
| Facility acreage | 19 |

* Operating permit issued 8-1-97.

Wastes Received: 1996, 1997

| | <u>Tons per year</u> | <u>Tons per day (average)</u> |
|-------------|----------------------|-------------------------------|
| 1996 | N/A | N/A |
| 1997 | N/A | N/A |

Inspections

| | |
|------------------------------|---------------------------------------|
| Facility inspected by | Illinois EPA, Maywood Regional Office |
|------------------------------|---------------------------------------|

Contacts

Owner

EAC Systems Inc. **
79 N. Pearl St.
Albany, N.Y. 12207
518-434-1227

Operator

Liberty Waste Services
625 Liberty Ave.
Pittsburgh, Penn. 15222
708-728-0331

**Also co-operator

Medill Material Recovery & Recycling Facility

| | |
|---------------------------|---|
| County | Cook |
| Municipality | Chicago |
| Location | 1633 W. Medill Ave. |
| Location | 773-883-5471 |
| Hours of operation | Mon. - Fri.: 5 a.m. - 2 a.m. Sat. morning |
| Wastes accepted | Municipal |
| Tipping fee | N/A |
| Owner | Chicago Department of Environment |
| Operator | Waste Management of Illinois Inc. |

Facility Facts

| | |
|------------------------------|------------|
| Identification number | 0316075074 |
| Opened, year | 1995* |
| Facility acreage | 5.4 |

*Permitted to operate 10-27-95.

Wastes Received: 1996, 1997

| | <u>Tons per year</u> | <u>Tons per day (average)</u> |
|-------------|----------------------|-------------------------------|
| 1996 | 233,492* | 898 |
| 1997 | 241,723 | 960 |

*Blue Bag recycling participant: diverted 31,902 tons of recyclables from landfills. **252 operating days per year

Inspections

| | |
|------------------------------|--|
| Facility inspected by | Illinois EPA, Maywood Regional Office* |
|------------------------------|--|

*Also inspected by Chicago Department of Environment.

Contacts

Owner

Chicago Department of Environment
30 N. LaSalle St., 25th Floor
Chicago 60602
312-744-5711

Operator

Waste Management of Illinois Inc.
2 Westbrook Corporate Center, Suite 1000
Westchester 60154
708-409-0700

Mr. K's Garden & Material Center Transfer Station

| | |
|---------------------------|----------------------------------|
| County | Cook |
| Municipality | Park Ridge |
| Location | 1440 W. Higgins Road |
| Location | 847-692-2118 |
| Hours of operation | Mon. - Fri.: 8 a.m. - 7 p.m. |
| Wastes accepted | Landscape waste |
| Tipping fee | \$49.50/ton |
| Owner | Mr. K's Garden & Material Center |
| Operator | Mr. K's Garden & Material Center |

Facility Facts

| | |
|------------------------------|------------|
| Identification number | 0312460019 |
| Opened, year | 1996* |
| Facility acreage | 2.19 |

*Permitted to operate 5-17-96.

Wastes Received: 1996, 1997

| | <u>Tons per year</u> | <u>Tons per day (average)</u> |
|-------------|----------------------|-------------------------------|
| 1996 | 85,800 | 330 |
| 1997 | 85,800 | 330 |

Inspections

| | |
|------------------------------|---------------------------------------|
| Facility inspected by | Illinois EPA, Maywood Regional Office |
|------------------------------|---------------------------------------|

Contacts

Owner

Mr. K's Garden & Material Center
1440 W. Higgins Road
Park Ridge 60068
847-692-2118

Operator

Mr. K's Garden & Material Center
1440 W. Higgins Road
Park Ridge 60068
847-692-2118

National Recovery Transfer Station

| | |
|---------------------------|-------------------------------|
| County | Cook |
| Municipality | Chicago |
| Location | 1750-1850 W. Carroll Ave. |
| Location | 312-226-0092 |
| Hours of operation | Mon. - Sat.: 24 hours |
| Wastes accepted | Municipal, recyclables |
| Tipping fee | N/A |
| Owner | National Waste Services Inc.* |
| Operator | National Waste Services Inc. |

* A subsidiary of Allied Waste Industries Inc.

Facility Facts

| | |
|------------------------------|------------|
| Identification number | 0316280012 |
| Opened, year | 1985 |
| Facility acreage | 1.7 |

Wastes Received: 1996, 1997

| | <u>Tons per year</u> | <u>Tons per day (average)</u> |
|-------------|----------------------|-------------------------------|
| 1996 | 234,900 | 903 |
| 1997 | 268,746 | 959 |

Inspections

| | |
|------------------------------|-----------------------------------|
| Facility inspected by | Chicago Department of Environment |
|------------------------------|-----------------------------------|

Contacts

| Owner | Operator |
|--|---|
| National Waste Services Inc.* 2608 S. Damen Ave. Chicago 60608 773-579-3600 | National Waste Services Inc. 2608 S. Damen Ave. Chicago 60608 773-579-3600 |

*A subsidiary of Allied Waste Industries Inc., Reg. office: 3837 W. 127th St., Alsip, Ill. 60803 * 708-824-3060

National/Speelman Transfer Station

| | |
|---------------------------|-------------------------------|
| County | Cook |
| Municipality | Chicago |
| Location | 364 N. Green St. |
| Location | 312-226-0092 |
| Hours of operation | Mon. - Sat.: 5 a.m. - 5 p.m. |
| Wastes accepted | Municipal, recyclables |
| Tipping fee | \$45/ton |
| Owner | National Waste Services Inc.* |
| Operator | National Waste Services Inc. |

* A subsidiary of Allied Waste Industries Inc.

Facility Facts

| | |
|------------------------------|------------|
| Identification number | 0316270025 |
| Opened, year | 1995* |
| Facility acreage | 0.5 |

*Permitted to operate 4-13-95.

Wastes Received: 1996, 1997

| | <u>Tons per year</u> | <u>Tons per day (average)</u> |
|-------------|----------------------|-------------------------------|
| 1996 | 104,400 | 402 |
| 1997 | 104,400 | 402 |

Inspections

| | |
|------------------------------|-----------------------------------|
| Facility inspected by | Chicago Department of Environment |
|------------------------------|-----------------------------------|

Contacts

| | |
|-------------------------------|------------------------------|
| Owner | Operator |
| National Waste Services Inc.* | National Waste Services Inc. |
| 5817 W. Ogden Ave. | 364 N. Green St. |
| Chicago 60650 | Chicago 60612 |
| 773-579-3600 | 312-226-0092 |

*A subsidiary of Allied Waste Industries Inc., Reg. office: 3837 W. 127th St., Alsip, Ill. 60803 * 708-824-3060

Northwest Material Recovery & Recycling Facility

| | |
|---------------------------|---|
| County | Cook |
| Municipality | Chicago |
| Location | 750 N. Kilbourne Ave. |
| Location | 773-473-6801 |
| Hours of operation | Continuous from 5 a.m. Mon. - 5 p.m. Sat. |
| Wastes accepted | Municipal, landscape waste, recyclables |
| Tipping fee | N/A |
| Owner | Chicago Department of Environment |
| Operator | Waste Management of Illinois Inc. |

Facility Facts

| | |
|------------------------------|------------|
| Identification number | 0316265018 |
| Opened, year | 1995* |
| Facility acreage | 10 |

*Permitted to operate 12-1-95.

Wastes Received: 1996, 1997

| | <u>Tons per year</u> | <u>Tons per day (average)</u> |
|-------------|----------------------|-------------------------------|
| 1996 | 326,612* | 1,142 |
| 1997 | 308,782 | 1,225 ** |

*Blue bag recycling participant: diverted 23,651 tons of recyclables from landfills. **252 operating days per year

Inspections

| | |
|------------------------------|--|
| Facility inspected by | Illinois EPA, Maywood Regional Office* |
|------------------------------|--|

*Also inspected by Chicago Department of Environment.

Contacts

Owner

Chicago Department of Environment
30 N. LaSalle St., 25th Floor
Chicago 60602
312-744-5711

Operator

Waste Management of Illinois Inc.
2 Westbrook Corporate Center, Suite 1000
Westchester 60154
708-409-0700

Ravenswood Disposal Service Transfer Station

| | |
|---------------------------|--|
| County | Cook |
| Municipality | Chicago |
| Location | 200 N. Talman Ave. |
| Location | 773-776-7706 |
| Hours of operation | Mon. - Fri.: 6 a.m. - 11 p.m.; Sat.: 6 a.m. - 5 p.m. |
| Wastes accepted | C & D debris |
| Tipping fee | N/A |
| Owner | Ravenswood Disposal Service Inc. |
| Operator | Ravenswood Disposal Service Inc. |

Facility Facts

| | |
|------------------------------|------------|
| Identification number | 0316270011 |
| Opened, year | 1994 |
| Facility acreage | 1.6 |

Wastes Received: 1996, 1997

| | <u>Tons per year</u> | <u>Tons per day (average)</u> |
|-------------|----------------------|-------------------------------|
| 1996 | 26,000 | 100 |
| 1997 | 26,000 | 100 |

Inspections

| | |
|------------------------------|-----------------------------------|
| Facility inspected by | Chicago Department of Environment |
|------------------------------|-----------------------------------|

Contacts

Owner

Ravenswood Disposal Service Inc.
200 N. Talman Ave.
Chicago 60612
773-776-7706

Operator

Ravenswood Disposal Service Inc.
200 N. Talman Ave.
Chicago 60612
773-776-7706

Riverdale Recycling (New)

| | |
|---------------------------|--|
| County | Cook |
| Municipality | Riverdale |
| Location | 13901 S. Ashland Ave. |
| Location | 708-597-3380 |
| Hours of operation | Mon. - Fri. 6 a.m.- 4 p.m.; Sat. 6 a.m.-noon |
| Wastes accepted | Municipal, recyclables |
| Tipping fee | \$30/ton |
| Owner | Tri-State Disposal |
| Operator | Tri-State Disposal |

Facility Facts

| | |
|------------------------------|------------|
| Identification number | 0312580014 |
| Opened, year | 1997* |
| Facility acreage | 11.5 |

*Operating permit issued on 12-19-97.

Wastes Received: 1996, 1997

| | <u>Tons per year</u> | <u>Tons per day (average)</u> |
|-------------|----------------------|-------------------------------|
| 1996 | N/A | N/A |
| 1997 | N/A | N/A |

Inspections

| | |
|------------------------------|---------------------------------------|
| Facility inspected by | Illinois EPA, Maywood Regional Office |
|------------------------------|---------------------------------------|

Contacts

| Owner | Operator |
|---|---|
| Tri-State Disposal 13701 S. Kostner Crestwood 60445 708-388-9910 | Tri-State Disposal 13701 S. Kostner Crestwood 60445 708-388-9910 |

Rolling Meadows Transfer Station (inactive)*

| | |
|---------------------------|---|
| County | Cook |
| Municipality | Rolling Meadows |
| Location | 3851 Berdnick St. |
| Location | N/A |
| Hours of operation | Mon. - Fri.: 6 a.m. - 6 p.m.; Sat. 6 a.m.- 1 p.m. |
| Wastes accepted | Municipal |
| Tipping fee | N/A |
| Owner | City of Rolling Meadows |
| Operator | BFI Waste Systems of North America Inc. |

Facility Facts

| | |
|------------------------------|------------|
| Identification number | 0312730009 |
| Opened, year | 1991 |
| Facility acreage | 2.5 |

Wastes Received: 1996, 1997

| | <u>Tons per year</u> | <u>Tons per day (average)</u> |
|-------------|----------------------|-------------------------------|
| 1996 | 3,000 | 12 |
| 1997 | 0* | 0 |

*Site inactive, until a new transfer station building is constructed in Jan. 1999.

Inspections

| | |
|------------------------------|---------------------------------------|
| Facility inspected by | Illinois EPA, Maywood Regional Office |
|------------------------------|---------------------------------------|

Contacts

| Owner | Operator |
|---|---|
| City of Rolling Meadows 3900 Berdnick St. Rolling Meadows 60008 847-963-0500 | BFI Waste Systems of North America Inc. 3900 Berdnick St. Rolling Meadows 60008 847-776-1720 |

A subsidiary of Browning-Ferris Industries, Inc., 757 N. Eldridge, Houston, Texas 77079 281-870-8100.

Shred-All Recycling Systems Transfer Station

| | |
|---------------------------|---|
| County | Cook |
| Municipality | Chicago |
| Location | 1231 W. 42nd St. |
| Location | 773-523-6900 |
| Hours of operation | Mon. - Sat.: 23 hours daily - 3 a.m. - 2 a.m. |
| Wastes accepted | Municipal, recyclables |
| Tipping fee | \$35/ton |
| Owner | Shred-All Recycling Systems Inc. |
| Operator | Shred-All Recycling Systems Inc. |

Facility Facts

| | |
|------------------------------|------------|
| Identification number | 0316610042 |
| Opened, year | 1993 |
| Facility acreage | 2.89 |

Wastes Received: 1996, 1997

| | <u>Tons per year</u> | <u>Tons per day (average)</u> |
|-------------|----------------------|-------------------------------|
| 1996 | 342,000 | 1,315 |
| 1997 | 350,000 | 1,346 |

Inspections

| | |
|------------------------------|-----------------------------------|
| Facility inspected by | Chicago Department of Environment |
|------------------------------|-----------------------------------|

Contacts

| Owner | Operator |
|---|---|
| Shred-All Recycling Systems Inc. 1231 W. 42nd St. Chicago 60609 773-523-6900 | Shred-All Recycling Systems Inc. 1231 W. 42nd St. Chicago 60609 773-523-6900 |

Speedway Disposal & Recycling

| | |
|---------------------------|---|
| County | Kane |
| Municipality | Elburn |
| Location | 1 N. 138th Linlar St. |
| Location | 630-232-4377 |
| Hours of operation | Mon. - Fri.: 6 a.m. - 5 p.m.; Sat.: 8 a.m. - noon |
| Wastes accepted | Municipal |
| Tipping fee | \$50/ton |
| Owner | New Horizons Ltd. |
| Operator | Speedway Disposal & Recycling |

Facility Facts

| | |
|------------------------------|------------|
| Identification number | 0898030004 |
| Opened, year | 1992 |
| Facility acreage | 4.7 |

Wastes Received: 1996, 1997

| | <u>Tons per year</u> | <u>Tons per day (average)</u> |
|-------------|----------------------|-------------------------------|
| 1996 | 52,200 | 201 |
| 1997 | 56,000 | 215 |

Inspections

| | |
|------------------------------|---------------------------------------|
| Facility inspected by | Illinois EPA, Maywood Regional Office |
|------------------------------|---------------------------------------|

Contacts

Owner

New Horizons Ltd.
Box 461
Geneva 60134
630-232-4377

Operator

Speedway Disposal & Recycling
Box 461
Geneva 60134
630-232-7070

Star Disposal Service Transfer Station

| | |
|---------------------------|---------------------------------|
| County | Cook |
| Municipality | Park Forest |
| Location | 20 South St. |
| Location | 708-748-8381 |
| Hours of operation | Mon. - Fri.: 6 a.m. - 4 p.m. |
| Wastes accepted | Municipal |
| Tipping fee | \$40/ton |
| Owner | Homewood Scavenger Service Inc. |
| Operator | Homewood Scavenger Service Inc. |

Facility Facts

| | |
|------------------------------|------------|
| Identification number | 0314740001 |
| Opened, year | 1981 |
| Facility acreage | 3.84 |

Wastes Received: 1996, 1997

| | <u>Tons per year</u> | <u>Tons per day (average)</u> |
|-------------|----------------------|-------------------------------|
| 1996 | 91,350 | 351 |
| 1997 | 91,350 | 351 |

Inspections

| | |
|------------------------------|---------------------------------------|
| Facility inspected by | Illinois EPA, Maywood Regional Office |
|------------------------------|---------------------------------------|

Contacts

Owner

Homewood Scavenger Service Inc.
17415 S. Ashland Ave.
East Hazel Crest 60429
708-798-1004

Operator

Homewood Scavenger Service Inc.
17415 S. Ashland Ave.
East Hazel Crest 60429
708-798-1004

Suburban Transfer Station*

| | |
|---------------------------|--|
| County | Cook |
| Municipality | Crestwood |
| Location | 4330 W. 137th Place |
| Location | 708-389-6389 |
| Hours of operation | Mon. - Fri.: 5 a.m. - 10 p.m.; Sat.: 5 a.m. - 3 p.m. |
| Wastes accepted | Municipal, landscape waste, recyclables |
| Tipping fee | \$44/ton |
| Owner | Illinois Recycling Services |
| Operator | Illinois Recycling Services |

*Formerly USA Waste Services Crestwood Transfer Station

Facility Facts

| | |
|------------------------------|------------|
| Identification number | 0310600001 |
| Opened, year | 1981 |
| Facility acreage | 3.04 |

Wastes Received: 1996, 1997

| | <u>Tons per year</u> | <u>Tons per day (average)</u> |
|-------------|----------------------|-------------------------------|
| 1996 | 114,400 | 440 |
| 1997 | 134,112 | 479 |

Inspections

| | |
|------------------------------|---------------------------------------|
| Facility inspected by | Illinois EPA, Maywood Regional Office |
|------------------------------|---------------------------------------|

Contacts

Owner

Illinois Recycling Services
13740 S. Kostner
Crestwood 60445
708-389-6312

Operator

Illinois Recycling Services
4330 W. 137th Place
Crestwood 60445
708-389-6389

TCD Services Transfer Station (inactive)

| | |
|---------------------------|---|
| County | Will |
| Municipality | Wilmington |
| Location | Route 53 & Coal City Road |
| Location | N/A |
| Hours of operation | Mon. - Fri.: 7 a.m. - 5 p.m. |
| Wastes accepted | Municipal, landscape waste (separated), recyclables |
| Tipping fee | \$32/ton |
| Owner | Waste Management of Illinois Inc. |
| Operator | Waste Management of Illinois Inc. |

Facility Facts

| | |
|------------------------------|------------|
| Identification number | 1971100003 |
| Opened, year | 1980 |
| Facility acreage | 5.9 |

Wastes Received: 1996, 1997

| | <u>Tons per year</u> | <u>Tons per day (average)</u> |
|-------------|----------------------|-------------------------------|
| 1996 | 13,833 | 53 |
| 1997 | N/A | N/A |

Inspections

| | |
|------------------------------|-------------------------------------|
| Facility inspected by | Will County Waste Services Division |
|------------------------------|-------------------------------------|

Contacts

Owner

Waste Management of Illinois Inc.
2 Westbrook Corporate Center, Suite 1000
Westchester 60154
708-409-0700

Operator

Waste Management of Illinois Inc.
2 Westbrook Corporate Center, Suite 1000
Westchester 60154
708-409-0700

34th Street Material Recovery & Recycling Facility

| | |
|---------------------------|---|
| County | Cook |
| Municipality | Chicago |
| Location | 3757 W. 34th St. |
| Location | 773-843-3345 |
| Hours of operation | Continuous from 5 a.m. Mon. - 5 p.m. Sat. |
| Wastes accepted | Municipal, recyclables |
| Tipping fee | N/A |
| Owner | Chicago Department of Environment |
| Operator | Waste Management of Illinois Inc. |

Facility Facts

| | |
|------------------------------|------------|
| Identification number | 0316300004 |
| Opened, year | 1995* |
| Facility acreage | 8.3 |

*Permitted to operate 11-9-95.

Wastes Received: 1996, 1997

| | <u>Tons per year</u> | <u>Tons per day (average)</u> |
|-------------|----------------------|-------------------------------|
| 1996 | 317,637* | 1,222 |
| 1997 | 324,265 | 1,290 |

*Blue bag recycling participant: diverted 27,082 tons of recyclables from landfills. **252 operating days per year

Inspections

| | |
|------------------------------|--|
| Facility inspected by | Illinois EPA, Maywood Regional Office* |
|------------------------------|--|

*Also inspected by Chicago Department of Environment.

Contacts

| Owner | Operator |
|---|--|
| Chicago Department of Environment 30 N. LaSalle St., 25th Floor Chicago 60602 312-744-5711 | Waste Management of Illinois Inc. 3757 W. 34th St. Chicago 60623 773-843-3345 |

United Disposal of Bradley Transfer Station

| | |
|---------------------------|---------------------------------|
| County | Kankakee |
| Municipality | Bradley |
| Location | 1000 E. Liberty |
| Location | 815-933-0081 |
| Hours of operation | Mon. - Sat.: 6 a.m. - 5 p.m. |
| Wastes accepted | Municipal |
| Tipping fee | N/A |
| Owner | United Disposal of Bradley Inc. |
| Operator | United Disposal of Bradley Inc. |

*Trust #0799, Municipal Trust & Savings Bank

Facility Facts

| | |
|------------------------------|------------|
| Identification number | 0910200013 |
| Opened, year | 1995* |
| Facility acreage | 4.7 |

*Permitted to operate 1-19-95.

Wastes Received: 1996, 1997

| | <u>Tons per year</u> | <u>Tons per day (average)</u> |
|-------------|----------------------|-------------------------------|
| 1996 | 16,965 | 65 |
| 1997 | 16,965 | 65 |

Inspections

| | |
|------------------------------|-----------------------------------|
| Facility inspected by | Kankakee County Health Department |
|------------------------------|-----------------------------------|

Contacts

| Owner | Operator |
|---|---|
| United Disposal of Bradley Inc. 1000 E. Liberty Bradley 60915 815-933-0081 | United Disposal of Bradley Inc. 1000 E. Liberty Bradley 60915 815-933-0081 |

*Trust #0799, Municipal Trust & Savings Bank, Box 146, Bourbonnais 60914 * 815-226-9803

USA Waste Services/Chicago Transfer Station

| | |
|---------------------------|-------------------------------------|
| County | Cook |
| Municipality | Chicago |
| Location | 16 W. 64th St. |
| Location | 773-994-6031 |
| Hours of operation | Mon. - Fri.: 7 a.m. - 2 p.m. |
| Wastes accepted | Municipal |
| Tipping fee | N/A |
| Owner | USA Waste Services of Illinois Inc. |
| Operator | USA Waste Services of Illinois Inc. |

Facility Facts

| | |
|------------------------------|------------|
| Identification number | 0316680003 |
| Opened, year | 1986 |
| Facility acreage | 6 |

Wastes Received: 1996, 1997

| | <u>Tons per year</u> | <u>Tons per day (average)</u> |
|-------------|----------------------|-------------------------------|
| 1996 | 195,750 | 753 |
| 1997 | 195,750 | 753 |

Inspections

| | |
|------------------------------|-----------------------------------|
| Facility inspected by | Chicago Department of Environment |
|------------------------------|-----------------------------------|

Contacts

Owner

USA Waste Services of Illinois Inc.
13740 S. Kostner
Crestwood 60445
708-389-6312

Operator

USA Waste Services of Illinois Inc.
16 W. 64th St.
Chicago 60621
773-994-6031

Waste Mgt.-Metro/Chicago Transfer Station

| | |
|---------------------------|-----------------------------------|
| County | Cook |
| Municipality | Chicago |
| Location | 1500 N. Hooker St. |
| Location | 312-994-6031 |
| Hours of operation | Mon. - Sat.: 24 hours daily |
| Wastes accepted | Municipal |
| Tipping fee | \$45/ton |
| Owner | Waste Management of Illinois Inc. |
| Operator | Waste Management of Illinois Inc. |

Facility Facts

| | |
|------------------------------|------------|
| Identification number | 0316000052 |
| Opened, year | 1981 |
| Facility acreage | 7.95 |

Wastes Received: 1996, 1997

| | <u>Tons per year</u> | <u>Tons per day (average)</u> |
|-------------|----------------------|-------------------------------|
| 1996 | 417,600 | 1,606 |
| 1997 | 313,347 | 1,275 |

Inspections

| | |
|------------------------------|-----------------------------------|
| Facility inspected by | Chicago Department of Environment |
|------------------------------|-----------------------------------|

Contacts

Owner

Waste Management of Illinois Inc.
2 Westbrook Corporate Center, Suite 1000
Westchester 60154
708-409-0700

Operator

Waste Management of Illinois Inc.
1500 N. Hooker St.
Chicago 60651
312-994-6031

Waste Mgt.-Metro/Stickney Transfer Station

| | |
|---------------------------|-----------------------------------|
| County | Cook |
| Municipality | Stickney |
| Location | 39th Street and Laramie Avenue |
| Location | 708-656-5350 |
| Hours of operation | Mon. - Sat.: 12 a.m. - 4:30 p.m. |
| Wastes accepted | Municipal |
| Tipping fee | \$40/ton |
| Owner | Waste Management of Illinois Inc. |
| Operator | Waste Management of Illinois Inc. |

Facility Facts

| | |
|------------------------------|------------|
| Identification number | 0313000001 |
| Opened, year | 1980 |
| Facility acreage | 9.27 |

Wastes Received: 1996, 1997

| | <u>Tons per year</u> | <u>Tons per day (average)</u> |
|-------------|----------------------|-------------------------------|
| 1996 | 313,200 | 1,205 |
| 1997 | 412,098 | 1,760 |

Inspections

| | |
|------------------------------|---------------------------------------|
| Facility inspected by | Illinois EPA, Maywood Regional Office |
|------------------------------|---------------------------------------|

Contacts

Owner

Waste Management of Illinois Inc.
2 Westbrook Corporate Center, Suite 1000
Westchester 60154
708-409-0700

Operator

Waste Management of Illinois Inc.
3815 S. Laramie Ave.
Stickney 60650
708-656-5350

Waste Mgt.-Northwest/Wheeling Transfer Station

| | |
|---------------------------|--|
| County | Cook |
| Municipality | Wheeling |
| Location | 350 Sumac Road, Box 396 |
| Location | 847-520-7200 |
| Hours of operation | Mon. - Fri.: 5 a.m. - 6:30 p.m.; Sat.: 6 a.m. - noon |
| Wastes accepted | Municipal, recyclables |
| Tipping fee | \$44/ton |
| Owner | Waste Management of Illinois Inc. |
| Operator | Waste Management of Illinois Inc. |

Facility Facts

| | |
|------------------------------|------------|
| Identification number | 0313240004 |
| Opened, year | 1984 |
| Facility acreage | 1.32 |

Wastes Received: 1996, 1997

| | <u>Tons per year</u> | <u>Tons per day (average)</u> |
|-------------|----------------------|-------------------------------|
| 1996 | 261,000 | 1,004 |
| 1997 | 261,000 | 1,004 |

Inspections

| | |
|------------------------------|---------------------------------------|
| Facility inspected by | Illinois EPA, Maywood Regional Office |
|------------------------------|---------------------------------------|

Contacts

Owner

Waste Management of Illinois Inc.
2 Westbrook Corporate Center, Suite 1000
Westchester 60154
708-409-0700

Operator

Waste Management of Illinois Inc.
350 Sumac Road, Box 396
Wheeling 60090
847-520-7200

Waste Mgt.-South Suburbs/Recycle America

| | |
|---------------------------|-----------------------------------|
| County | Cook |
| Municipality | Alsip |
| Location | 11549 S. Austin |
| Location | 708-422-2225 |
| Hours of operation | Mon. - Fri.: 2 a.m. - 8 p.m. |
| Wastes accepted | Recyclables |
| Tipping fee | N/A |
| Owner | Waste Management of Illinois Inc. |
| Operator | Waste Management of Illinois Inc. |

Facility Facts

| | |
|------------------------------|------------|
| Identification number | 0313360003 |
| Opened, year | 1982 |
| Facility acreage | 1.8 |

Wastes Received: 1996, 1997

| | <u>Tons per year</u> | <u>Tons per day (average)</u> |
|-------------|----------------------|-------------------------------|
| 1996 | 91,350 | 351 |
| 1997 | 91,350 | 351 |

Inspections

| | |
|------------------------------|---------------------------------------|
| Facility inspected by | Illinois EPA, Maywood Regional Office |
|------------------------------|---------------------------------------|

Contacts

Owner

Waste Management of Illinois Inc.
2 Westbrook Corporate Center, Suite 1000
Westchester 60154
708-409-0700

Operator

Waste Management of Illinois Inc.
11549 S. Austin
Alsip 60482
708-422-2225

West Cook Transfer Station (new)

| | |
|---------------------------|---|
| County | Cook |
| Municipality | Forest View |
| Location | 6201 W. Canal Bank Road |
| Location | 708-458-0521 |
| Hours of operation | Mon. - Fri.: 6 a.m. - 5 p.m.; Sat.: 7 a.m. - noon |
| Wastes accepted | Municipal |
| Tipping fee | \$35/ton |
| Owner | Foster Wheeler Midwest |
| Operator | Midwest Transfer Services Inc. |

Facility Facts

| | |
|------------------------------|------------|
| Identification number | 0310930005 |
| Opened, year | 1997* |
| Facility acreage | 4.96 |

*Began accepting wastes in summer 1997 at a rate of 100-150 tons per day.

Wastes Received: 1996, 1997

| | <u>Tons per year</u> | <u>Tons per day (average)</u> |
|-------------|----------------------|-------------------------------|
| 1996 | N/A | N/A |
| 1997 | N/A | N/A |

Inspections

| | |
|------------------------------|---------------------------------------|
| Facility inspected by | Illinois EPA, Maywood Regional Office |
|------------------------------|---------------------------------------|

Contacts

Owner

Foster Wheeler Midwest
Perryville Corporate Park
Clinton, NJ 08809
708-458-0521

Operator

Midwest Transfer Services Inc.
Box 49
Mokena 60448
708-458-0521

Wheeling Township Transfer Station

| | |
|---------------------------|---|
| County | Cook |
| Municipality | Glenview |
| Location | 1151 Des Plaines River Road |
| Location | 773-242-1977 |
| Hours of operation | Mon. - Fri.: 6 a.m. - 9 p.m.; Sat.: 6 a.m. - noon |
| Wastes accepted | Municipal, landscape waste |
| Tipping fee | N/A |
| Owner | Solid Waste Agency of Northern Cook Co. |
| Operator | Groot Recycling & Disposal Inc. |

Facility Facts

| | |
|------------------------------|------------|
| Identification number | 0310630059 |
| Opened, year | 1994 |
| Facility acreage | 7.1 |

Wastes Received: 1996, 1997

| | <u>Tons per year</u> | <u>Tons per day (average)</u> |
|-------------|----------------------|-------------------------------|
| 1996 | 250,038 | 962 |
| 1997 | 286,000 | 1,000* |

*286 operating days per year

Inspections

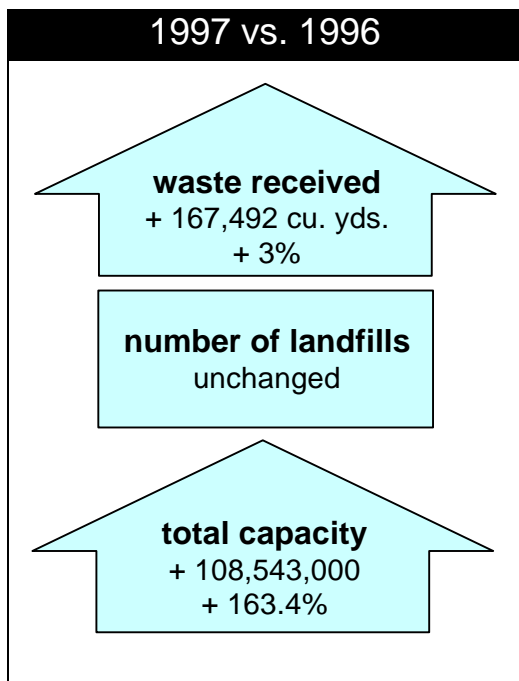
| | |
|------------------------------|---------------------------------------|
| Facility inspected by | Illinois EPA, Maywood Regional Office |
|------------------------------|---------------------------------------|

Contacts

| Owner | Operator |
|---|--|
| Solid Waste Agency of Northern Cook Co. 1616 E. Golf Road Des Plaines 60016 847-296-9200 | Groot Recycling & Disposal Inc. 1151 Des Plaines River Road Glenview 60025 773-242-1977 |

**Landfills
Transfer Stations
Compost Facilities**

Region Three: Peoria/Quad Cities



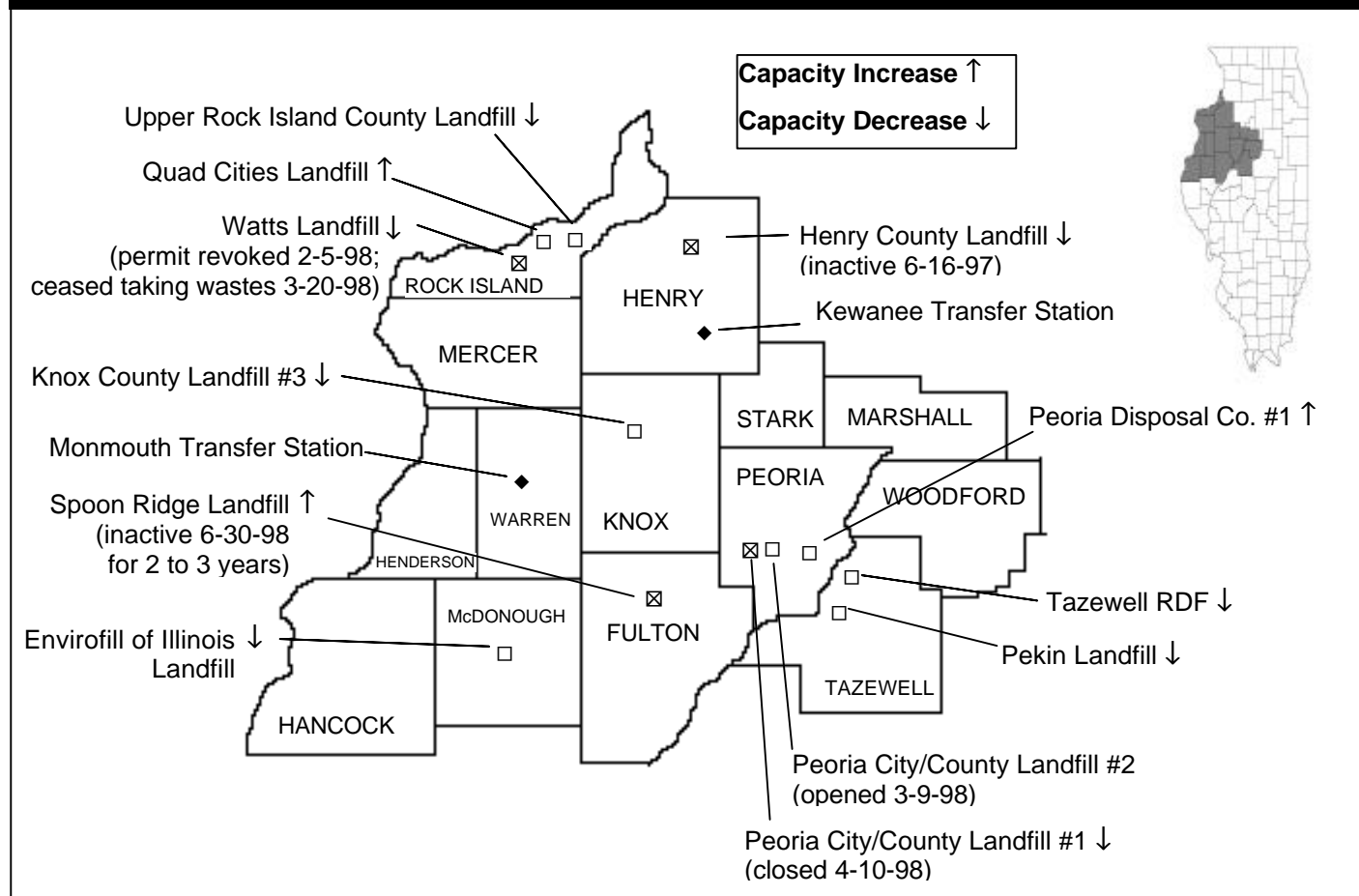
LANDFILLS IN REGION THREE ACCOUNTED FOR 28 PERCENT OF the more than 623 million gate cubic yards of capacity statewide on Jan. 1, 1998. The region's facilities reported almost 175 million gate cubic yards, or 163 percent more than last year's total of 66.4 million gate cubic yards. Landfill capacity statewide increased 51.3 percent.

The state's largest landfill, Spoon Ridge Landfill in Fairview, housed 75 percent of the capacity in the region. This landfill received a development permit for an expansion in December of 1997, yet ceased accepting waste on June 30, 1998. In contrast Henry County Landfill No. 2 at Atkinson (now inactive) ranked 55th in terms of wastes received.

Pollution Control Board revokes Watts Landfill permit

On Feb. 5, 1998, the Illinois Pollution Control Board, citing numerous violations of regulations, revoked the operating permit of Watts Landfill, in Taylor Ridge; the facility continued taking waste until March 20, 1998, while appealing the Board's decision. That appeal was denied and the facility has since appealed to the Third District Appellate Court, in Ottawa.

Landfills and Transfer Stations: Active, Closed, Under Development



Region Three: Peoria/Quad Cities

Voluntary and involuntary landfill closures

Peoria City/County Landfill #1 reached capacity limits and closed its gates on April 10, 1998; the facility is expected to complete construction of the landfill's cap and seek closure certification. Pekin Landfill followed suit on Nov. 18, 1998.

Henry County Landfill #2 ceased taking wastes in August 1997 and is attempting to resolve a number of compliance issues. The facility had indicated that it planned to close in 1998, and it is unclear if it will accept any more wastes prior to permanent closure. Premature closure of Watts Landfill would reduce regional capacity by about three-quarters of a million gate cubic yards.

New landfill opened near Peoria

Peoria City/County Landfill #2 began taking wastes on March 9, 1998. The new facility has a design capacity of 7.5 million airspace cubic yards. Airspace includes all wastes and all daily cover (soil or alternative materials spread atop the wastes at the end of each working day) and the landfill's final clay and topsoil cap.

The new landfill will be operated by Waste Management of Illinois Inc., whereas Peoria City/County Landfill #1 had been managed by a

| | |
|---------------------------------|----------------|
| Counties | 14 |
| Area (square miles) | 8,170 |
| Population (est.) | 759,040 |
| Landfill life expectancy | |
| Years remaining | 32.5* |
| Landfills | |
| Active in 1997 | 11 |
| Inactive since 1997 | 1 |
| Closed in 1998 | 3** |
| Opened in 1998 | 1 |
| Transfer Stations | |
| New in 1998 | 1 |
| Active in 1997 | 2 |
| Compost facilities | |
| Active in 1997 | 7 |
| Closed in 1997 | 1 |

*Total remaining capacity (from table below) divided by total wastes accepted. Tells how long the region may be served by local landfills at current disposal rates, barring capacity adjustments, until capacity is depleted.

**Includes one permit revocation; facility is appealing.

Landfills: Wastes Accepted 1997; Remaining Capacities Jan. 1, 1998

| | Municipality | County | Wastes | | Capacity | | Disp. Area Acres | Close Year |
|--|--------------|-------------|------------------|-------------------|--------------------|-------------------|------------------|------------|
| | | | Cu. Yds. | Rank ¹ | Cu. Yds. | Rank ² | | |
| Envirofil of Illinois Landfill [♦] | Macomb | McDonough | 350,150 | 32 | 1,234,000 | 43 | 53 | 2002 |
| INACTIVE 6-16-97 Henry County #2 | Atkinson | Henry | 816 | 55 | 0 | N/A | 17 | 1997 |
| Knox County Landfill #3 [♦] | Wataga | Knox | 159,908 | 40 | 1,750,000 | 35 | 40 | 2008 |
| INACTIVE 11-18-98 Pekin Landfill [♦] | Pekin | Tazewell | 149,817 | 42 | 127,000 | 55 | 47 | 1998 |
| CLOSED Peoria City/County Landfill #1 | Edwards | Peoria | 621,399 | 21 | 72,000 | 56 | 102 | 1998 |
| NEW Peoria City/County Landfill #2 ³ | Edwards | Peoria | N/A | N/A | Did not report | N/A | 60 | 2018 |
| Peoria Disposal Co. #1 ^{4♦} | Peoria | Peoria | 85,482 | 48 | 1,839,000 | 34 | 74 | 2019 |
| Quad Cities Landfill [♦] | Milan | Rock Island | 663,040 | 19 | 16,521,000 | 10 | 172 | 2022 |
| INACTIVE 6-30-98 Spoon Ridge Landfill | Fairview | Fulton | 75,253 | 49 | 130,499,000 | 1 | 372 | 2041 |
| Tazewell RDF | East Peoria | Tazewell | 2,137,617 | 5 | 5,583,000 | 22 | 110 | 2000 |
| Upper Rock Island County Landfill [♦] | East Moline | Rock Island | 668,363 | 18 | 16,604,000 | 9 | 97 | 2022 |
| CLOSED Watts Landfill ^{5♦} | Taylor Ridge | Rock Island | 476,583 | 26 | 750,000 | 50 | 77 | 1998 |
| Total | | | 5,388,428 | | 174,979,000 | | | |

[♦]Seven landfills accepted out-of-state wastes during 1997 totalling 724,606 cubic yards, or 13% of the region's total.

¹Standing among 56 landfills that accepted wastes during 1997.

²Standing among 56 landfills that reported capacity as of Jan. 1, 1998.

³New facility opened 3-9-98, but did not report capacity as of Jan. 1, 1998.

⁴Holds permit to accept hazardous wastes.

⁵Permit revoked Feb. 5, 1998; facility ceased accepting waste 3-20-98.

Region Three: Peoria/Quad Cities

Questions and Complaints

Illinois EPA Region Three field office personnel investigate reports of suspected illegal waste disposal, and inspect the region's landfills, transfer stations and compost facilities, except in **Tazewell County**, where joint responsibility has been delegated to a local authority.

Questions or complaints concerning pollution control facilities, open dumping or other incidents should be directed to the office having jurisdiction over the site:

Illinois EPA
5415 N. University St.
Peoria, Ill. 61614
Phone: 309-693-5462
Fax: 309-693-5467

Tazewell County Health Department
21306 Illinois Route 9
Tremont, Ill. 61568-9252
Phone: 309-477-2223 Ext. 221
Fax: 309-925-4381

subsidiary of Peoria Disposal Co. (PDC). Subsidiaries of PDC operate Clinton Landfill #2 and Pike County Landfill.

PDC's 74-acre facility in Peoria is unique: It was the state's only active, commercial hazardous waste landfill in 1997. (CID Recycling and Disposal Facility #4, in Chicago, also holds a permit to accept hazardous waste but it has only recently been re-activated.)

Spoon Ridge Landfill plans a hiatus

In December 1997, the Agency granted Spoon Ridge Landfill, near Fairview, a permit that would allow the facility's owner and operator, BFI of Illinois Inc., a subsidiary of Browning-Ferris Industries Inc., of Houston, to expand the disposal area from 80 to 372 acres, total landfill area from 995 to 1,038 acres, and raise peak elevation from 813.5 to 915 feet. With a design capacity of 84.6 million airspace cubic yards, the facility has become the state's largest landfill.

Six months later, BFI made an abrupt U-turn when it announced plans to temporarily close Spoon Ridge on June 30, 1998, for one to three years as part of a nationwide effort to cut costs. BFI officials said, in published reports, it will use the time to continue developing transfer stations and securing waste contracts that will eventually allow wastes from greater Chicago area and southeastern Wisconsin to be transported to Spoon Ridge.

Delegated inspections performed in Tazewell County

The Illinois EPA has delegated inspection authority to Tazewell County Health Department for duties usually performed by the Agency's field office, such as investigating all reports of open dumping and other land pollution incidents, and for inspecting the county's two active and two closed landfills and one composting facility.

Transfer station activity was low. . .

Two municipally owned and operated transfer stations handled almost 16,000 tons of waste, an amount equal to less than one percent of municipal solid wastes landfilled in the region during 1997.

Transfer Stations: Wastes Handled 1997

| | Municipality | County | Tons |
|---------------------|--------------|--------|---------------|
| Kewanee Solid Waste | Kewanee | Henry | 7,900 |
| Monmouth Municipal | Monmouth | Warren | 7,800 |
| Wigand ¹ | Chillecothe | Peoria | N/A |
| Total | | | 15,700 |

¹Newly permitted to operate on Mar. 13, 1998.

Region Three: Peoria/Quad Cities

... and so was composting

Six of the region's compost facilities processed more than 19,500 tons of landscape wastes during 1997.

Compost Facilities: Wastes Accepted 1997

| | Municipality | County | Tons |
|-----------------------------------|--------------|-------------|---------------|
| Knox County Landfill | Wataga | Knox | 1,933 |
| Monmouth Municipal | Monmouth | Warren | 3,013 |
| Pekin Composting | Pekin | Tazewell | 2,480 |
| Peoria City/Co. LF #1 | Brimfield | Peoria | 8,317 |
| Quad Cities Landfill ¹ | Milan | Rock Island | 120 |
| Spoon Ridge Landfill | Fairview | Fulton | 0 |
| Upper Rock Island Co. | East Moline | Rock Island | 3,841 |
| Total | | | 19,704 |

¹Closed Apr. 1, 1997.

Recycling rates range from two to 45 percent

While the Agency does not regulate recycling, it does survey recycling coordinators statewide. Those in Region Three reported recycling rates ranging from two to 45 percent. However, recycling data from Fulton, Hancock and Woodford counties are six to ten years out of date. Thus, the regional average recycling rate of 26 percent cannot correctly be viewed at the average rate for 1997. ♦

Municipal Wastes Recycled

| County | Estimated Population as of 7-1-97 | Waste Generated | | Waste Recycled | |
|------------------------------|-----------------------------------|-----------------|-----|----------------|-------------------------|
| | | Tons | PCD | Tons | Percent |
| Fulton | 38,405 | 36,607 | 5.3 | 1,358 | 4% |
| Hancock | 21,146 | 15,602 | 4 | 280 | 2% |
| Henderson ^{1&2} | 8,637 | 7,911 | 5.4 | 802 | 10% |
| Henry ^{1&2} | 51,453 | 33,000 | 3.5 | 2,389 | 7% |
| Knox ^{1&2} | 55,559 | 50,427 | 4.9 | 6,992 | 14% |
| Marshall ¹ | 12,858 | 9,337 | 4 | 628 | 7% |
| McDonough ¹ | 34,086 | 25,134 | 3.9 | 4,934 | 19% |
| Mercer ¹ | 17,544 | 5,124 | 1.6 | 359 | 7% |
| Peoria ² | 182,657 | 233,036 | 6.9 | 90,000 | 39% |
| Rock Island | 148,277 | 239,392 | 8.8 | 69,679 | 29% |
| Stark ¹ | 6,344 | 3,502 | 3 | 95 | 3% |
| Tazewell | 128,521 | 148,936 | 6.4 | 33,000 | 22% |
| Warren ¹ | 18,777 | 13,293 | 3.9 | 6,048 | 45% |
| Woodford | 34,776 | 36,519 | 6.1 | 3,051 | 8% |
| Totals | 759,040 | 857,820 | | 219,615 | 26% ³ |

¹Has residential recycling ordinance.

²Has commercial recycling ordinance.

³Regional average.

Municipal Waste Management Plans

The Solid Waste Planning and Recycling Act required all Illinois counties and the city of Chicago to develop, adopt and implement 20-year municipal waste management plans.

Plans include programs and recommendations to achieve solid waste management goals, which typically include waste reduction, recycling, incineration and landfilling as program options.

The law requires each plan to include a program designed to recycle 15 percent of municipal wastes by the end of the third year of the program and 25 percent of municipal wastes by the end of the fifth year, depending upon the availability of markets.

Every five years each plan must identify changes in planning areas, evaluate progress in plan implementation and, if necessary, revise plan recommendations and goals. The county also has the option of updating its solid waste generation rate. The plan is then submitted to the Illinois EPA for review and comment.

Five year plan updates have been adopted by Peoria, Rock Island and Tazewell counties.

Questions concerning these plans and their availability should be directed to the appropriate local administrators listed in Appendix K.

Details concerning Region Three landfills and transfer stations follow on pages R3.6 through R3.20.

Envirofil of Illinois Landfill

| | |
|--------------------|---|
| County | McDonough |
| Municipality | Macomb |
| Location | 13998 E. 1400th St. |
| Location | 309-833-4779 |
| Hours of operation | Mon.-Fri.: 7 a.m. - 5 p.m.; Sat.: 8 a.m. - noon |
| Wastes accepted | Municipal, nonhazardous special, C & D debris |
| Tipping fee | \$22 per ton |
| Owner | Envirofil of Illinois Inc.* |
| Operator | Envirofil of Illinois Inc. |

*A subsidiary of USA Waste.

Facility Facts

| | |
|---|-------------|
| Identification number | 1098100003 |
| Design capacity, airspace cu.yds. | 3,425,400 |
| Total permitted landfill area, acres | 76 |
| Permitted disposal area, acres | 53 |
| Highest permitted elevation, feet (msl) | 744 |
| Leachate monitoring stations | 8 |
| Groundwater monitoring wells | 25 |
| Methane collection system | None |
| Years remaining, estimated by landfill | 4 |
| Date/year to open — date/year to close | 1974 - 2002 |

Wastes Received: 1995, 1996, 1997

| | TOTAL WASTES ACCEPTED | | | OUT-OF-STATE WASTES ACCEPTED | | |
|------|-----------------------|---------|----------|------------------------------|-------|------------|
| | gate cu. yds. | tons | tons/day | gate cu. yds. | tons | % of total |
| 1995 | 204,645 | 62,014 | 239 | 2,198 | 666 | 1 |
| 1996 | 325,806 | 98,729 | 380 | 3,234 | 980 | 1 |
| 1997 | 350,150 | 106,106 | 408 | 7,247* | 2,196 | 2 |

*State of origin: Iowa, Missouri.

Remaining Capacities: Jan. 1, 1997, and Jan. 1, 1998

| | | |
|-------------------------------------|-----------|-----------|
| 1997 certified gate cu. yds. (tons) | 1,378,000 | (418,000) |
| 1998 certified gate cu. yds. (tons) | 1,234,000 | (374,000) |

Audits and Inspections

| | |
|------------------------------------|--------------------------------------|
| Solid Waste Mgt. Fees paid in 1997 | \$98,801 |
| Last audited by Illinois EPA | 3-24-98 |
| Facility inspected by | Illinois EPA, Peoria Regional Office |

Contacts

Owner

Envirofil of Illinois Inc.*
13998 E. 1400th St., Box 375
Macomb, Ill. 61455
309-833-4779

Operator

Envirofil of Illinois Inc.
13998 E. 1400th St., Box 375
Macomb, Ill. 61455
309-833-4779

*A subsidiary of USA Waste Services Inc., 1001 Fannin, Suite 4000, Houston, Texas 77002 • 713-512-6200

Henry County Landfill #2 (inactive)

| | |
|--------------------|-----------------------------|
| County | Henry |
| Municipality | Atkinson |
| Location | 136 Commercial Drive |
| Location | 309-936-7468 |
| Hours of operation | Mon.-Fri.: 7 a.m. - 3 p.m.* |
| Wastes accepted | Municipal, C & D debris |
| Tipping fee | \$35 per ton |
| Owner | Atkinson Landfill Co. |
| Operator | Atkinson Landfill Co. |

*Facility temporarily ceased accepting waste on 6-16-97.

Facility Facts

| | |
|---|----------------|
| Identification number | 0730200003 |
| Design capacity, airspace cu.yds. | N/A |
| Total permitted landfill area, acres | 35 |
| Permitted disposal area, acres | 17 |
| Highest permitted elevation, feet (msl) | 676 |
| Leachate monitoring stations | N/A |
| Groundwater monitoring wells | 7 |
| Methane collection system | None |
| Years remaining, estimated by landfill | 0 |
| Date/year to open — date/year to close | 1980 - 6-16-97 |

Wastes Received: 1995, 1996, 1997

| | TOTAL WASTES ACCEPTED | | | OUT-OF-STATE WASTES ACCEPTED | | |
|------|-----------------------|--------|----------|------------------------------|------|------------|
| | gate cu. yds. | tons | tons/day | gate cu. yds. | tons | % of total |
| 1995 | 53,424 | 16,189 | 62 | 0 | 0 | 0 |
| 1996 | 6,088 | 1,845 | 7 | 0 | 0 | 0 |
| 1997 | 816 | 247 | <1 | 0 | 0 | 0 |

Remaining Capacities: Jan. 1, 1997, and Jan. 1, 1998

| | | |
|-------------------------------------|-----------|-----------|
| 1997 certified gate cu. yds. (tons) | 1,142,000 | (346,000) |
| 1998 certified gate cu. yds. (tons) | 0 | (0) |

Audits and Inspections

| | |
|------------------------------------|--------------------------------------|
| Solid Waste Mgt. Fees paid in 1997 | \$163 |
| Last audited by Illinois EPA | 7-2-96 |
| Facility inspected by | Illinois EPA, Peoria Regional Office |

Contacts

Owner

Atkinson Landfill Co.
200 N. Talman Ave.
Chicago, Ill. 60612
773-638-7676

Operator

Atkinson Landfill Co.
200 N. Talman Ave.
Chicago, Ill. 60612
773-638-7676

Knox County Landfill #3

| | |
|--------------------|---|
| County | Knox |
| Municipality | Wataga |
| Location | 996 Knox Road 2150 North |
| Location | 309-343-3121 |
| Hours of operation | Mon.-Fri.: 8 a.m. - 4 p.m.; Sat.: 8 a.m. - noon |
| Wastes accepted | Municipal, nonhazardous special, C & D debris |
| Tipping fee | \$22.50 per ton |
| Owner | Knox County Landfill Committee |
| Operator | Knox County Landfill Department |

Facility Facts

| | |
|---|-------------------|
| Identification number | 0958160003 |
| Design capacity, airspace cu.yds. | 680,000* |
| Total permitted landfill area, acres | 120 |
| Permitted disposal area, acres | 40 |
| Highest permitted elevation, feet (msl) | 840 |
| Leachate monitoring stations | 1 |
| Groundwater monitoring wells | 8 |
| Methane collection system | Under development |
| Years remaining, estimated by landfill | 11 |
| Date/year to open — date/year to close | 1982 - 2008 |

*Cells 4-5 expected to be completed by end of 1997. Cells 1-3 expected to be filled by March 1998.

Wastes Received: 1995, 1996, 1997

| | TOTAL WASTES ACCEPTED | | | OUT-OF-STATE WASTES ACCEPTED | | |
|------|-----------------------|--------|----------|------------------------------|------|------------|
| | gate cu. yds. | tons | tons/day | gate cu. yds. | tons | % of total |
| 1995 | 193,006 | 58,487 | 225 | 169 | 51 | <1 |
| 1996 | 164,132 | 49,737 | 191 | 241 | 73 | <1 |
| 1997 | 159,908 | 48,457 | 186 | 495* | 150 | <1 |

*State of origin: Iowa

Remaining Capacities: Jan. 1, 1997, and Jan. 1, 1998

| | | |
|-------------------------------------|-----------|------------|
| 1997 certified gate cu. yds. (tons) | 2,878,000 | (872,000*) |
| 1998 certified gate cu. yds. (tons) | 1,750,000 | (530,303) |

*Includes cells 4-5, which were expected to be completed by end of 1997.

Audits and Inspections

| | |
|------------------------------------|--------------------------------------|
| Solid Waste Mgt. Fees paid in 1997 | \$44,751 |
| Last audited by Illinois EPA | 3-12-96 |
| Facility inspected by | Illinois EPA, Peoria Regional Office |

Contacts

Owner

Knox County Landfill Committee
Knox County Courthouse
Galesburg, Ill. 61401
309-341-0901

Operator

Knox County Landfill Department
519 McClure St.
Galesburg, Ill. 61401
309-341-0901

Pekin Landfill (inactive)

| | |
|--------------------|---|
| County | Tazewell |
| Municipality | Pekin |
| Location | 11916 Towerline Road |
| Location | 309-348-3679 |
| Hours of operation | Mon.-Fri.: 7:30 a.m. - 3:30 p.m. |
| Wastes accepted | Municipal, nonhazardous special, C & D debris |
| Tipping fee | \$6.50 per cubic yard |
| Owner | Eloyd and Frances Simpson |
| Operator | Waste Professionals Inc. |

Facility Facts

| | |
|---|------------------|
| Identification number | 1798050001 |
| Design capacity, airspace cu.yds. | 3,432,234 |
| Total permitted landfill area, acres | 103 |
| Permitted disposal area, acres | 47 |
| Highest permitted elevation, feet (msl) | 650 |
| Leachate monitoring stations | 3 |
| Groundwater monitoring wells | 8 |
| Methane collection system | None |
| Years remaining, estimated by landfill | <1 |
| Date/year to open — date/year to close | 1970 - 11-18-98* |

*On 2-19-98, facility received adjusted standard from Illinois Pollution Control Board to remain open to 11-18-98.

Wastes Received: 1995, 1996, 1997

| | TOTAL WASTES ACCEPTED | | | OUT-OF-STATE WASTES ACCEPTED | | |
|------|-----------------------|--------|----------|------------------------------|--------|------------|
| | gate cu. yds. | tons | tons/day | gate cu. yds. | tons | % of total |
| 1995 | 215,275 | 65,235 | 251 | 64,529 | 19,554 | 30 |
| 1996 | 149,588 | 45,330 | 174 | 6,250 | 1,894 | 4 |
| 1997 | 149,817 | 45,399 | 175 | 1,440* | 436 | 1 |

States of origin: Indiana, Kentucky, Michigan, Ohio, Wisconsin

Remaining Capacities: Jan. 1, 1997, and Jan. 1, 1998

| | | |
|-------------------------------------|---------|----------|
| 1997 certified gate cu. yds. (tons) | 273,000 | (83,000) |
| 1998 certified gate cu. yds. (tons) | 127,000 | (38,000) |

Audits and Inspections

| | |
|------------------------------------|-----------------------------------|
| Solid Waste Mgt. Fees paid in 1997 | \$25,000 |
| Last audited by Illinois EPA | 8-27-96 |
| Facility inspected by | Tazewell County Health Department |

Contacts

Owner

Eloyd and Frances Simpson
11916 Towerline Road
Pekin, Ill. 61554
309-348-3679

Operator

Waste Professionals Inc.
11916 Towerline Road
Pekin, Ill. 61554
309-348-3679

Peoria City/County Landfill #1 (closed)

| | |
|--------------------|---|
| County | Peoria |
| Municipality | Edwards |
| Location | Cotton Road, Rural Route 2, Box 99AA |
| Location | 309-688-0760 |
| Hours of operation | N/A |
| Wastes accepted | Municipal, nonhazardous special |
| Tipping fee | \$18.50 per ton |
| Owner | City and County of Peoria, Joint Solid Waste Disposal Board |
| Operator | Peoria City/County Landfill Inc.* |

*A subsidiary of Peoria Disposal Co.

Facility Facts

| | |
|---|-------------------------|
| Identification number | 1438160002 |
| Design capacity, airspace cu.yds. | 7,000,000 |
| Total permitted landfill area, acres | 152 |
| Permitted disposal area, acres | 102 |
| Highest permitted elevation, feet (msl) | 692 |
| Leachate monitoring stations | 6 |
| Groundwater monitoring wells | 22 |
| Methane collection system | Gas-to-energy (planned) |
| Years remaining, estimated by landfill | 0 |
| Date/year to open — date/year to close | 1975 - 4-10-98 |

Wastes Received: 1995, 1996, 1997

| | TOTAL WASTES ACCEPTED | | | OUT-OF-STATE WASTES ACCEPTED | | |
|------|-----------------------|---------|----------|------------------------------|------|------------|
| | gate cu. yds. | tons | tons/day | gate cu. yds. | tons | % of total |
| 1995 | 722,838 | 219,042 | 842 | 96 | 0 | <1 |
| 1996 | 812,592 | 246,240 | 947 | 0 | 0 | 0 |
| 1997 | 621,399 | 188,303 | 724 | 0 | 0 | 0 |

Remaining Capacities: Jan. 1, 1997, and Jan. 1, 1998

| | | |
|-------------------------------------|---------|-----------|
| 1997 certified gate cu. yds. (tons) | 725,000 | (220,000) |
| 1998 certified gate cu. yds. (tons) | 72,000 | (22,000) |

Audits and Inspections

| | |
|------------------------------------|--------------------------------------|
| Solid Waste Mgt. Fees paid in 1997 | \$163,298 |
| Last audited by Illinois EPA | 8-12-95 |
| Facility inspected by | Illinois EPA, Peoria Regional Office |

Contacts

| Owner | Operator |
|--|-----------------------------------|
| Peoria City/County Joint Solid Waste Disp. Board | Peoria City/County Landfill Inc.* |
| 419 Fulton St. | Box 9071 |
| Peoria, Ill. 61612 | Peoria, Ill. 61612 |
| 309-672-8537 | 309-676-4893 |

*A subsidiary of Peoria Disposal Co., 4700 N. Sterling Ave., Peoria, Ill. 61614 • 309-676-4893.

Peoria City/County Landfill #2 (new)

| | |
|--------------------|--|
| County | Peoria |
| Municipality | Brimfield |
| Location | 1501 W. Cottonwood Road |
| Location | 309-565-4281 |
| Hours of operation | N/A |
| Wastes accepted | Municipal, nonhazardous special |
| Tipping fee | N/A |
| Owner | City and County of Peoria Joint Solid Waste Disposal Board |
| Operator | Waste Management of Illinois Inc. |

Facility Facts

| | |
|---|---------------|
| Identification number | 1438165003 |
| Design capacity, airspace cu.yds. | 7,500,000 |
| Total permitted landfill area, acres | 99.6 |
| Permitted disposal area, acres | 60 |
| Highest permitted elevation, feet (msl) | 782 |
| Leachate monitoring stations | 4 |
| Groundwater monitoring wells | 22 |
| Methane collection system | None |
| Years remaining, estimated by landfill | 20 |
| Date/year to open — date/year to close | 3-9-98 - 2018 |

Wastes Received: 1995, 1996, 1997

| | TOTAL WASTES ACCEPTED | | | OUT-OF-STATE WASTES ACCEPTED | | |
|------|-----------------------|------|----------|------------------------------|------|------------|
| | gate cu. yds. | tons | tons/day | gate cu. yds. | tons | % of total |
| 1995 | 0 | 0 | 0 | 0 | 0 | 0 |
| 1996 | 0 | 0 | 0 | 0 | 0 | 0 |
| 1997 | 0 | 0 | 0 | 0 | 0 | 0 |

Remaining Capacities: Jan. 1, 1997, and Jan. 1, 1998

| | | |
|-------------------------------------|----|-----|
| 1997 certified gate cu. yds. (tons) | 0 | (0) |
| 1998 certified gate cu. yds. (tons) | 0* | (0) |

*Site did not report available capacity on Jan. 1, 1998.

Audits and Inspections

| | |
|------------------------------------|--------------------------------------|
| Solid Waste Mgt. Fees paid in 1997 | N/A |
| Last audited by Illinois EPA | N/A |
| Facility inspected by | Illinois EPA, Peoria Regional Office |

Contacts

Owner

Peoria City/County Joint Solid Waste Disp. Board
419 Fulton St.
Peoria, Ill. 61612
309-672-8537

Operator

Waste Management of Illinois Inc.
3550 E. Washington St.
East Peoria, Ill. 61611
309-694-0275

Peoria Disposal Co. #1

| | |
|--------------------|----------------------------------|
| County | Peoria |
| Municipality | Peoria |
| Location | 4349 W. Southport Road |
| Location | 309-674-4238 |
| Hours of operation | Mon.-Fri.: 7 a.m. - 3:30 p.m. |
| Wastes accepted | Nonhazardous special, hazardous* |
| Tipping fee | \$100 per ton |
| Owner | Peoria Disposal Co. |
| Operator | Peoria Disposal Co. |

*Permitted to accept hazardous wastes.

Facility Facts

| | |
|---|-------------|
| Identification number | 1438120003 |
| Design capacity, airspace cu.yds. | 1,847,000 |
| Total permitted landfill area, acres | 90 |
| Permitted disposal area, acres | 74 |
| Highest permitted elevation, feet (msl) | 670 |
| Leachate monitoring stations | 9 |
| Groundwater monitoring wells | 26 |
| Methane collection system | None |
| Years remaining, estimated by landfill | 22 |
| Date/year to open — date/year to close | 1979 - 2019 |

Wastes Received: 1995, 1996, 1997

| | TOTAL WASTES ACCEPTED | | | OUT-OF-STATE WASTES ACCEPTED | | |
|------|-----------------------|--------|----------|------------------------------|--------|------------|
| | gate cu. yds. | tons | tons/day | gate cu. yds. | tons | % of total |
| 1995 | 65,305 | 19,789 | 76 | 26,117 | 7,914 | 40 |
| 1996 | 71,279 | 21,600 | 83 | 28,225 | 8,553 | 40 |
| 1997 | 85,482 | 25,904 | 100 | 46,580* | 14,115 | 55 |

*States of origin: Arkansas, Indiana, Iowa, Kansas, Kentucky, Minnesota, Missouri, Nebraska, Ohio, Pennsylvania, Tennessee, Wisconsin

Remaining Capacities: Jan. 1, 1997, and Jan. 1, 1998

| | | |
|-------------------------------------|-----------|-----------|
| 1997 certified gate cu. yds. (tons) | 1,499,000 | (454,000) |
| 1998 certified gate cu. yds. (tons) | 1,839,000 | (557,000) |

*No compaction; gate cubic yards equal in-place cubic yards.

Audits and Inspections

| | |
|------------------------------------|--------------------------------------|
| Solid Waste Mgt. Fees paid in 1997 | Prepaid* |
| Last audited by Illinois EPA | 7-2-96 |
| Facility inspected by | Illinois EPA, Peoria Regional Office |

*Facility overpaid fees in 1994 and continues to receive credits for wastes disposed.

Contacts

Owner

Peoria Disposal Co.
4700 N. Sterling Ave., Box 9071
Peoria, Ill. 61614
309-676-4893

Operator

Peoria Disposal Co.
4700 North Sterling Ave., Box 9071
Peoria, Ill. 61614
309-676-4893

Quad Cities Landfill

| | |
|---------------------------|--|
| County | Rock Island |
| Municipality | Milan |
| Location | 13606 Knoxville Road |
| Location | 309-787-2303 |
| Hours of operation | Mon.-Fri.: 7 a.m. - 4 p.m.; Sat.: 7 a.m. - noon* |
| Wastes accepted | Municipal, nonhazardous special |
| Tipping fee | \$8 per cubic yard |
| Owner | BFI Waste Systems of North America Inc.* |
| Operator | BFI Waste Systems of North America Inc. |

*For Phases 1-3; Mon.-Sat.: 5 a.m. - 6 p.m. for Phase 4.

Facility Facts

| | |
|--|---|
| Identification number | 1610400007 (Phase 1-3); 1610400018 (Phase 4) |
| Design capacity, airspace cu.yds. | 9,120,000 for Phases 1-3; 7,545,000 for Phase 4 |
| Total permitted landfill area, acres | 411 |
| Permitted disposal area, acres | 172 |
| Highest permitted elevation, feet (msl) | 775, for Phases 1-3; 825 of Phase 4 |
| Leachate monitoring stations | 19, for Phases 1-3; Phase 4 expected to add 3 more |
| Groundwater monitoring wells | 30, for Phases 1-3; Phase 4 expected to add 20 more |
| Methane collection system | Gas-to-energy (planned) |
| Years remaining, estimated by landfill | 25 |
| Date/year to open — date/year to close | 1983 - 2022 |

Wastes Received: 1995, 1996, 1997

| | TOTAL WASTES ACCEPTED | | | OUT-OF-STATE WASTES ACCEPTED | | |
|-------------|-----------------------|---------|----------|------------------------------|---------|------------|
| | gate cu. yds. | tons | tons/day | gate cu. yds. | tons | % of total |
| 1995 | 689,902 | 209,061 | 804 | 311,001 | 94,243 | 45 |
| 1996 | 651,962 | 197,564 | 760 | 363,527 | 110,160 | 56 |
| 1997 | 663,040 | 200,921 | 773 | 410,357* | 124,351 | 62 |

States of origin: Iowa, Minnesota, Wisconsin

Remaining Capacities: Jan. 1, 1997, and Jan. 1, 1998

| | | |
|--|------------|-------------|
| 1997 certified gate cu. yds. (tons) | 16,112,000 | (4,882,000) |
| 1998 certified gate cu. yds. (tons) | 16,521,000 | (5,006,000) |

Audits and Inspections

| | |
|---|--------------------------------------|
| Solid Waste Mgt. Fees paid in 1997 | \$126,413 |
| Last audited by Illinois EPA | 12-9-97 |
| Facility inspected by | Illinois EPA, Peoria Regional Office |

Contacts

Owner

BFI Waste Systems of North America Inc.*
13606 Knoxville Road
Milan, Ill. 61264
309-787-2303

Operator

BFI Waste Systems of North America Inc.
13606 Knoxville Road
Milan, Ill. 61264
309-787-2303

*A subsidiary of Browning-Ferris Industries Inc., 757 N. Eldridge, Houston, Texas 77079 • 281-870-8100.

Spoon Ridge Landfill (inactive)

| | |
|--------------------|--|
| County | Fulton |
| Municipality | Fairview |
| Location | Route 1, Highway 97 North |
| Location | 309-778-2787 |
| Hours of operation | N/A |
| Wastes accepted | Municipal, nonhazardous special |
| Tipping fee | \$22.50 per ton |
| Owner | BFI Waste Systems of North America Inc.* |
| Operator | BFI Waste Systems of North America Inc. |

*Ceased taking waste on 6-30-98; plans to reopen in 2000 or 2001.

Facility Facts

| | |
|---|----------------|
| Identification number | 0578080002 |
| Design capacity, airspace cu.yds. | 84,620,000 |
| Total permitted landfill area, acres | 1,038 |
| Permitted disposal area, acres | 372 |
| Highest permitted elevation, feet (msl) | 915 |
| Leachate monitoring stations | 19 |
| Groundwater monitoring wells | 32 |
| Methane collection system | None |
| Years remaining, estimated by landfill | 43* |
| Date/year to open — date/year to close | 5-31-93 - 2041 |

*75-million in-place cu.-yd. expansion permit granted 12-12-97; facility increased estimated lifetime by 35 years.

Wastes Received: 1995, 1996, 1997

| | TOTAL WASTES ACCEPTED | | | OUT-OF-STATE WASTES ACCEPTED | | |
|------|-----------------------|--------|----------|------------------------------|--------|------------|
| | gate cu. yds. | tons | tons/day | gate cu. yds. | tons | % of total |
| 1995 | 193,096 | 58,514 | 225 | 43,670 | 13,233 | 23 |
| 1996 | 88,923 | 26,946 | 104 | 9,674 | 2,932 | 11 |
| 1997 | 75,253 | 22,804 | 88 | 0 | 0 | 0 |

Remaining Capacities: Jan. 1, 1997, and Jan. 1, 1998

| | | |
|-------------------------------------|-------------|--------------|
| 1997 certified gate cu. yds. (tons) | 16,536,000 | (5,011,000) |
| 1998 certified gate cu. yds. (tons) | 130,499,000 | (39,545,000) |

Audits and Inspections

| | |
|------------------------------------|--------------------------------------|
| Solid Waste Mgt. Fees paid in 1997 | \$4,858 |
| Last audited by Illinois EPA | 6-4-97 |
| Facility inspected by | Illinois EPA, Peoria Regional Office |

Contacts

Owner

BFI Waste Systems of North America Inc.*
Route 1, Highway 97 North
Fairview, Ill. 61432
309-778-2787

Operator

BFI Waste Systems of North America Inc.
Route 1, Highway 97 North
Fairview, Ill. 61432
309-778-2787

*A subsidiary of Browning-Ferris Industries Inc., 757 N. Eldridge, Houston, Texas 77079 • 281-870-8100

Tazewell Recycling and Disposal Facility

| | |
|---------------------------|---|
| County | Tazewell |
| Municipality | East Peoria |
| Location | 3550 E. Washington St. |
| Location | 309-694-0295 |
| Hours of operation | Mon.-Fri.: 6:30 a.m. - 4 p.m.; Sat.: 7 a.m. - 11:30 a.m. |
| Wastes accepted | Municipal, nonhazardous special, liquids for solidification |
| Tipping fee | \$18.50 per ton |
| Owner | Waste Management of Illinois Inc. |
| Operator | Waste Management of Illinois Inc. |

Facility Facts

| | |
|--|---------------|
| Identification number | 1798060004 |
| Design capacity, airspace cu.yds. | 4,807,000 |
| Total permitted landfill area, acres | 154 |
| Permitted disposal area, acres | 110 |
| Highest permitted elevation, feet (msl) | 767 |
| Leachate monitoring stations | 4 |
| Groundwater monitoring wells | 19 |
| Methane collection system | Gas-to-energy |
| Years remaining, estimated by landfill | 3 |
| Date/year to open — date/year to close | 1982 - 2000 |

Wastes Received: 1995, 1996, 1997

| | <u>TOTAL WASTES ACCEPTED</u> | | | <u>OUT-OF-STATE WASTES ACCEPTED</u> | | |
|-------------|------------------------------|---------|----------|-------------------------------------|------|------------|
| | gate cu. yds. | tons | tons/day | gate cu. yds. | tons | % of total |
| 1995 | 1,523,649 | 461,712 | 1,776 | 0 | 0 | 0 |
| 1996 | 2,196,815 | 665,702 | 2,560 | 0 | 0 | 0 |
| 1997 | 2,137,617 | 648,000 | 2,492 | 0 | 0 | 0 |

Remaining Capacities: Jan. 1, 1997, and Jan. 1, 1998

| | | |
|--|-----------|-------------|
| 1997 certified gate cu. yds. (tons) | 6,518,000 | (1,975,000) |
| 1998 certified gate cu. yds. (tons) | 5,583,000 | (1,692,000) |

Audits and Inspections

| | |
|---|-----------------------------------|
| Solid Waste Mgt. Fees paid in 1997 | \$423,055 |
| Last audited by Illinois EPA | 2-17-98 |
| Facility inspected by | Tazewell County Health Department |

Contacts

Owner

Waste Management of Illinois Inc.
2 Westbrook Corporate Center, Suite 1000
Westchester, Ill. 60154
708-409-0700

Operator

Waste Management of Illinois Inc.
2 Westbrook Corporate Center, Suite 1000
Westchester, Ill. 60154
708-409-0700

Upper Rock Island County Landfill

| | |
|---------------------------|---|
| County | Rock Island |
| Municipality | East Moline |
| Location | 17201 20th Ave. North |
| Location | 309-496-2396 |
| Hours of operation | Mon.-Fri.: 7 a.m. - 4 p.m.; Sat.: 7 a.m. - noon |
| Wastes accepted | Municipal, nonhazardous special |
| Tipping fee | \$22 per ton |
| Owner | Upper Rock Island County Landfill Inc.* |
| Operator | Upper Rock Island County Landfill Inc. |

*A subsidiary of Allied Waste Industries Inc.

Facility Facts

| | |
|--|----------------------------------|
| Identification number | 1618100014 |
| Design capacity, airspace cu.yds. | 7,071,000 |
| Total permitted landfill area, acres | 195 |
| Permitted disposal area, acres | 97 |
| Highest permitted elevation, feet (msl) | 742 |
| Leachate monitoring stations | 10 |
| Groundwater monitoring wells | 14 currently, 12 to be installed |
| Methane collection system | Gas-to-energy |
| Years remaining, estimated by landfill | 25 |
| Date/year to open — date/year to close | 12-31-81 - 2022 |

Wastes Received: 1995, 1996, 1997

| | TOTAL WASTES ACCEPTED | | | OUT-OF-STATE WASTES ACCEPTED | | |
|-------------|-----------------------|---------|----------|------------------------------|--------|------------|
| | gate cu. yds. | tons | tons/day | gate cu. yds. | tons | % of total |
| 1995 | 558,843 | 169,346 | 651 | 22,397 | 6,787 | 4 |
| 1996 | 621,817 | 188,429 | 725 | 91,704 | 27,789 | 15 |
| 1997 | 668,363 | 202,534 | 779 | 78,563* | 23,807 | 12 |

States of origin: Indiana, Iowa

Remaining Capacities: Jan. 1, 1997, and Jan. 1, 1998

| | | |
|--|------------|-------------|
| 1997 certified gate cu. yds. (tons) | 17,945,000 | (5,438,000) |
| 1998 certified gate cu. yds. (tons) | 16,604,000 | (5,032,000) |

Audits and Inspections

| | |
|---|--------------------------------------|
| Solid Waste Mgt. Fees paid in 1997 | \$161,529 |
| Last audited by Illinois EPA | 2-24-98 |
| Facility inspected by | Illinois EPA, Peoria Regional Office |

Contacts

Owner

Upper Rock Island County Landfill Inc.*
17201 20th Ave. North
East Moline, Ill. 61244
309-496-2396

Operator

Upper Rock Island County Landfill Inc.
17201 20th Ave. North
East Moline, Ill. 61244
309-496-2396

*A subsidiary of Allied Waste Industries Inc., 15880 N. Greenway Hayden Loop, Suite 100, Scottsdale, Ariz. 85260 • 602-423-2946. Regional office: 3837 W. 127th St., Alsip, Ill. 60803 • 708-824-3060.

Watts Landfill (inactive*)

| | |
|--------------------|---|
| County | Rock Island |
| Municipality | Taylor Ridge |
| Location | 8400 77th St. West |
| Location | 309-798-2266 |
| Hours of operation | Mon.-Fri.: 6 a.m. - 4 p.m.; Sat.: 7 a.m. - noon |
| Wastes accepted | Municipal, nonhazardous special |
| Tipping fee | \$6.55 per cubic yard |
| Owner | E.S.G. Watts Inc. |
| Operator | E.S.G. Watts Inc. |

*Permit revoked on 2-5-98 by order of Illinois Pollution Control Board; facility ceased accepting wastes on 3-20-98.

Facility Facts

| | |
|---|------------------------------------|
| Identification number | 161800001 |
| Design capacity, airspace cu.yds. | N/A |
| Total permitted landfill area, acres | 77 |
| Permitted disposal area, acres | 77 |
| Highest permitted elevation, feet (msl) | 760 |
| Leachate monitoring stations | 10 |
| Groundwater monitoring wells | 14 |
| Methane collection system | Gas-to-energy (under construction) |
| Years remaining, estimated by landfill | 2 |
| Date/year to open — date/year to close | 12-12-72 - 3-20-98* |

*On 1-1-98, facility estimated closing in July 1999.

Wastes Received: 1995, 1996, 1997

| | TOTAL WASTES ACCEPTED | | | OUT-OF-STATE WASTES ACCEPTED | | |
|------|-----------------------|---------|----------|------------------------------|--------|------------|
| | gate cu. yds. | tons | tons/day | gate cu. yds. | tons | % of total |
| 1995 | 479,348 | 145,257 | 559 | 212,302 | 64,334 | 44 |
| 1996 | 466,918 | 141,490 | 544 | 203,581 | 61,691 | 44 |
| 1997 | 476,583 | 144,419 | 555 | 179,924* | 54,522 | 38 |

States of origin: Iowa, Nebraska

Remaining Capacities: Jan. 1, 1997, and Jan. 1, 1998

| | | |
|-------------------------------------|-----------|-----------|
| 1997 certified gate cu. yds. (tons) | 1,430,000 | (433,000) |
| 1998 certified gate cu. yds. (tons) | 750,000 | (227,000) |

Audits and Inspections

| | |
|------------------------------------|--------------------------------------|
| Solid Waste Mgt. Fees paid in 1997 | \$213,827 |
| Last audited by Illinois EPA | 8-13-96 |
| Facility inspected by | Illinois EPA, Peoria Regional Office |

Contacts

Owner

E.S.G. Watts Inc.
8400 77th St. West
Taylor Ridge, Ill. 61284
309-798-2266

Operator

E.S.G. Watts Inc.
8400 77th St. West
Taylor Ridge, Ill. 61284
309-798-2266

Kewanee Solid Waste Transfer Station

| | |
|---------------------------|------------------------------|
| County | Henry |
| Municipality | Kewanee |
| Location | Fisher Avenue |
| Location | 309-852-5286 |
| Hours of operation | Mon. - Sat.: 8 a.m. - 2 p.m. |
| Wastes accepted | Municipal, C & D debris |
| Tipping fee | \$32.02/ton |
| Owner | City of Kewanee |
| Operator | City of Kewanee |

Facility Facts

| | |
|------------------------------|------------|
| Identification number | 0730650023 |
| Opened, year | 1993 |
| Facility acreage | 2.10 |

Wastes Received: 1996, 1997

| | <u>Tons per year</u> | <u>Tons per day (average)</u> |
|-------------|----------------------|-------------------------------|
| 1996 | 7,270 | 29 |
| 1997 | 7,900 | 32 |

Inspections

| | |
|------------------------------|--------------------------------------|
| Facility inspected by | Illinois EPA, Peoria Regional Office |
|------------------------------|--------------------------------------|

Contacts

| Owner | Operator |
|--|--|
| City of Kewanee 200 W. Third St. Kewanee 61443 309-852-2611 | City of Kewanee 200 W. Third St. Kewanee 61443 309-852-2611 |

Monmouth Municipal Transfer Station

| | |
|---------------------------|---|
| County | Warren |
| Municipality | Monmouth |
| Location | 836 186th Ave. |
| Location | 309-734-2515 |
| Hours of operation | Mon. - Fri.: 8 a.m. - 4 p.m.; Sat.: 8 a.m. - noon |
| Wastes accepted | Municipal |
| Tipping fee | \$20/cu yd |
| Owner | City of Monmouth |
| Operator | City of Monmouth |

Facility Facts

| | |
|------------------------------|------------|
| Identification number | 1878080001 |
| Opened, year | 1983 |
| Facility acreage | 3.5 |

Wastes Received: 1996, 1997

| | <u>Tons per year</u> | <u>Tons per day (average)</u> |
|-------------|----------------------|-------------------------------|
| 1996 | 3,900 | 15 |
| 1997 | 7,800 | 30 |

Inspections

| | |
|------------------------------|--------------------------------------|
| Facility inspected by | Illinois EPA, Peoria Regional Office |
|------------------------------|--------------------------------------|

Contacts

| Owner | Operator |
|---|---|
| City of Monmouth 112 N. Main St. Monmouth 61462 309-734-2141 | City of Monmouth 112 N. Main St. Monmouth 61462 309-734-2141 |

Wigand Recycling & Transfer Facility (new)

| | |
|---------------------------|--|
| County | Peoria |
| Municipality | Chillecothe |
| Location | 19908 N. Route 29 |
| Location | 309-688-0760 |
| Hours of operation | Mon.- Fri. 7 a.m.- 6 p.m.; Sat. 7a.m.- 2p.m. |
| Wastes accepted | Municipal |
| Tipping fee | N/A |
| Owner | Wigand Disposal Co.* |
| Operator | Wigand Disposal Co. |

*A subsidiary of Peoria Disposal Co.

Facility Facts

| | |
|------------------------------|------------|
| Identification number | 1430205031 |
| Opened, year | 1998* |
| Facility acreage | 2 |

*Permitted to operate on 3-13-98.

Wastes Received: 1996, 1997

| | <u>Tons per year</u> | <u>Tons per day (average)</u> |
|-------------|----------------------|-------------------------------|
| 1996 | N/A | N/A |
| 1997 | N/A | N/A |

Inspections

| | |
|------------------------------|--------------------------------------|
| Facility inspected by | Illinois EPA, Peoria Regional Office |
|------------------------------|--------------------------------------|

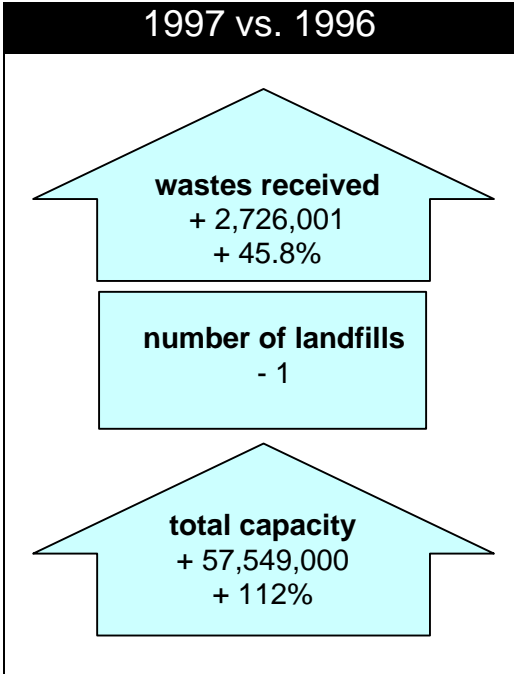
Contacts

| | |
|--|---|
| Owner | Operator |
| Wigand Disposal Co.* 4700 N. Sterling Ave. Peoria 61612-9071 309-688-0760 | Wigand Disposal Co. 4700 N. Sterling Ave. Peoria 61612-9071 309-688-0760 |

*A subsidiary of Peoria Disposal Co.

**Landfills
Transfer Stations
Compost Facilities**

Region Four: East Central Illinois



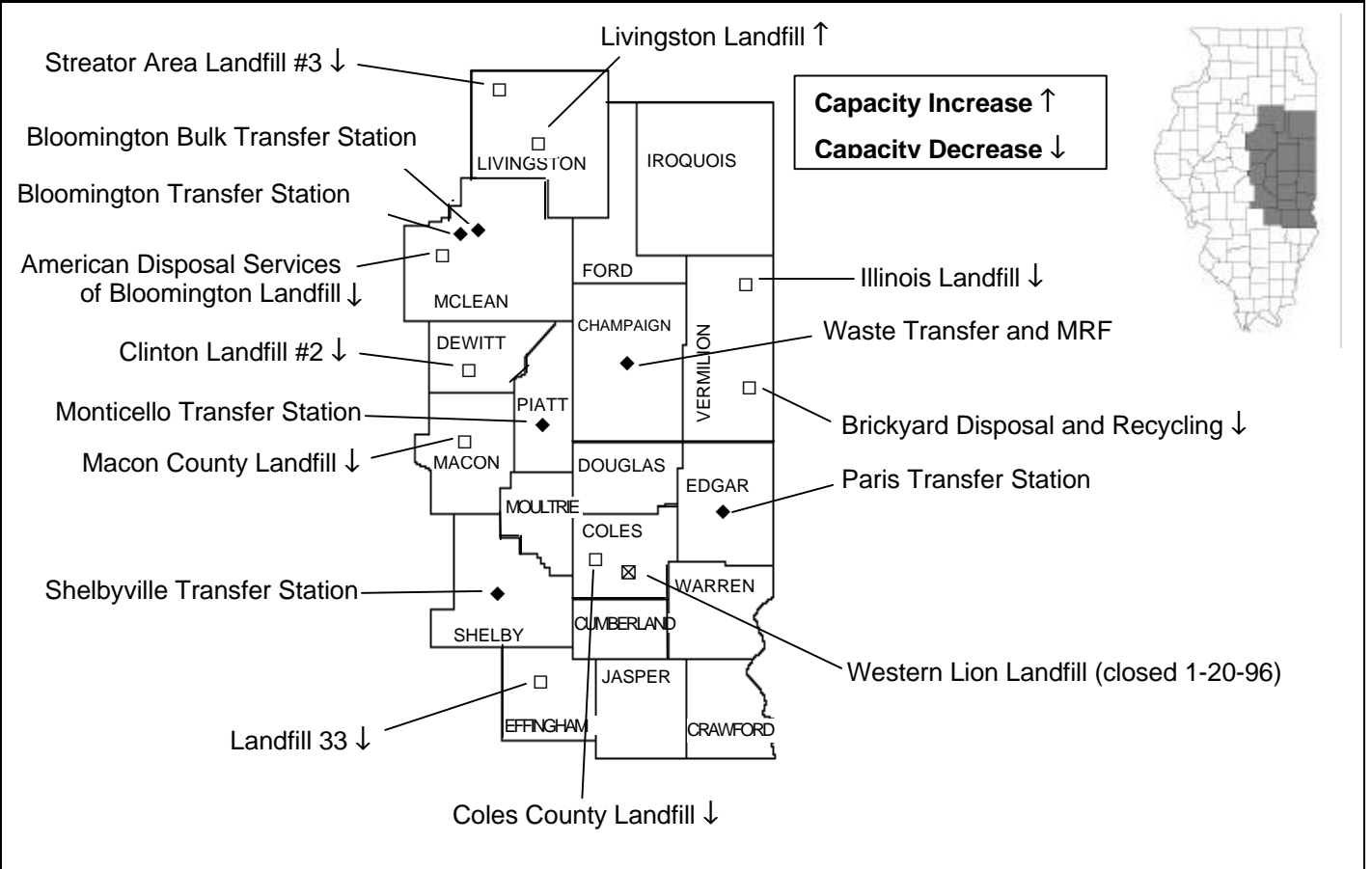
TWO OF THE STATE'S SEVEN REGIONS REPORTED GREATER landfill capacity than one million cubic yards at the end of 1997 than at the close of the previous year. Region Four showed an increase of 2.7 million gate cubic yards, or 45.8 percent, and Region Six (Metro E. St. Louis) had a gain of 1.2 million gate cubic yards, or 24.9 percent. Included in Region 4's figure is a 29 million in-place cubic yard expansion at Livingston Landfill, making it the second largest landfill in the state.

Two additional landfills in Region Four were granted permits for expansions totaling 16.5 million in-place cubic yards since the Agency required "snapshot" of available landfill capacity was taken on Jan. 1, 1998.

Illinois Landfill, Hoopeston, received a permit on Feb. 4, 1998, for a 15 million cubic yard expansion; and Macon County Landfill, Decatur, received a permit on June 1, 1998, for a 1.5 million cubic yard expansion.

With 57.5 million more cubic yards of capacity this year than last (a 112% increase) this Region is second to Region 3 (Peoria/Quad Cities) in Illinois in terms of capacity share.

Landfills and Transfer Stations: Active, Closed, Under Development



Region Four: East Central Illinois

Livingston Landfill dominated waste receipts & capacity. . .

During 1997, Region Four's nine active landfills accepted 8.7 million gate cubic yards of wastes, an increase of some 2.7 million cubic yards over 1996's total, a 45.8% increase.

Livingston Landfill accepted 5.4 million gate cubic yards of wastes, or about 63 percent of wastes landfilled in the region. Livingston led the region and ranked first in the state in wastes received during the year and second in the state in terms of capacity.

Following sharp declines in wastes accepted in recent years, American Disposal Services of Bloomington Landfill was 54th of 56 landfills that accepted wastes in 1997. In 1994, this facility took in more than 300,000 cubic yards, a number that plummeted to 6,893 cubic yards in 1995, and dropped to 1,180 cubic yards in 1997. Formerly known as Sexton/McLean County Landfill, this facility was acquired by American Disposal Services of Illinois Inc. and renamed in December 1997.

Macon and Vermilion counties have delegated duties

The Illinois EPA has delegated inspection authority to the Macon County Solid Waste Management Department and the Vermilion County Health Department.

Delegation agreements authorize these agencies to conduct many of the duties that would otherwise have to be performed by the Illinois EPA field office: investigating and enforcing suspected violations of land pollution laws and reports of open dumping, and inspecting landfills, transfer stations and compost facilities permitted through

| | |
|---------------------------------|----------------|
| Counties | 19 |
| Area (square miles) | 12,096 |
| Population (est.) | 849,354 |
| Landfill life expectancy | |
| Years remaining | 12.6 ♦ |
| Landfills | |
| Active in 1997 | 9 |
| Closed in 1996 | 1 |
| Transfer Stations | |
| Active in 1997 | 6 |
| New in 1997 | 1 |
| Compost facilities | |
| Active in 1997 | 5 |

♦ Total remaining capacity (from table below) divided by total wastes accepted. Tells how long the region may be served by local landfills at current disposal rates, barring capacity adjustments, until capacity is depleted.

Landfills: Wastes Accepted 1997; Remaining Capacities Jan. 1, 1998

| | Municipality | County | Wastes | | Capacity | | Disp. Area Acres | Close Year |
|--|--------------|------------|------------------|-------------------|--------------------|-------------------|---------------------|---------------|
| | | | Cu. Yds. | Rank ¹ | Cu. Yds. | Rank ² | | |
| American Disposal Landfill | Bloomington | McLean | 1,180 | 54 | 1,650,000 | 37 | 31 | 2007 |
| Brickyard Disposal and Recyc. ♦ | Danville | Vermilion | 717,171 | 16 | 23,662,000 | 8 | 154 | 2031 |
| Clinton Landfill #2 ♦ | Clinton | DeWitt | 719,211 | 15 | 8,395,000 | 20 | 64 | 2010 |
| Coles County Landfill | Charleston | Coles | 408,428 | 29 | 1,148,000 | 44 | 43 | 2001 |
| Illinois Landfill ♦ ³ | Hoopeston | Vermilion | 145,216 | 44 | 273,000 | 52 | 40 | 1999 |
| Landfill 33 | Effingham | Effingham | 121,357 | 47 | 1,461,000 | 40 | 41 | 2022 |
| Livingston Landfill ♦ ⁴ | Pontiac | Livingston | 5,447,732 | 1 | 66,496,000 | 2 | 252 | 2010 |
| Macon County Landfill | Decatur | Macon | 540,378 | 23 | 3,710,000 | 29 | 25 | 2005 |
| Streator Area Landfill #3 ♦ ⁵ | Streator | Livingston | 572,457 | 22 | 2,089,000 | 33 | 20.4 | 2005 |
| closed Western Lion Landfill | Charleston | Coles | 0 | N/A | 0 | N/A | 26 | 1996 |
| Totals | | | 8,673,130 | | 108,884,000 | | | |

♦ Five landfills accepted out-of-state wastes during 1997 totaling 58,524 cubic yards, or 1% of the region's total.

¹ Standing among 56 landfills that accepted wastes during 1997.

² Standing among 56 landfills that reported capacity as of Jan. 1, 1998.

³ Not included is a 15 million in-place cubic yard expansion permit granted on 2-4-98; expected closure could extend to 2024.

⁴ Included is a 29 million in-place cubic yard expansion permit granted on 2-19-97.

⁵ Not included is a 1.5 million in-place cubic yard expansion permit granted on 6-1-98.

Region Four: East Central Illinois

Questions and Complaints

Illinois EPA Region Four field office personnel investigate reports of suspected illegal waste disposal, and inspect the region's landfills, transfer stations and compost facilities, except in **Macon and Vermilion counties**, where joint responsibility has been delegated to local authorities.

Questions or complaints concerning pollution control facilities, open dumping or other incidents should be directed to the office having jurisdiction over the site:

Illinois EPA

2125 S. 1st St.
Champaign, Ill. 61820
Phone: 217-333-6907
Fax: 217-244-4161

Macon County Solid Waste Management Department
Room 501
141 S. Main
Decatur, Ill. 62523
Phone: 217-425-4505
Fax: 217-424-1459

Vermilion County Health Department
200 S. College St., Suite A
Danville, Ill. 61832
Phone: 217-431-2662
Fax: 217-431-7483

the Agency's Bureau of Land. (Inspections also include industrial landfills, or monofills, and landfills that closed prior to 1995; these facilities are not included in this report.)

Macon County has one active landfill and two compost facilities, Vermilion County has two active landfills and one compost facility. Neither county contains solid waste transfer stations.

A transfer station in Bloomington handled 81 percent of wastes

The region's transfer stations reported handling more than 132,000 tons of solid wastes in 1997. American Disposal Services facility in Bloomington moved 81 percent of this tonnage showing the slow activity of McLean County's only landfill. Total wastes transferred equaled only 1.5 percent of the wastes landfilled in Region Four during the year.

Transfer Stations: Wastes Handled 1997

| | Municipality | County | Tons |
|--|--------------|-----------|--------------------|
| American Disposal Serv. | Bloomington | McLean | 107,198 |
| Bloomington Bulk Transfer ¹ | Bloomington | McLean | N/A |
| Monticello Transfer Station | Monticello | Piatt | 1,320 |
| Paris Transfer Station | Paris | Edgar | 11,745 |
| Shelbyville Disposal Serv. | Shelbyville | Shelby | 4,605 |
| Waste Transfer & MRF | Champaign | Champaign | 7,800 ² |
| Total | | | 132,668 |

¹ Newly permitted in 1997.

² Partial year

Composting activity was slight

More than 17,000 tons of landscape wastes were processed at five compost facilities in Region Four. This tonnage was about two-hundredth part of all municipal wastes accepted at the region's landfills during 1997.

Compost Facilities: Wastes Accepted 1997

| | Municipality | County | Tons |
|-------------------------|--------------|-----------|---------------|
| Brickyard Disposal | Danville | Vermilion | 2,302 |
| Coles County Landfill | Charleston | Coles | 1,357 |
| Landscape Recycling | Urbana | Champaign | 8,329 |
| Macon County Composting | Decatur | Macon | 1,170 |
| Macon County Landfill | Decatur | Macon | 4,151 |
| Total | | | 17,309 |

Region Four: East Central Illinois

Old data lowers region's recycling rate

The Agency does not regulate recycling nor does it possess any mechanism to compel county recycling coordinators to respond to Agency surveys seeking current recycling rates.

In Region Four, only seven of 19 county recycling coordinators offered data for 1997. Nearly 63 percent of the data dates from before 1997.

The region's multiyear average recycling rate is 21 percent. ♦

| Municipal Wastes Recycled | | | | | |
|---------------------------|-----------------------------------|-----------------|-----|----------------|------------------------|
| County | Estimated Population as of 7-1-97 | Waste Generated | | Waste Recycled | |
| | | Tons | PCD | Tons | Percent |
| Champaign | 168,473 | 194,569 | 6.3 | 43,948 | 23% |
| Clark | 17,572 | 19,121 | 6.5 | 1,544 | 8% |
| Coles | 51,312 | 68,300 | 7.2 | 5,010 | 7% |
| Crawford | 21,070 | 19,891 | 5.6 | 2,387 | 12% |
| Cumberland | 11,172 | 12,860 | 6.4 | 1,035 | 8% |
| DeWitt | 16,781 | 10,148 | 3.4 | 742 | 7% |
| Douglas | 19,782 | 12,964 | 3.6 | 880 | 7% |
| Edgar | 19,905 | 22,339 | 6.2 | 1,091 | 5% |
| Effingham | 33,280 | 17,288 | 3 | 4,925 | 29% |
| Ford | 14,049 | 7,948 | 3.1 | 468 | 6% |
| Iroquois | 31,400 | 28,599 | 5 | 3,669 | 13% |
| Jasper | 10,559 | 3,485 | 1.8 | 223 | 6% |
| Livingston | 40,316 | 45,616 | 6.4 | 6,800 | 15% |
| Macon | 114,265 | 123,790 | 5.7 | 48,918 | 39.5% |
| McLean | 140,797 | 192,269 | 7.6 | 54,544 | 28% |
| Moultrie | 14,433 | 16,526 | 6.4 | 1,351 | 8% |
| Piatt | 16,498 | 8,595 | 3 | 397 | 5% |
| Shelby | 22,593 | 25,557 | 6.2 | 2,159 | 9% |
| Vermilion | 85,097 | 87,795 | 5.6 | 12,327 | 14% |
| Totals | 849,354 | 917,660 | | 192,418 | 21%¹ |

¹ Regional average

Municipal Waste Management Plans

The Solid Waste Planning and Recycling Act required all Illinois counties and the city of Chicago to develop, adopt and implement 20-year municipal waste management plans.

Plans include programs and recommendations to achieve solid waste management goals, which typically include waste reduction, recycling, incineration and landfilling as program options.

The law requires each plan to include a program designed to recycle 15 percent of municipal wastes by the end of the third year of the program and 25 percent of municipal wastes by the end of the fifth year, depending upon the availability of markets.

Every five years each plan must identify changes in planning areas, evaluate progress in plan implementation and, if necessary, revise plan recommendations and goals. The county also has the option of updating its solid waste generation rate. The plan is then submitted to the Illinois EPA for review and comment.

Five year plan updates were submitted by Champaign, Iroquois, Macon and McLean Counties.

Questions concerning these plans and their availability should be directed to the appropriate local administrators listed in Appendix K.

Details concerning Region Four landfills and transfer stations follow on pages R4.6 through R4.21.

American Disposal Services of Bloomington Landfill

| | |
|--------------------|--|
| County | McLean |
| Municipality | Bloomington |
| Location | West Oakland Avenue Road |
| Location | 309-828-3913 |
| Hours of operation | Mon.-Fri.: 7:30 a.m. - 3 p.m.; Sat.: 7:30 a.m. - 11 a.m. |
| Wastes accepted | Municipal, nonhazardous special |
| Tipping fee | \$8.35 per cubic yard |
| Owner | American Disposal Services of Illinois Inc.* |
| Operator | American Disposal Services of Illinois Inc. |

*Formerly Sexton/McLean County Landfill; facility renamed in December 1997.

Facility Facts

| | |
|---|----------------|
| Identification number | 1130200042 |
| Design capacity, airspace cu.yds. | 1,900,000 |
| Total permitted landfill area, acres | 55 |
| Permitted disposal area, acres | 31 |
| Highest permitted elevation, feet (msl) | 788 |
| Leachate monitoring stations | 4 |
| Groundwater monitoring wells | 19 |
| Methane collection system | None |
| Years remaining, estimated by landfill | 10 |
| Date/year to open — date/year to close | 4-30-90 - 2007 |

Wastes Received: 1995, 1996, 1997

| | TOTAL WASTES ACCEPTED | | | OUT-OF-STATE WASTES ACCEPTED | | |
|------|-----------------------|-------|----------|------------------------------|------|------------|
| | gate cu. yds. | tons | tons/day | gate cu. yds. | tons | % of total |
| 1995 | 6,893 | 2,089 | 8 | 0 | 0 | 0 |
| 1996 | 2,500 | 758 | 3 | 0 | 0 | 0 |
| 1997 | 1,180 | 358 | 1 | 0 | 0 | 0 |

Remaining Capacities: Jan. 1, 1997, and Jan. 1, 1998

| | | |
|-------------------------------------|-----------|-----------|
| 1997 certified gate cu. yds. (tons) | 1,654,000 | (501,000) |
| 1998 certified gate cu. yds. (tons) | 1,650,000 | (500,000) |

Audits and Inspections

| | |
|------------------------------------|---|
| Solid Waste Mgt. Fees paid in 1997 | \$125 |
| Last audited by Illinois EPA | 7-16-96 |
| Facility inspected by | Illinois EPA, Champaign Regional Office |

Contacts

Owner

American Disposal Services of Illinois Inc.*
745 McClintock Drive, Suite 230
Burr Ridge, Ill. 60521
630-655-1105

Operator

American Disposal Services of Illinois Inc.
Rural Route 3, Box 145
Bloomington, Ill. 61701
309-828-4214

*Permit transferred from John Sexton Contractors Co. in December 1997.

Brickyard Disposal and Recycling

| | |
|--------------------|--|
| County | Vermilion |
| Municipality | Danville |
| Location | 601 E. Brickyard Road |
| Location | 217-431-3242 |
| Hours of operation | Mon.-Fri.: 7 a.m. - 3:45 p.m.; Sat.: 7 a.m. - 11:45 a.m. |
| Wastes accepted | Municipal, nonhazardous special |
| Tipping fee | \$25.00 per ton |
| Owner | Brickyard Disposal and Recycling* |
| Operator | Brickyard Disposal and Recycling |

*A subsidiary of Allied Waste Industries Inc.

Facility Facts

| | |
|---|-----------------|
| Identification number | 1838040029 |
| Design capacity, airspace cu.yds. | N/A |
| Total permitted landfill area, acres | 293 |
| Permitted disposal area, acres | 154 |
| Highest permitted elevation, feet (msl) | 716 |
| Leachate monitoring stations | 6 |
| Groundwater monitoring wells | 31 |
| Methane collection system | None |
| Years remaining, estimated by landfill | 33 |
| Date/year to open — date/year to close | 12-31-72 - 2031 |

Wastes Received: 1995, 1996, 1997

| | TOTAL WASTES ACCEPTED | | | OUT-OF-STATE WASTES ACCEPTED | | |
|------|-----------------------|---------|----------|------------------------------|--------|------------|
| | gate cu. yds. | tons | tons/day | gate cu. yds. | tons | % of total |
| 1995 | 476,503 | 144,395 | 555 | 13,157 | 3,987 | 3 |
| 1996 | 655,457 | 198,623 | 764 | 7,751 | 2,349 | 1 |
| 1997 | 717,171 | 217,325 | 836 | 35,101* | 10,637 | 5 |

*State of origin: Indiana

Remaining Capacities: Jan. 1, 1997, and Jan. 1, 1998

| | | |
|-------------------------------------|------------|-------------|
| 1997 certified gate cu. yds. (tons) | 24,345,000 | (7,377,000) |
| 1998 certified gate cu. yds. (tons) | 23,662,000 | (7,170,000) |

Audits and Inspections

| | |
|------------------------------------|------------------------------------|
| Solid Waste Mgt. Fees paid in 1997 | \$198,178 |
| Last audited by Illinois EPA | 6-17-97 |
| Facility inspected by | Vermilion County Health Department |

Contacts

Owner

Brickyard Disposal and Recycling*
601 E. Brickyard Road, Box 985
Danville, Ill. 61834
217-431-3242

Operator

Brickyard Disposal and Recycling
601 E. Brickyard Road, Box 985
Danville, Ill. 61834
217-431-3242

*A subsidiary of Allied Waste Industries Inc., 15880 N. Greenway Hayden Loop, Suite 100, Scottsdale, Ariz. 85260 • 602-423-2946. Regional office: 13570 St. Charles Rock Road, Bridgeton, Mo. 63044 • 314-739-1919.

Clinton Landfill #2

| | |
|--------------------|--|
| County | DeWitt |
| Municipality | Clinton |
| Location | Route 51 South |
| Location | 309-676-4893 |
| Hours of operation | Mon.-Fri.: 7 a.m. - 4 p.m.; Sat.: 7 a.m. - 11 a.m. |
| Wastes accepted | Municipal, nonhazardous special |
| Tipping fee | \$7.75 per cubic yard |
| Owner | Clinton Landfill Inc. #2* |
| Operator | Clinton Landfill Inc. #2 |

*A subsidiary of Peoria Disposal Co.

Facility Facts

| | |
|---|-------------|
| Identification number | 0398080007 |
| Design capacity, airspace cu.yds. | N/A |
| Total permitted landfill area, acres | 80 |
| Permitted disposal area, acres | 64 |
| Highest permitted elevation, feet (msl) | 758 |
| Leachate monitoring stations | 5 |
| Groundwater monitoring wells | 13 |
| Methane collection system | None |
| Years remaining, estimated by landfill | 12 |
| Date/year to open — date/year to close | 1990 - 2010 |

Wastes Received: 1995, 1996, 1997

| | TOTAL WASTES ACCEPTED | | | OUT-OF-STATE WASTES ACCEPTED | | |
|------|-----------------------|---------|----------|------------------------------|-------|------------|
| | gate cu. yds. | tons | tons/day | gate cu. yds. | tons | % of total |
| 1995 | 1,009,081 | 305,782 | 1,176 | 9,408 | 2,851 | <1 |
| 1996 | 709,100 | 214,879 | 827 | 6,111 | 1,852 | <1 |
| 1997 | 719,211 | 217,943 | 838 | 3,328* | 1,008 | <1 |

*States of origin: Arizona, Indiana, Iowa, Missouri, Wisconsin

Remaining Capacities: Jan. 1, 1997, and Jan. 1, 1998

| | | |
|-------------------------------------|-----------|-------------|
| 1997 certified gate cu. yds. (tons) | 9,134,000 | (2,768,000) |
| 1998 certified gate cu. yds. (tons) | 8,395,000 | (2,544,000) |

Audits and Inspections

| | |
|------------------------------------|---|
| Solid Waste Mgt. Fees paid in 1997 | \$198,361 |
| Last audited by Illinois EPA | 7-30-96 |
| Facility inspected by | Illinois EPA, Champaign Regional Office |

Contacts

| Owner | Operator |
|---------------------------|--------------------------|
| Clinton Landfill Inc. #2* | Clinton Landfill Inc. #2 |
| Box 9071 | Box 9071 |
| Peoria, Ill. 61612 | Peoria, Ill. 61612 |
| 309-676-4893 | 309-676-4893 |

*A subsidiary of Peoria Disposal Co., 4700 N. Sterling Ave., Peoria, Ill. 61615.

Coles County Landfill

| | |
|---------------------------|---|
| County | Coles |
| Municipality | Charleston |
| Location | Illinois Route 316 |
| Location | 217-345-7414 |
| Hours of operation | Mon.-Fri.: 6 a.m. - 3:30 p.m.; Sat.: 6 a.m. - 11 a.m. |
| Wastes accepted | Municipal, nonhazardous special |
| Tipping fee | \$10.05 per cubic yard |
| Owner | Laidlaw Waste Systems Inc.* |
| Operator | Laidlaw Waste Systems Inc. |

*A subsidiary of Allied Waste Industries Inc.

Facility Facts

| | |
|--|-------------|
| Identification number | 0298050007 |
| Design capacity, airspace cu.yds. | N/A |
| Total permitted landfill area, acres | 80 |
| Permitted disposal area, acres | 43 |
| Highest permitted elevation, feet (msl) | 735 |
| Leachate monitoring stations | 2 |
| Groundwater monitoring wells | 19 |
| Methane collection system | Flares |
| Years remaining, estimated by landfill | 6 |
| Date/year to open — date/year to close | 1979 - 2001 |

Wastes Received: 1995, 1996, 1997

| | <u>TOTAL WASTES ACCEPTED</u> | | | <u>OUT-OF-STATE WASTES ACCEPTED</u> | | |
|-------------|------------------------------|---------|----------|-------------------------------------|------|------------|
| | gate cu. yds. | tons | tons/day | gate cu. yds. | tons | % of total |
| 1995 | 282,842 | 85,710 | 330 | 0 | 0 | 0 |
| 1996 | 311,167 | 94,293 | 363 | 0 | 0 | 0 |
| 1997 | 408,428 | 123,766 | 476 | 0 | 0 | 0 |

Remaining Capacities: Jan. 1, 1997, and Jan. 1, 1998

| | | |
|--|-----------|-----------|
| 1997 certified gate cu. yds. (tons) | 2,966,000 | (899,000) |
| 1998 certified gate cu. yds. (tons) | 1,148,000 | (348,000) |

Audits and Inspections

| | |
|---|---|
| Solid Waste Mgt. Fees paid in 1997 | \$84,243 |
| Last audited by Illinois EPA | 5-20-97 |
| Facility inspected by | Illinois EPA, Champaign Regional Office |

Contacts

Owner

Laidlaw Waste Systems Inc.*
West Illinois Route 316, Box 137
Charleston, Ill. 61920
217-345-7414

Operator

Laidlaw Waste Systems Inc.
West Illinois Route 316, Box 137
Charleston, Ill. 61920
217-345-7414

*A subsidiary of Allied Waste Industries Inc., 15880 N. Greenway Hayden Loop, Suite 100, Scottsdale, Ariz. 85260 • 602-423-2946. Regional Office: 13570 St. Charles Rock Road, Bridgeton, Mo. 63044 • 314-739-1919.

Illinois Landfill

| | |
|---------------------------|--|
| County | Vermilion |
| Municipality | Hoopeston |
| Location | County Road 4000 North |
| Location | 217-442-5553 |
| Hours of operation | Mon.-Fri.: 7 a.m. - 3:30 p.m.; Sat.: 7 a.m. - 11:30 a.m. |
| Wastes accepted | Municipal, nonhazardous special |
| Tipping fee | \$9 per cubic yard |
| Owner | Illinois Landfill Inc.* |
| Operator | Illinois Landfill Inc. |

*A subsidiary of Allied Waste Industries Inc.

Facility Facts

| | |
|--|---|
| Identification number | 1830450009 |
| Design capacity, airspace cu.yds. | N/A |
| Total permitted landfill area, acres | 53 (seeking 117 additional; will grow to 170) |
| Permitted disposal area, acres | 40 (seeking 84 additional; will grow to 124) |
| Highest permitted elevation, feet (msl) | 806 (eventual) |
| Leachate monitoring stations | 6 (eventual) |
| Groundwater monitoring wells | 15 (eventual) |
| Methane collection system | Gas-to-energy (planned) |
| Years remaining, estimated by landfill | 2 |
| Date/year to open — date/year to close | 12-31-91 - 1999* |

*15-million in-place cubic-yard expansion permit granted on 2-24-98; expected closure could extend to 2024.

Wastes Received: 1995, 1996, 1997

| | TOTAL WASTES ACCEPTED | | | OUT-OF-STATE WASTES ACCEPTED | | |
|-------------|-----------------------|---------|----------|------------------------------|--------|------------|
| | gate cu. yds. | tons | tons/day | gate cu. yds. | tons | % of total |
| 1995 | 353,611 | 107,155 | 412 | 67,198 | 20,363 | 19 |
| 1996 | 175,763 | 53,262 | 205 | 57,240 | 17,345 | 33 |
| 1997 | 145,216 | 44,005 | 169 | 5,911* | 1,791 | 4 |

State of origin: Indiana

Remaining Capacities: Jan. 1, 1997, and Jan. 1, 1998

| | | |
|--|---------|-----------|
| 1997 certified gate cu. yds. (tons) | 416,000 | (126,000) |
| 1998 certified gate cu. yds. (tons) | 273,000 | (83,000) |

Audits and Inspections

| | |
|---|------------------------------------|
| Solid Waste Mgt. Fees paid in 1997 | \$2,825 |
| Last audited by Illinois EPA | 5-5-98 |
| Facility inspected by | Vermilion County Health Department |

Contacts

| Owner | Operator |
|-------------------------|------------------------|
| Illinois Landfill Inc.* | Illinois Landfill Inc. |
| Box 300 | Box 300 |
| Danville, Ill. 61834 | Danville, Ill. 61834 |
| 217-283-5968 | 217-283-5968 |

*A subsidiary of Allied Waste Industries Inc., 15880 N. Greenway Hayden Loop, Suite 100, Scottsdale, Ariz. 85260 • 602-423-2946; Regional office 3837 W. 127th St., Alsip, Ill. 60803 • 708-824-3060.

Landfill 33

| | |
|---------------------------|--|
| County | Effingham |
| Municipality | Effingham |
| Location | 1713 S. Willow |
| Location | 217-342-3747 |
| Hours of operation | Mon.-Fri.: 7 a.m. - 3 p.m.; Sat.: 7 a.m. - 11 a.m. |
| Wastes accepted | Municipal, nonhazardous special |
| Tipping fee | \$10 per cubic yard |
| Owner | Landfill 33 Ltd.* |
| Operator | Landfill 33 Ltd.** |

*Mildred Wendt Estate, legal owner. **Richard Deibel, certified operator.

Facility Facts

| | |
|--|-------------|
| Identification number | 0498100007 |
| Design capacity, airspace cu.yds. | N/A |
| Total permitted landfill area, acres | 80 |
| Permitted disposal area, acres | 41 |
| Highest permitted elevation, feet (msl) | 602 |
| Leachate monitoring stations | 5 |
| Groundwater monitoring wells | 21 |
| Methane collection system | None |
| Years remaining, estimated by landfill | 12 |
| Date/year to open — date/year to close | 1981 - 2022 |

Wastes Received: 1995, 1996, 1997

| | TOTAL WASTES ACCEPTED | | | OUT-OF-STATE WASTES ACCEPTED | | |
|-------------|-----------------------|--------|----------|------------------------------|------|------------|
| | gate cu. yds. | tons | tons/day | gate cu. yds. | tons | % of total |
| 1995 | 114,332 | 34,646 | 133 | 0 | 0 | 0 |
| 1996 | 104,688 | 31,724 | 122 | 0 | 0 | 0 |
| 1997 | 121,357 | 36,775 | 141 | 0 | 0 | 0 |

Remaining Capacities: Jan. 1, 1997, and Jan. 1, 1998

| | | |
|--|-----------|-----------|
| 1997 certified gate cu. yds. (tons) | 1,669,000 | (506,000) |
| 1998 certified gate cu. yds. (tons) | 1,461,000 | (443,000) |

Audits and Inspections

| | |
|---|---|
| Solid Waste Mgt. Fees paid in 1997 | \$25,000 |
| Last audited by Illinois EPA | 8-20-96 |
| Facility inspected by | Illinois EPA, Champaign Regional Office |

Contacts

| Owner | Operator |
|--|---|
| Landfill 33 Ltd.* 1713 S. Willow Effingham, Ill. 62401 217-342-3747 | Landfill 33 Ltd.** 1713 S. Willow Effingham, Ill. 62401 217-342-3747 |

*Mildred Wendt Estate, 715 S. 1st, Effingham, Ill. 62401 • 217-342-2803.

**Richard Deibel, 804 Glenwood, Effingham, Ill. 62401 • 217-342-3747.

Livingston Landfill

| | |
|---------------------------|--|
| County | Livingston |
| Municipality | Pontiac |
| Location | Rowe Road, west of Route 23 |
| Location | 815-844-3054 |
| Hours of operation | Mon.-Sat.: 5:30 a.m. - 6:30 p.m. |
| Wastes accepted | Municipal, nonhazardous special |
| Tipping fee | \$23 per ton |
| Owner | American Disposal Services of Illinois Inc.* |
| Operator | American Disposal Services of Illinois Inc. |

*County Disposal (Illinois) Inc. merged into American Disposal Services of Illinois Inc. in early 1998.

Facility Facts

| | |
|--|------------------------------------|
| Identification number | 1058210002 |
| Design capacity, airspace cu.yds. | 34,995,000 |
| Total permitted landfill area, acres | 550 |
| Permitted disposal area, acres | 252 |
| Highest permitted elevation, feet (msl) | 785 |
| Leachate monitoring stations | 36 |
| Groundwater monitoring wells | 14 |
| Methane collection system | Gas-to-energy (under construction) |
| Years remaining, estimated by landfill | 12 |
| Date/year to open — date/year to close | 1978 - 2010 |

Wastes Received: 1995, 1996, 1997

| | TOTAL WASTES ACCEPTED | | | OUT-OF-STATE WASTES ACCEPTED | | |
|-------------|-----------------------|-----------|----------|------------------------------|-------|------------|
| | gate cu. yds. | tons | tons/day | gate cu. yds. | tons | % of total |
| 1995 | 2,126,447 | 644,378 | 2,478 | 2,551 | 773 | <1 |
| 1996 | 2,855,962 | 865,443 | 3,329 | 3,830 | 1,160 | <1 |
| 1997 | 5,447,732 | 1,650,828 | 6,349 | 13,520* | 4,097 | <1 |

*State of origin: Indiana

Remaining Capacities: Jan. 1, 1997, and Jan. 1, 1998

| | | |
|--|-------------|--------------|
| 1997 certified gate cu. yds. (tons) | 3,865,000 | (1,171,000) |
| 1998 certified gate cu. yds. (tons) | 66,496,000* | (20,150,000) |

*Included is a 29-million in-place cubic-yard expansion permit granted on 2-19-97.

Audits and Inspections

| | |
|---|---|
| Solid Waste Mgt. Fees paid in 1997 | \$1,556,766 |
| Last audited by Illinois EPA | 3-31-98 |
| Facility inspected by | Illinois EPA, Champaign Regional Office |

Contacts

Owner

American Disposal Services of Illinois Inc.*
745 McClintock Drive, Suite 230
Burr Ridge, Ill. 60521
630-655-1105

Operator

American Disposal Services of Illinois Inc.
Box 646
Pontiac, Ill. 61764
815-844-3054

Macon County Landfill

| | |
|--------------------|--|
| County | Macon |
| Municipality | Decatur |
| Location | Bear and Hill Road |
| Location | 217-963-2976 |
| Hours of operation | Mon.-Fri.: 6 a.m. - 3 p.m.; Sat.: 7 a.m. - 1:30 p.m. |
| Wastes accepted | Municipal, nonhazardous special |
| Tipping fee | \$24 per ton |
| Owner | Macon County Landfill Corp. |
| Operator | Macon County Landfill Corp. |

Facility Facts

| | |
|---|-------------------------|
| Identification number | 1158040008 |
| Design capacity, airspace cu.yds. | 3,492,000 |
| Total permitted landfill area, acres | 235 |
| Permitted disposal area, acres | 25 |
| Highest permitted elevation, feet (msl) | 705 |
| Leachate monitoring stations | 3 |
| Groundwater monitoring wells | 22 (total planned) |
| Methane collection system | Gas-to-energy (planned) |
| Years remaining, estimated by landfill | 7 |
| Date/year to open — date/year to close | 1978 - 2005 |

Wastes Received: 1995, 1996, 1997

| | TOTAL WASTES ACCEPTED | | | OUT-OF-STATE WASTES ACCEPTED | | |
|------|-----------------------|---------|----------|------------------------------|------|------------|
| | gate cu. yds. | tons | tons/day | gate cu. yds. | tons | % of total |
| 1995 | 596,908 | 180,881 | 696 | 0 | 0 | 0 |
| 1996 | 651,900 | 197,545 | 760 | 0 | 0 | 0 |
| 1997 | 540,378 | 163,751 | 630 | 0 | 0 | 0 |

Remaining Capacities: Jan. 1, 1997, and Jan. 1, 1998

| | | |
|-------------------------------------|------------|-------------|
| 1997 certified gate cu. yds. (tons) | 4,518,000 | (1,369,000) |
| 1998 certified gate cu. yds. (tons) | 3,710,000* | (1,124,000) |

*1.5-million in-place cubic yard expansion permit granted on 6-1-98, is not included.

Audits and Inspections

| | |
|------------------------------------|--|
| Solid Waste Mgt. Fees paid in 1997 | \$166,806 |
| Last audited by Illinois EPA | 6-4-96 |
| Facility inspected by | Macon County Solid Waste Management Department |

Contacts

Owner

Macon County Landfill Corp.
Rural Route 8, Box 115, Hill Road
Decatur, Ill. 62522
217-963-2976

Operator

Macon County Landfill Corp.
Rural Route 8, Box 115, Hill Road
Decatur, Ill. 62522
217-963-2976

Streator Area Landfill #3

| | |
|---------------------------|---|
| County | Livingston |
| Municipality | Streator |
| Location | Rural Route 7, 211 Coalville Road |
| Location | 815-672-0097 |
| Hours of operation | Mon.-Fri.: 6:30 a.m. - 4 p.m.; Sat.: 6:30 a.m. - noon |
| Wastes accepted | Municipal, nonhazardous special |
| Tipping fee | \$26 per ton |
| Owner | Streator Area Landfill Inc.* |
| Operator | Streator Area Landfill Inc. |

*A subsidiary of Allied Waste Industries Inc.

Facility Facts

| | |
|--|-------------------------|
| Identification number | 1054900003 |
| Design capacity, airspace cu.yds. | N/A |
| Total permitted landfill area, acres | 90.5 |
| Permitted disposal area, acres | 20.4 |
| Highest permitted elevation, feet (msl) | 657 |
| Leachate monitoring stations | 7 |
| Groundwater monitoring wells | 20 |
| Methane collection system | Gas-to-energy (planned) |
| Years remaining, estimated by landfill | 4 |
| Date/year to open — date/year to close | 1995 - 2005 |

Wastes Received: 1995, 1996, 1997

| | TOTAL WASTES ACCEPTED | | | OUT-OF-STATE WASTES ACCEPTED | | |
|-------------|-----------------------|---------|----------|------------------------------|------|------------|
| | gate cu. yds. | tons | tons/day | gate cu. yds. | tons | % of total |
| 1995 | 567,292 | 171,907 | 661 | 431 | 131 | <1 |
| 1996 | 479,017 | 145,157 | 558 | 757 | 229 | <1 |
| 1997 | 572,457 | 173,472 | 667 | 664* | 201 | <1 |

State of origin: Indiana

Remaining Capacities: Jan. 1, 1997, and Jan. 1, 1998

| | | |
|--|-----------|-----------|
| 1997 certified gate cu. yds. (tons) | 2,768,000 | (839,000) |
| 1998 certified gate cu. yds. (tons) | 2,089,000 | (633,000) |

Audits and Inspections

| | |
|---|---|
| Solid Waste Mgt. Fees paid in 1997 | \$123,680 |
| Last audited by Illinois EPA | 12-2-97 |
| Facility inspected by | Illinois EPA, Champaign Regional Office |

Contacts

Owner

Streator Area Landfill Inc.*
211 Coalville Road
Streator, Ill. 61364
815-672-0097

Operator

Streator Area Landfill Inc.
211 Coalville Road
Streator, Ill. 61364
815-672-0097

*A subsidiary of Allied Waste Industries Inc., 15880 N. Greenway Hayden Loop, Suite 100, Scottsdale, Ariz. 85260 • 602-423-2946. Regional office 3837 W. 127th St., Alsip, Ill. 60803 • 708-824-3060.

Western Lion Landfill (closed)

| | |
|--------------------|---------------------------------|
| County | Coles |
| Municipality | Charleston |
| Location | North Loxa Road |
| Location | 217-235-0240 |
| Hours of operation | N/A |
| Wastes accepted | Municipal, nonhazardous special |
| Tipping fee | N/A |
| Owner | Western Lion Ltd. |
| Operator | Western Lion Ltd. |

Facility Facts

| | |
|---|----------------|
| Identification number | 0298050006 |
| Design capacity, airspace cu.yds. | N/A |
| Total permitted landfill area, acres | 45 |
| Permitted disposal area, acres | 26 |
| Highest permitted elevation, feet (msl) | N/A |
| Leachate monitoring stations | N/A |
| Groundwater monitoring wells | 4 |
| Methane collection system | None |
| Years remaining, estimated by landfill | 0 |
| Date/year to open — date/year to close | 1979 - 1-20-96 |

Wastes Received: 1995, 1996, 1997

| | TOTAL WASTES ACCEPTED | | | OUT-OF-STATE WASTES ACCEPTED | | |
|------|-----------------------|--------|----------|------------------------------|------|------------|
| | gate cu. yds. | tons | tons/day | gate cu. yds. | tons | % of total |
| 1995 | 54,013 | 16,368 | 63 | 0 | 0 | 0 |
| 1996 | 1,575 | 477 | 24 | 0 | 0 | 0 |
| 1997 | 0 | 0 | 0 | 0 | 0 | 0 |

Remaining Capacities: Jan. 1, 1997, and Jan. 1, 1998

| | | |
|-------------------------------------|---|-----|
| 1997 certified gate cu. yds. (tons) | 0 | (0) |
| 1998 certified gate cu. yds. (tons) | 0 | (0) |

Audits and Inspections

| | |
|------------------------------------|---|
| Solid Waste Mgt. Fees paid in 1997 | N/A |
| Last audited by Illinois EPA | N/A |
| Facility inspected by | Illinois EPA, Champaign Regional Office |

Contacts

Owner

Western Lion Ltd.
Box 682
Charleston, Ill. 61920
217-345-9505

Operator

Western Lion Ltd.
Box 682
Charleston, Ill. 61920
217-345-9505

American Disposal Services of Bloomington Transfer Stn.*

| | |
|---------------------------|--|
| County | McLean |
| Municipality | Bloomington |
| Location | Rural Route 9 West |
| Location | 309-828-4214 |
| Hours of operation | Mon. - Fri.: 7:30 a.m. - 3:30 p.m.; Sat.: 7:30 a.m. - 11:30 p.m. |
| Wastes accepted | Municipal, recyclables, medical waste |
| Tipping fee | \$8.35/cu yd |
| Owner | American Disposal Services of Illinois Inc.** |
| Operator | American Disposal Services of Illinois Inc. |

*Formerly Bloomington Transfer Station; name change effective December 1997.

Facility Facts

| | |
|------------------------------|------------|
| Identification number | 1138040002 |
| Opened, year | 1978 |
| Facility acreage | 7 |

Wastes Received: 1996, 1997

| | <u>Tons per year</u> | <u>Tons per day (average)</u> |
|-------------|----------------------|-------------------------------|
| 1996 | 117,450 | 452 |
| 1997 | 107,198 | 412 |

Inspections

| | |
|------------------------------|---|
| Facility inspected by | Illinois EPA, Champaign Regional Office |
|------------------------------|---|

Contacts

| Owner | Operator |
|--|---|
| American Disposal Services of Illinois Inc.** 745 McClintock Drive, Suite 230 Burr Ridge 60521 630-655-1105 | American Disposal Services of Illinois Inc. Rural Route #3, Box 145 Bloomington 61704 309-828-4214 |

**Permit transferred from John Sexton Contractors Co.; approval effective December 1997.

Bloomington Bulk Transfer Station (new)

| | |
|---------------------------|--|
| County | McLean |
| Municipality | Bloomington |
| Location | 401 S. East St. |
| Location | 309-823-4220 |
| Hours of operation | Mon. - Fri.: 7 a.m. - 3 p.m. |
| Wastes accepted | White goods, scrap metal, furniture and C & D debris |
| Tipping fee | N/A |
| Owner | City of Bloomington, Public Services |
| Operator | City of Bloomington, Public Services |

Facility Facts

| | |
|------------------------------|------------|
| Identification number | 1130200073 |
| Opened, year | 1997* |
| Facility acreage | <1 |

*Permit to operate granted Jan. 13, 1997.

Wastes Received: 1996, 1997

| | <u>Tons per year</u> | <u>Tons per day (average)</u> |
|-------------|----------------------|-------------------------------|
| 1996 | N/A | N/A |
| 1997 | N/A | N/A |

Inspections

| | |
|------------------------------|---|
| Facility inspected by | Illinois EPA, Champaign Regional Office |
|------------------------------|---|

Contacts

| Owner | Operator |
|---|---|
| City of Bloomington, Public Services 109 E. Olive St., Box 3157 Bloomington 61701 309-823-4220 | City of Bloomington, Public Services 109 E. Olive St. Bloomington 61701 309-823-4220 |

Monticello Transfer Station

| | |
|---------------------------|--|
| County | Piatt |
| Municipality | Monticello |
| Location | Allerton Road near William Street (at Monticello Landfill) |
| Location | N/A |
| Hours of operation | Limited* |
| Wastes accepted | Municipal |
| Tipping fee | N/A |
| Owner | City of Monticello |
| Operator | City of Monticello |

*Open one week each year for clean-up days.

Facility Facts

| | |
|------------------------------|------------|
| Identification number | 1478040003 |
| Opened, year | 1984 |
| Facility acreage | 1.8 |

Wastes Received: 1996, 1997

| | <u>Tons per year</u> | <u>Tons per day (average)</u> |
|-------------|----------------------|-------------------------------|
| 1996 | 1,320 | N/A |
| 1997 | 1,320 | N/A |

Inspections

| | |
|------------------------------|---|
| Facility inspected by | Illinois EPA, Champaign Regional Office |
|------------------------------|---|

Contacts

Owner

City of Monticello
210 N. Hamilton, Box 437
Monticello 61856
217-762-2583

Operator

City of Monticello
210 N. Hamilton, Box 437
Monticello 61856
217-762-2583

Paris Transfer Station

| | |
|---------------------------|----------------------------------|
| County | Edgar |
| Municipality | Paris |
| Location | 2 miles west on Springfield Road |
| Location | N/A |
| Hours of operation | Mon. - Fri.: 9 a.m. - 4 p.m. |
| Wastes accepted | Municipal |
| Tipping fee | \$27/ton |
| Owner | City of Paris |
| Operator | Ingrum Waste Disposal |

Facility Facts

| | |
|------------------------------|------------|
| Identification number | 0458080003 |
| Opened, year | 1979 |
| Facility acreage | N/A |

Wastes Received: 1996, 1997

| | <u>Tons per year</u> | <u>Tons per day (average)</u> |
|-------------|----------------------|-------------------------------|
| 1996 | 11,745 | 45 |
| 1997 | 11,745 | 45 |

Inspections

| | |
|------------------------------|---|
| Facility inspected by | Illinois EPA, Champaign Regional Office |
|------------------------------|---|

Contacts

Owner

City of Paris
City Building
Paris 61944
217-465-7601

Operator

Ingrum Waste Disposal
501 Grandview Ave.
Paris 61944
217-465-3335

Shelbyville Disposal Service Transfer Station

| | |
|---------------------------|---|
| County | Shelby |
| Municipality | Shelbyville |
| Location | West Route 16 |
| Location | 217-744-5625 |
| Hours of operation | Mon. - Fri.: 5:30 a.m. - 3 p.m.; Sat.: 5:30 a.m. - noon |
| Wastes accepted | Municipal |
| Tipping fee | N/A |
| Owner | Shelbyville Disposal Service Inc. |
| Operator | Shelbyville Disposal Service Inc. |

Facility Facts

| | |
|------------------------------|------------|
| Identification number | 1738170003 |
| Opened, year | 1984 |
| Facility acreage | 1 |

Wastes Received: 1996, 1997

| | <u>Tons per year</u> | <u>Tons per day (average)</u> |
|-------------|----------------------|-------------------------------|
| 1996 | 3,915 | 15 |
| 1997 | 4,605 | 15 |

Inspections

| | |
|------------------------------|---|
| Facility inspected by | Illinois EPA, Champaign Regional Office |
|------------------------------|---|

Contacts

Owner

Shelbyville Disposal Service Inc.
West Route 16, Box 143
Shelbyville 62565
217-774-5625

Operator

Shelbyville Disposal Service Inc.
West Route 16, Box 143
Shelbyville 62565
217-774-5625

Waste Transfer & Material Recovery Facility

| | |
|---------------------------|--|
| County | Champaign |
| Municipality | Champaign |
| Location | 10 E. St. Mary's Road |
| Location | 217-333-2780 |
| Hours of operation | Mon. - Fri.: 7 a.m. - 3:30 p.m. |
| Wastes accepted | Recyclables & waste from University only |
| Tipping fee | N/A |
| Owner | University of Illinois; Physical Plant Service Bldg. |
| Operator | University of Illinois; Waste Transfer & MRF |

Facility Facts

| | |
|------------------------------|------------|
| Identification number | 0190105219 |
| Opened, year | 1996* |
| Facility acreage | 2.24 |

*Permitted to operate 6-20-96.

Wastes Received: 1996, 1997

| | <u>Tons per year</u> | <u>Tons per day (average)</u> |
|-------------|----------------------|-------------------------------|
| 1996 | 7,800 (projected) | 30 |
| 1997 | 7,800 (projected) | 30 |

Inspections

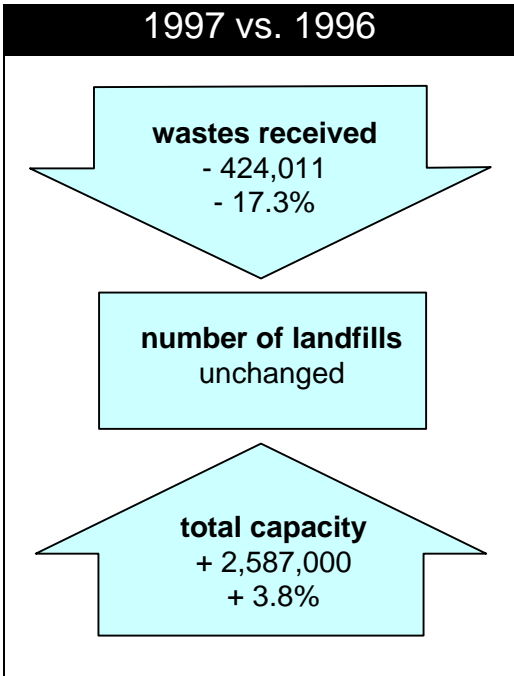
| | |
|------------------------------|---|
| Facility inspected by | Illinois EPA, Champaign Regional Office |
|------------------------------|---|

Contacts

| Owner | Operator |
|--|--|
| University of Illinois; Physical Plant Service Bldg. 1501 S. Oak St. Champaign 61820 217-333-2500 | University of Illinois; Waste Transfer & MRF 10 E. St. Mary's Road Champaign 61820 217-333-2780 |

**Landfills
Transfer Stations
Compost Facilities**

Region Five: West Central Illinois

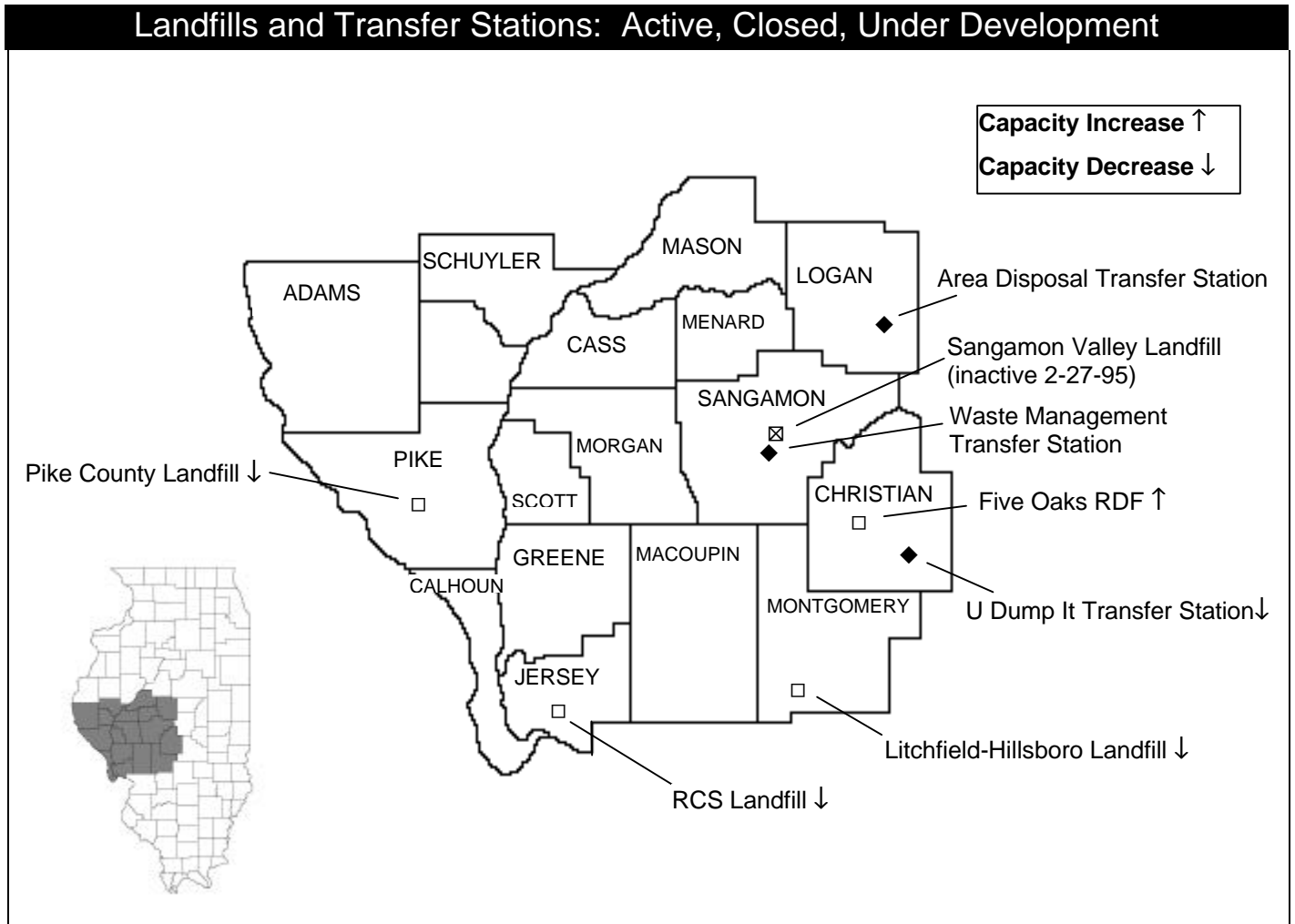


WASTES LANDFILLED IN REGION FIVE DURING 1997 amounted to only five percent of the state's total. Only Region Seven in Southern Illinois, with 4.5 percent of the state's total, was lower.

Region Five's four active landfills accepted two million gate cubic yards of wastes during 1997. This volume decreased 1996's total wastes landfilled by 17.3 percent, or more than 424,000 gate cubic yards.

Landfill life exceeds statewide average

As a region, West Central Illinois has the most landfill life remaining; (34.9 years); second is Peoria/Quad Cities (Region 3) with 32.5 years; followed by Region 1 (Northwestern Illinois) with 23.2 years. On the low end, Metropolitan East St. Louis (Region 6) and Chicago Metropolitan Area (Region 2) have 9.1 and 8.1 years remaining respectively.



Region Five: West Central Illinois

Court-ordered closed landfill distorts capacity figures

As of Jan. 1, 1998, the region's landfills reported a total capacity of 70.8 million gate cubic yards, a 3.8 percent increase from the year before. However, about a sixth of this capacity has been frozen since Sangamon Valley Landfill, in Springfield, was closed by court order on Feb. 27, 1995. Nevertheless, the facility continues to report having 11.5 million gate cubic yards of certified capacity.

The facility is not formally closed and is regarded as inactive. It could re-open, providing it successfully completes a number of remedies that would satisfy the court. But until then, its capacity, which is 14th highest of 56 landfills reporting available space, remains inaccessible.

On the positive side, Five Oaks Recycling and Disposal Facility, Taylorville, ranked fourth in the state in available capacity. Five Oaks, along with 23rd place Pike County Landfill, in Baylis, have the potential to provide Region Five with at least 30 years of landfill capacity.

Three counties have delegation agreements

The Illinois EPA has delegated inspection authority to the Christian County Solid Waste Management Department, Montgomery County Health Department and Sangamon County Department of Public Health.

Delegation agreements authorize these agencies to conduct many of the duties that would otherwise have to be performed by the Illinois EPA field office: investigating and enforcing suspected violations of land pollution laws and reports of open dumping, and inspecting landfills, transfer stations and compost facilities permitted through the Agency's Bureau of Land. (Inspections also include industrial landfills, or monofills, and landfills that closed prior to 1994; these facilities are not included in this report.)

| | |
|---------------------------------|----------------|
| Counties | 17 |
| Area (square miles) | 9,408 |
| Population (est.) | 562,783 |
| Landfill life expectancy | |
| Years remaining | 34.9 ♦ |
| Landfills | |
| Active in 1997 | 4 |
| Inactive since 1995 | 1 |
| Transfer Stations | |
| Active in 1997 | 3 |
| Compost facilities | |
| Active in 1997 | 3 |

♦ Total remaining capacity (from table below) divided by total wastes accepted. Tells how long the region may be served by local landfills at current disposal rates, barring capacity adjustments, until capacity is depleted.

Landfills: Wastes Accepted 1997; Remaining Capacities Jan. 1, 1998

| | Municipality | County | Wastes | | Capacity | | Disp. Area Acres | Close Year |
|---|--------------|------------|------------------|-------------------|-------------------|-------------------|---------------------|---------------|
| | | | Cu. Yds. | Rank ¹ | Cu. Yds. | Rank ² | | |
| Five Oaks RDF ♦ | Taylorville | Christian | 1,291,385 | 6 | 43,847,000 | 4 | 175 | 2031 |
| Litchfield-Hillsboro Landfill ♦ | Litchfield | Montgomery | 390,790 | 30 | 6,274,000 | 21 | 62 | 2014 |
| Pike County Landfill ♦ | Baylis | Pike | 278,769 | 38 | 5,202,000 | 23 | 69 | 2016 |
| RCS Landfill ♦ | Jerseyville | Jersey | 67,203 | 50 | 3,891,000 | 28 | 24 | 2055 |
| <u>inactive</u> Sangamon Valley LF ³ | Springfield | Sangamon | 0 | N/A | 11,542,000 | 14 | 95 | 2035 |
| Totals | | | 2,028,147 | | 70,756,000 | | | |

♦ Four landfills accepted out-of-state wastes during 1997 totalling 49,648 cubic yards, or 2% of the region's total.

¹ Standing among 56 landfills that accepted wastes during 1997.

² Standing among 56 landfills that reported capacity as of Jan. 1, 1998.

³ Court order issued Feb. 27, 1995, prohibits facility from taking wastes; facility continues to report available capacity.

Region Five: West Central Illinois

Questions and Complaints

Illinois EPA Region Five field office personnel investigate reports of suspected illegal waste disposal, and inspect the region's landfills, transfer stations and compost facilities, except in **Christian, Montgomery and Sangamon counties**, where joint responsibility has been delegated to local authorities.

Questions or complaints concerning pollution control facilities, open dumping or other incidents should be directed to the office having jurisdiction over the site:

Illinois EPA
4500 S. Sixth St.
Springfield, Ill. 62706
Phone: 217-786-6892
Fax: 217-786-6357

Christian County Solid Waste Management Department
305 S. Webster
Taylorville, Ill. 62568
Phone: 217-287-2334
Fax: 217-287-7755

Montgomery County Health Dept.
Box 128
Hillsboro, Ill. 62049
Phone: 217-532-2241
Fax: 217-532-2241

Sangamon County Department of Public Health
2501 N. Dirksen Parkway
Springfield, Ill. 62702
Phone: 217-535-3100
Fax: 217-535-3104

Christian and Montgomery counties each have an active landfill, whereas Sangamon County's sole landfill is currently inactive.

Christian and Sangamon counties each have an active transfer station; Montgomery County does not. Of the three, only Sangamon County has compost facilities.

Transfer station's activity reflects loss of landfill

Region Five's three transfer stations handled more than 190,000 tons of municipal waste during 1997, an amount equivalent to about nine percent of the wastes landfilled in the region.

Nearly 95 percent of these transfers took place at Waste Management's facility in Springfield, and at a level that reflected the inability of Sangamon Valley Landfill to take Springfield's wastes.

Transfer Stations: Wastes Handled 1997

| | Municipality | County | Tons |
|------------------------|--------------|-----------|----------------|
| Area Disposal | Lincoln | Logan | 2,000 |
| U-Dump-It | Pana | Christian | 6,264 |
| Waste Mgt. of Illinois | Springfield | Sangamon | 182,093 |
| Total | | | 190,357 |

Compost facilities

More than 6,200 tons of landscape wastes (an amount three hundredths of regional wastes landfilled) were processed through the three facilities that were active in Region Five in 1997.

Compost Facilities: Wastes Accepted 1997

| | Municipality | County | Tons |
|-------------------------|--------------|----------|--------------|
| Dirksen Parkway Compost | Springfield | Sangamon | 11 |
| Quincy Compost Facility | Quincy | Adams | 2,445 |
| Sangamon One | Springfield | Sangamon | 3,750 |
| Total | | | 6,206 |

Recycling rates range from one to 29 percent

The Illinois EPA encourages but does not regulate recycling, and is not obligated to collect and report recycling data; it does, however, as a public service, seek this information from county recycling coordinators.

Only six recycling coordinators (out of 17 counties) in Region Five provided data for 1997. Recycling rates in these six counties — Adams, Christian, Logan, Montgomery, Morgan, and Sangamon — ranged from 10 percent to a high of 29 percent, yielding an average 22 percent for 1997's recycling efforts.

Region Five: West Central Illinois

The multi-year average for the full region, which includes recycling data reaching back to 1992, is also 22 percent. ♦

Municipal Wastes Recycled

| County | Estimated Population as of 7-1-97 | Waste Generated | | Waste Recycled | |
|--------------------------|-----------------------------------|-----------------|-----|----------------|-------------------------|
| | | Tons | PCD | Tons | Percent |
| Adams | 67,851 | 69,573 | 6 | 18,274 | 26% |
| Brown ¹ | 6,345 | 2,965 | 2.7 | 90 | 3% |
| Calhoun | 4,960 | 2,879 | 3.2 | 36 | 1% |
| Cass ¹ | 13,223 | 7,245 | 3 | 117 | 2% |
| Christian | 34,608 | 24,648 | 3.9 | 7,009 | 28% |
| Greene | 15,639 | 11,572 | 4.1 | 634 | 6% |
| Jersey | 21,248 | 19,355 | 5 | 1,009 | 5% |
| Logan ^{1&2} | 31,317 | 21,586 | 3.8 | 2,123 | 10% |
| Macoupin | 49,214 | 18,307 | 2.1 | 1,338 | 7% |
| Mason ¹ | 16,885 | 9,193 | 3 | 242 | 3% |
| Menard | 12,345 | 6,485 | 3.2 | 103 | 2% |
| Montgomery | 30,992 | 17,436 | 3.1 | 2,989 | 17% |
| Morgan | 36,056 | 28,252 | 4.3 | 6,245 | 22% |
| Pike ¹ | 17,287 | 9,709 | 3.1 | 293 | 3% |
| Sangamon ¹ | 191,597 | 252,104 | 7.5 | 72,947 | 29% |
| Schuyler ¹ | 7,625 | 4,217 | 3.1 | 112 | 3% |
| Scott ¹ | 5,591 | 3,192 | 3.1 | 85 | 3% |
| Totals | 562,783 | 508,718 | | 113,646 | 22% ³ |

¹ Has residential recycling ordinance.

² Has commercial recycling ordinance.

³ Regional average.

Municipal Waste Management Plans

The Solid Waste Planning and Recycling Act required all Illinois counties and the city of Chicago to develop, adopt and implement 20-year municipal waste management plans.

Plans include programs and recommendations to achieve solid waste management goals, which typically include waste reduction, recycling, incineration and landfilling as program options.

The law requires each plan to include a program designed to recycle 15 percent of municipal wastes by the end of the third year of the program and 25 percent of municipal wastes by the end of the fifth year, depending upon the availability of markets.

Every five years each plan must identify changes in planning areas, evaluate progress in plan implementation and, if necessary, revise plan recommendations and goals. The county also has the option of updating its solid waste generation rate. The plan is then submitted to the Illinois EPA for review and comment.

A five year plan update has been adopted by Sangamon County.

Questions concerning these plans and their availability should be directed to the appropriate local administrators listed in Appendix K.

Details concerning Region Five landfills and transfer stations follow on pages R5.6 through R5.13.

Five Oaks Recycling and Disposal Facility

| | |
|--------------------|---|
| County | Christian |
| Municipality | Taylorville |
| Location | 890 E. 1500 North Road |
| Location | 217-824-3942 |
| Hours of operation | Mon.-Fri.: 7 a.m. - 3 p.m.; Sat.: 7 a.m. - 11 a.m. |
| Wastes accepted | Municipal, nonhazardous special, liquids for solidification |
| Tipping fee | \$20 per ton |
| Owner | Waste Management of Illinois Inc. |
| Operator | Waste Management of Illinois Inc. |

Facility Facts

| | |
|---|-------------------------------|
| Identification number | 0218160006 |
| Design capacity, airspace cu.yds. | N/A |
| Total permitted landfill area, acres | 213 |
| Permitted disposal area, acres | 175 |
| Highest permitted elevation, feet (msl) | 685 |
| Leachate monitoring stations | 2 |
| Groundwater monitoring wells | 17 |
| Methane collection system | Active extraction with flares |
| Years remaining, estimated by landfill | 34 |
| Date/year to open — date/year to close | 12-31-78 - 2031 |

Wastes Received: 1995, 1996, 1997

| | TOTAL WASTES ACCEPTED | | | OUT-OF-STATE WASTES ACCEPTED | | |
|------|-----------------------|---------|----------|------------------------------|------|------------|
| | gate cu. yds. | tons | tons/day | gate cu. yds. | tons | % of total |
| 1995 | 944,328 | 286,160 | 1,101 | 1,878 | 569 | <1 |
| 1996 | 1,210,315 | 366,762 | 1,411 | 2,332 | 707 | <1 |
| 1997 | 1,291,385 | 391,329 | 1,505 | 588* | 178 | <1 |

State of origin: Indiana, Iowa, Kentucky

Remaining Capacities: Jan. 1, 1997, and Jan. 1, 1998

| | | |
|-------------------------------------|------------|--------------|
| 1997 certified gate cu. yds. (tons) | 36,851,000 | (11,167,000) |
| 1998 certified gate cu. yds. (tons) | 43,847,000 | (13,287,000) |

Audits and Inspections

| | |
|------------------------------------|--|
| Solid Waste Mgt. Fees paid in 1997 | \$247,214 |
| Last audited by Illinois EPA | 7-15-97 |
| Facility inspected by | Christian County Solid Waste Management Department |

Contacts

Owner

Waste Management of Illinois Inc.
2 Westbrook Corporate Center, Suite 1000
Westchester, Ill. 60154
708-409-0700

Operator

Waste Management of Illinois Inc.
2 Westbrook Corporate Center, Suite 1000
Westchester, Ill. 60154
708-409-0700

Litchfield-Hillsboro Landfill

| | |
|---------------------------|---------------------------------|
| County | Montgomery |
| Municipality | Litchfield |
| Location | Route 16 East, Box 97 |
| Location | 217-324-2811 |
| Hours of operation | Mon.-Fri.: 7 a.m. - 4 p.m. |
| Wastes accepted | Municipal, nonhazardous special |
| Tipping fee | \$18.34 per ton |
| Owner | Envotech/Illinois Inc.* |
| Operator | Envotech/Illinois Inc. |

*A subsidiary of Liberty Waste Services Ltd.

Facility Facts

| | |
|--|-------------|
| Identification number | 1358150007 |
| Design capacity, airspace cu.yds. | N/A |
| Total permitted landfill area, acres | 148 |
| Permitted disposal area, acres | 62 |
| Highest permitted elevation, feet (msl) | 723 |
| Leachate monitoring stations | 3 |
| Groundwater monitoring wells | 13 |
| Methane collection system | None |
| Years remaining, estimated by landfill | 16 |
| Date/year to open — date/year to close | 1976 - 2014 |

Wastes Received: 1995, 1996, 1997

| | <u>TOTAL WASTES ACCEPTED</u> | | | <u>OUT-OF-STATE WASTES ACCEPTED</u> | | |
|-------------|------------------------------|---------|----------|-------------------------------------|-------|------------|
| | gate cu. yds. | tons | tons/day | gate cu. yds. | tons | % of total |
| 1995 | 363,762 | 110,231 | 424 | 24,702 | 7,485 | 7 |
| 1996 | 316,000 | 95,758 | 368 | 23,320 | 7,067 | 7 |
| 1997 | 390,790 | 118,421 | 455 | 28,194* | 8,544 | 7 |

*State of origin: Missouri

Remaining Capacities: Jan. 1, 1997, and Jan. 1, 1998

| | | |
|--|-----------|-------------|
| 1997 certified gate cu. yds. (tons) | 6,727,000 | (2,038,000) |
| 1998 certified gate cu. yds. (tons) | 6,274,000 | (1,901,000) |

Audits and Inspections

| | |
|---|-------------------------------------|
| Solid Waste Mgt. Fees paid in 1997 | \$99,346 |
| Last audited by Illinois EPA | 7-30-96 |
| Facility inspected by | Montgomery County Health Department |

Contacts

Owner

Envotech/Illinois Inc.*
Route 16 East, Box 97
Litchfield, Ill. 62056
217-324-2811

Operator

Envotech/Illinois Inc.
Route 16 East, Box 97
Litchfield, Ill. 62056
217-324-2811

*A subsidiary of Liberty Waste Services Ltd., 625 Liberty Ave., Pittsburgh, Pa. 15222 • 412-562-1000.

Pike County Landfill

| | |
|---------------------------|---------------------------------|
| County | Pike |
| Municipality | Baylis |
| Location | Rural Route 1 |
| Location | 309-676-4893 |
| Hours of operation | Mon.-Fri.: 7 a.m. - 3 p.m. |
| Wastes accepted | Municipal, nonhazardous special |
| Tipping fee | \$8.75 per cubic yard |
| Owner | Pike County Landfill Inc.* |
| Operator | Pike County Landfill Inc. |

*A subsidiary of Peoria Disposal Co.

Facility Facts

| | |
|--|-----------------|
| Identification number | 1498160001 |
| Design capacity, airspace cu.yds. | 5,200,000 |
| Total permitted landfill area, acres | 77 |
| Permitted disposal area, acres | 69 |
| Highest permitted elevation, feet (msl) | 836 |
| Leachate monitoring stations | 6 |
| Groundwater monitoring wells | 11 |
| Methane collection system | None |
| Years remaining, estimated by landfill | 19 |
| Date/year to open — date/year to close | 12-31-75 - 2016 |

Wastes Received: 1995, 1996, 1997

| | <u>TOTAL WASTES ACCEPTED</u> | | | <u>OUT-OF-STATE WASTES ACCEPTED</u> | | |
|-------------|------------------------------|--------|----------|-------------------------------------|--------|------------|
| | gate cu. yds. | tons | tons/day | gate cu. yds. | tons | % of total |
| 1995 | 274,458 | 83,169 | 320 | 40,258 | 12,199 | 15 |
| 1996 | 290,771 | 88,112 | 339 | 27,925 | 8,462 | 10 |
| 1997 | 278,769 | 84,475 | 325 | 20,187* | 6,117 | 7 |

*States of origin: Iowa, Missouri, Nebraska

Remaining Capacities: Jan. 1, 1997, and Jan. 1, 1998

| | | |
|--|-----------|-------------|
| 1997 certified gate cu. yds. (tons) | 9,147,000 | (2,772,000) |
| 1998 certified gate cu. yds. (tons) | 5,202,000 | (1,576,000) |

Audits and Inspections

| | |
|---|---|
| Solid Waste Mgt. Fees paid in 1997 | \$83,325 |
| Last audited by Illinois EPA | 2-27-96 |
| Facility inspected by | Illinois EPA, Springfield Regional Office |

Contacts

Owner

Pike County Landfill Inc.*
 Box 9071
 Peoria, Ill. 61612
 309-676-4893

Operator

Pike County Landfill Inc.
 Box 9071
 Peoria, Ill. 61612
 309-676-4893

*A subsidiary of Peoria Disposal Co., 4700 N. Sterling Ave., Peoria, Ill. 61614 • 309-676-4893.

RCS Landfill

| | |
|---------------------------|---------------------------------|
| County | Jersey |
| Municipality | Jerseyville |
| Location | 1336 W. Crystal Lake Road |
| Location | 618-656-6912 |
| Hours of operation | Mon.-Fri.: 7 a.m. - 5 p.m. |
| Wastes accepted | Municipal, nonhazardous special |
| Tipping fee | \$24 per ton |
| Owner | RCS Inc.* |
| Operator | RCS Inc. |

*A subsidiary of Allied Waste Industries Inc.

Facility Facts

| | |
|--|----------------|
| Identification number | 0830250012 |
| Design capacity, airspace cu.yds. | N/A |
| Total permitted landfill area, acres | 190 |
| Permitted disposal area, acres | 24 |
| Highest permitted elevation, feet (msl) | 662 |
| Leachate monitoring stations | 2 |
| Groundwater monitoring wells | 9 |
| Methane collection system | None |
| Years remaining, estimated by landfill | 58 |
| Date/year to open — date/year to close | 1-31-95 - 2055 |

Wastes Received: 1995, 1996, 1997

| | <u>TOTAL WASTES ACCEPTED</u> | | | <u>OUT-OF-STATE WASTES ACCEPTED</u> | | |
|-------------|------------------------------|---------|----------|-------------------------------------|---------|------------|
| | gate cu. yds. | tons | tons/day | gate cu. yds. | tons | % of total |
| 1995 | 487,999 | 147,879 | 569 | 328,842 | 99,649 | 67 |
| 1996 | 635,072 | 192,446 | 740 | 423,327 | 128,281 | 67 |
| 1997 | 67,203 | 20,365 | 78 | 678* | 205 | 1 |

State of origin: Missouri

Remaining Capacities: Jan. 1, 1997, and Jan. 1, 1998

| | | |
|--|-----------|-------------|
| 1997 certified gate cu. yds. (tons) | 3,902,000 | (1,182,000) |
| 1998 certified gate cu. yds. (tons) | 3,891,000 | (1,179,000) |

Audits and Inspections

| | |
|---|---|
| Solid Waste Mgt. Fees paid in 1997 | \$11,300 |
| Last audited by Illinois EPA | 6-4-96 |
| Facility inspected by | Illinois EPA, Springfield Regional Office |

Contacts

Owner

RCS Inc.*
3950 Mississippi Ave.
Cahokia, Ill. 62206
618-337-1755

Operator

RCS Inc.
1336 W. Crystal Lake Road
Jerseyville, Ill. 62052
618-656-6912

*A subsidiary of Allied Waste Industries Inc., 15880 N. Greenway Hayden Loop, Suite 100, Scottsdale, Ariz. 85260 • 602-423-2946. Regional office: 13570 St. Charles Rock Road, Bridgeton, Mo. 63044 • 314-739-1919.

Sangamon Valley Landfill (inactive*)

| | |
|--------------------|---------------------------------|
| County | Sangamon |
| Municipality | Springfield |
| Location | 2565 Sandhill Road |
| Location | 217-525-4030 |
| Hours of operation | N/A |
| Wastes accepted | Municipal, nonhazardous special |
| Tipping fee | N/A |
| Owner | E.S.G. Watts Inc. |
| Operator | E.S.G. Watts Inc. |

*Court order issued 2-27-95 prohibits facility from taking waste.

Facility Facts

| | |
|---|-----------------|
| Identification number | 1678220037 |
| Design capacity, airspace cu.yds. | N/A |
| Total permitted landfill area, acres | 136 |
| Permitted disposal area, acres | 95 |
| Highest permitted elevation, feet (msl) | 667 |
| Leachate monitoring stations | 4 |
| Groundwater monitoring wells | 21 |
| Methane collection system | Gas-to-energy |
| Years remaining, estimated by landfill | 37 |
| Date/year to open — date/year to close | 3-12-81 - 2035* |

*Facility estimates remaining lifetime based on available capacity at time it ceased taking wastes.

Wastes Received: 1995, 1996, 1997

| | TOTAL WASTES ACCEPTED | | | OUT-OF-STATE WASTES ACCEPTED | | |
|------|-----------------------|------|----------|------------------------------|------|------------|
| | gate cu. yds. | tons | tons/day | gate cu. yds. | tons | % of total |
| 1995 | 195 | 59 | <1 | 0 | 0 | 0 |
| 1996 | 0 | 0 | 0 | 0 | 0 | 0 |
| 1997 | 0 | 0 | 0 | 0 | 0 | 0 |

Remaining Capacities: Jan. 1, 1997, and Jan. 1, 1998

| | | |
|-------------------------------------|-------------|--------------|
| 1997 certified gate cu. yds. (tons) | 11,542,000* | (3,498,000*) |
| 1998 certified gate cu. yds. (tons) | 11,542,000* | (3,498,000*) |

*Facility has ceased taking wastes but continues to report capacity.

Audits and Inspections

| | |
|------------------------------------|---|
| Solid Waste Mgt. Fees paid in 1997 | N/A |
| Last audited by Illinois EPA | N/A |
| Facility inspected by | Sangamon County Department of Public Health |

Contacts

Owner

E.S.G. Watts Inc.
8400 77th St. West
Taylor Ridge, Ill. 61284
309-798-2266

Operator

E.S.G. Watts Inc.
8400 77th St. West
Taylor Ridge, Ill. 61284
309-798-2266

Area Disposal Transfer Station

| | |
|---------------------------|---|
| County | Logan |
| Municipality | Lincoln |
| Location | 835 1575th Street |
| Location | 217-732-9869 |
| Hours of operation | Mon. - Fri.: 4 a.m. - 6 p.m.; Sat.: 4 a.m. - 2 p.m. |
| Wastes accepted | Municipal |
| Tipping fee | \$10.60/cu. yd. |
| Owner | Peoria Disposal Co. |
| Operator | Area Disposal |

Facility Facts

| | |
|------------------------------|------------|
| Identification number | 1078160001 |
| Opened, year | 1982 |
| Facility acreage | 15-20 |

Wastes Received: 1996, 1997

| | <u>Tons per year</u> | <u>Tons per day (average)</u> |
|-------------|----------------------|-------------------------------|
| 1996 | 2,000 | 8 |
| 1997 | 2,000 | 8 |

Inspections

| | |
|------------------------------|---|
| Facility inspected by | Illinois EPA, Springfield Regional Office |
|------------------------------|---|

Contacts

| Owner | Operator |
|--|--|
| Peoria Disposal Co. 4700 N. Sterling Ave. Peoria 61612 309-688-0760 | Area Disposal 3 Country Club Lincoln 62656 217-735-5881 |

U-Dump-It Transfer Station

| | |
|---------------------------|--|
| County | Christian |
| Municipality | Pana |
| Location | 412 N. Garfield |
| Location | N/A |
| Hours of operation | Mon. - Fri.: 7 a.m. - 4 p.m.; Sat.: 7:30 a.m. - 3 p.m. |
| Wastes accepted | Municipal |
| Tipping fee | \$55/ton |
| Owner | Waste Management of Illinois Inc. |
| Operator | Waste Management of Illinois Inc. |

Facility Facts

| | |
|------------------------------|------------|
| Identification number | 0218100002 |
| Opened, year | 1978 |
| Facility acreage | 2 |

Wastes Received: 1996, 1997

| | <u>Tons per year</u> | <u>Tons per day (average)</u> |
|-------------|----------------------|-------------------------------|
| 1996 | 6,264 | 24 |
| 1997 | 6,264 | 24 |

Inspections

| | |
|------------------------------|--|
| Facility inspected by | Christian County Solid Waste Management Department |
|------------------------------|--|

Contacts

Owner

Waste Management of Illinois Inc.
890 E. 1500 N. Road
Taylorville 62568
217-824-3942

Operator

Waste Management of Illinois Inc.
890 E. 1500 N. Road
Taylorville 62568
217-824-3942

Waste Management/Springfield Transfer Station

| | |
|---------------------------|---|
| County | Sangamon |
| Municipality | Springfield |
| Location | 3000 E. Ash St. |
| Location | 217-523-5497 |
| Hours of operation | Mon. - Sat.: 5 a.m. - 6 p.m. |
| Wastes accepted | Municipal, recyclables, landscape waste |
| Tipping fee | \$11.25/cu. yd. |
| Owner | Waste Management of Illinois Inc. |
| Operator | Waste Management of Illinois Inc. |

Facility Facts

| | |
|------------------------------|------------|
| Identification number | 1671200127 |
| Opened, year | 1980 |
| Facility acreage | 3.58 |

Wastes Received: 1996, 1997

| | <u>Tons per year</u> | <u>Tons per day (average)</u> |
|-------------|----------------------|-------------------------------|
| 1996 | 156,600 | 602 |
| 1997 | 182,093 | 700 |

Inspections

| | |
|------------------------------|---|
| Facility inspected by | Sangamon County Department of Public Health |
|------------------------------|---|

Contacts

Owner


Waste Management of Illinois Inc.
2 Westbrook Corporate Center, Suite 1000
Westchester 60154
708-409-0700

Operator

Waste Management of Illinois Inc.
2 Westbrook Corporate Center, Suite 1000
Westchester 60154
708-409-0700

**Landfills
Transfer Stations
Compost Facilities**

Region Six: Metropolitan East St. Louis



AS OF JAN. 1, 1998, THE REGION'S FIVE LANDFILLS reported a total capacity decline of 3.3 percent. The available capacity of 55 million gate cubic yards recorded for that date was 1.9 million gate cubic yards less than the volume reported one year earlier. This was the only region in the state to report a decline in capacity.

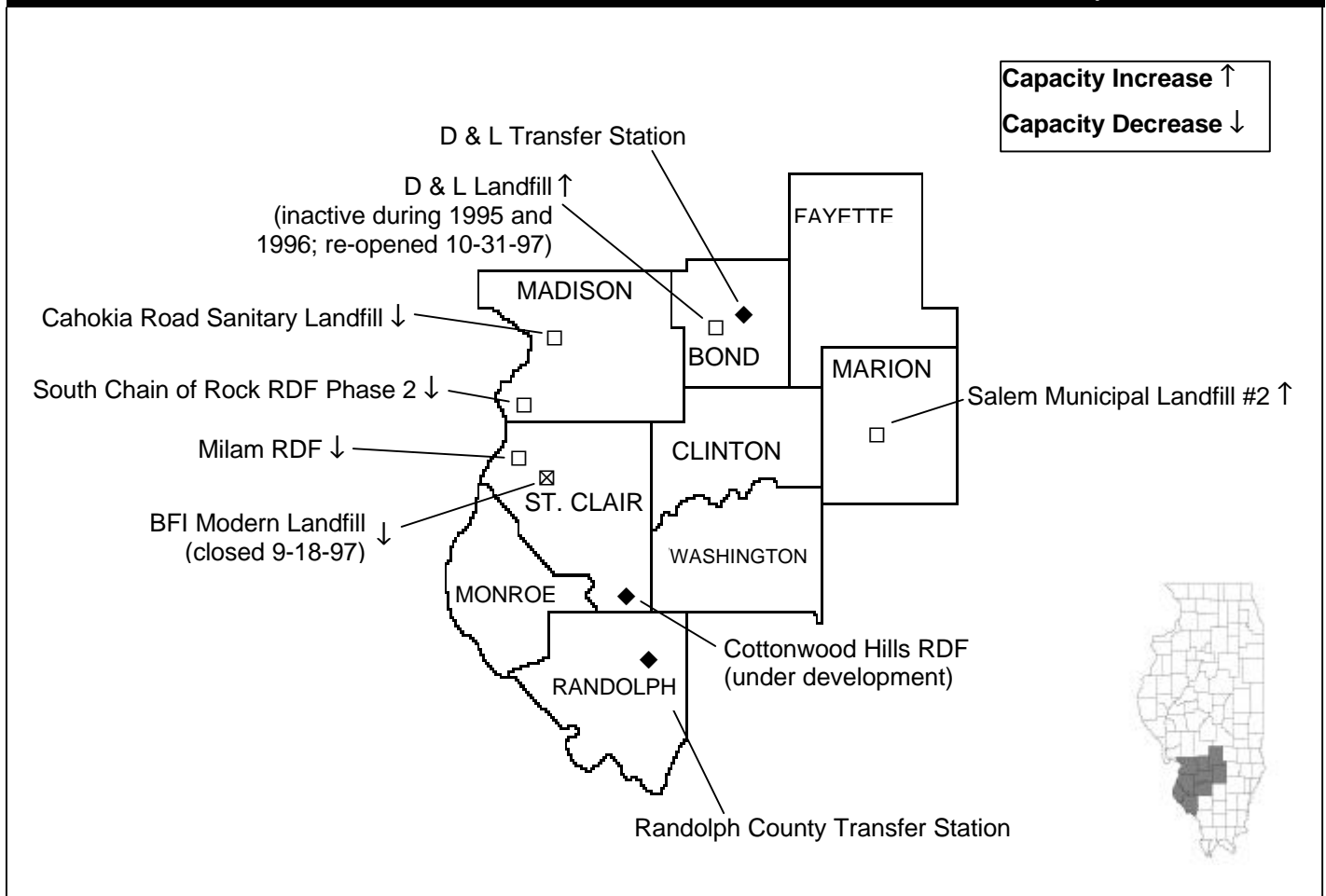
Included in these capacity figures is nine million gate cubic yards reported by D & L Landfill, in Greenville, a facility that re-opened in October 1997.

Sharper focus

Other percentages help bring this snapshot into sharper focus: Region Six, as of Jan. 1, 1998, contributed 8.8 percent of the state's available landfill capacity; and during 1997, these facilities absorbed 14.9 percent of solid wastes landfilled statewide.

The 6 million gate cubic yards of wastes landfilled in the Region in 1997 were more than 1.2 million gate cubic yards, or 24.9 percent more than the previous year. As might be expected, Metropolitan

Landfills and Transfer Stations: Active, Closed, Under Development



Region Six: Metropolitan East St. Louis

East St. Louis and Chicago Metropolitan areas have less landfill life than other parts of the state; (9.1 and 8.1 years remaining respectively).

New landfill being developed in St. Clair County

The region's capacity is expected to receive an enormous boost in the near future when Cottonwood Hills Recycling and Disposal Facility (RDF), near Marissa, begins accepting wastes. The facility occupies a total area of 437 acres and is seeking, initially, a permitted disposal area of 206 acres, and a design airspace capacity of 42 million cubic yards.

Airspace is the bubble that will be filled by wastes, by daily cover (soil or alternative materials spread atop the wastes at the end of each working day) and, finally, by the landfill's final clay and topsoil cap.

Cottonwood Hills will be some 3 1/2 times larger than BFI Modern Landfill, in Belleville, which closed in 1997, but only about half the size of the proposed Spoon Ridge Landfill expansion in Region Three.

Having gained a development permit in late 1997, Spoon Ridge recently announced plans to close temporarily, opening the door for Cottonwood Hills to possibly become the state's largest landfill in terms of available capacity.

Half of wastes came from out of state

D & L Landfill and Salem Municipal Landfill #2 were the only facilities in the region that did not accept out-of-state wastes. Other landfills thrived on them. Of total wastes accepted in the Region Six, three million cubic yards, or 50 percent, originated elsewhere.

| | |
|---------------------------------|----------------|
| Counties | 9 |
| Area (square miles) | 5,061 |
| Population (est.) | 713,921 |
| Landfill life expectancy | |
| Years remaining | 9.1 ♦ |
| Landfills | |
| Active in 1997 | 6 |
| Closed in 1995 | 1 |
| Closed in 1997 | 1 |
| Reopened in 1997 | 1 |
| Under Development | 1 |
| Transfer Stations | |
| Active in 1997 | 2 |
| Compost facilities | |
| Active in 1997 | 8 |

♦ Total remaining capacity (from table below) divided by total wastes accepted. Tells how long the region may be served by local landfills at current disposal rates, barring capacity adjustments, until capacity is depleted.

Landfills: Wastes Accepted 1997; Remaining Capacities Jan. 1, 1998

| | Municipality | County | Wastes | | Capacity | | Disp. Area Acres | Close Year |
|--|----------------|-----------|-------------------|-------------------|-------------------|-------------------|------------------|------------|
| | | | Cu. Yds. | Rank ¹ | Cu. Yds. | Rank ² | | |
| closed 9-18-97 BFI Modern Landfill ♦ | Belleville | St. Clair | 516,833 | 24 | 0 | N/A | 105 | 1997 |
| Cahokia Road Sanitary Landfill ♦ | Roxana | Madison | 897,211 | 13 | 13,220,000 | 11 | 72 | 2012 |
| Cottonwood Hills RDF ³ | Marissa | St. Clair | under development | | N/A | N/A | 206 | 2028 |
| re-opened 10-31-97 D & L Landfill ♦ ⁴ | Greenville | Bond | 2,517 | 53 | 9,088,000 | 18 | 62 | 2026 |
| Milam RDF ♦ | East St. Louis | St. Clair | 3,396,286 | 2 | 27,478,000 | 6 | 176 | 2006 |
| Salem Municipal Landfill #2 ♦ | Salem | Marion | 14,153 | 52 | 785,000 | 49 | 22 | 2007 |
| South Chain of Rocks RDF ♦ | Granite City | Madison | 1,200,589 | 8 | 4,407,000 | 34 | 102 | 2002 |
| Totals | | | 6,027,589 | | 54,978,000 | | | |

♦ Six landfills accepted out-of-state wastes during 1997 totalling 3,021,779 cubic yards, or 50% of the region's total.

¹ Standing among 56 landfills that accepted wastes during 1997.

² Standing among 56 landfills that reported capacity as of Jan. 1, 1998.

³ Cottonwood Hills RDF is seeking an Agency permit to operate at press time.

⁴ Development permit issued 2-7-95; facility re-opened 10-31-97.

Region Six: Metropolitan East St. Louis

Questions and Complaints

Illinois EPA region Six field office personnel investigate reports of suspected illegal waste disposal, and inspect the region's landfills, transfer stations and compost facilities, except in **Madison and St. Clair counties**, where joint responsibility has been delegated to local authorities.

Questions or complaints concerning pollution control facilities, open dumping or other incidents should be directed to the office having jurisdiction over the site:

Illinois EPA
2009 Mall St.
Collinsville, Ill. 62234
Phone: 618-346-5120
Fax: 618-346-5155

Madison County Environmental Dept.
157 N. Main, Suite 254
Edwardsville, Ill. 62025
Phone: 618-692-7040 Ext. 4663
Fax: 618-692-8982

St. Clair County Health Department
19 Public Square, Suite 150
Belleville, Ill. 62220
Phone: 618-233-7769
Fax: 618-236-0676

Fully 66 percent of wastes interred in 1997 at Milam RDF, East St. Louis came from out-of-state; at South Chain of Rocks RDF, Granite City it was 56 percent; and 17 percent at BFI Modern Landfill, Belleville, now closed.

Milam RDF had the distinction of ranking second in the state in quantities of wastes disposed during 1997, and sixth in available capacity as of Jan. 1, 1998.

Madison and St. Clair counties conduct inspections

The Illinois EPA has delegated inspection authority to the Madison County Environmental Department and the St. Clair County Health Department.

Delegation agreements authorize these agencies to conduct many of the duties that would otherwise be performed by the Illinois EPA field office: investigating and enforcing suspected violations of land pollution laws and reports of open dumping, and inspecting landfills, transfer stations and compost facilities permitted through the Agency's Bureau of Land.

(Inspections also include industrial landfills, or monofills, and landfills that closed prior to 1995; these facilities are not included in this report.)

Madison County has two landfills, and St. Clair has three — one active, one that closed in 1997, and one that plans to open in the near future. Both counties have three compost facilities each, but no transfer stations.

Two transfer stations vied for business

Two transfer stations in Region Six reported handling more than 76,000 tons of wastes during 1997, an amount equivalent to one percent of the wastes landfilled in the region. Three other transfer stations didn't voluntarily report the amount accepted.

Transfer Stations: Wastes Handled 1997

| | Municipality | County | Tons |
|-------------------------|--------------|----------|---------------|
| Bethalto Waste Transfer | Bethalto | Madison | N/A |
| D & L Disposal | Greenville | Bond | 46,800 |
| Granite City Landscape | Granite City | Madison | N/A |
| Nameoki Township | Granite City | Madison | N/A |
| Randolph County | Sparta | Randolph | 29,982 |
| Total | | | 76,782 |

Composting followed familiar pattern

Eight compost facilities processed more than 70,000 tons of landscape wastes, an amount equal to about less than one percent of all wastes disposed in Region Six.

Region Six: Metropolitan East St. Louis

Typically, one facility tends to dominate composting activities. In this case, BFI Modern Landfill's site in Belleville composted 59 percent of the region's landscape wastes.

Compost Facilities: Wastes Accepted 1997

| | Municipality | County | Tons |
|-----------------------|--------------|------------|---------------|
| BFI Modern Landfill | Belleville | St. Clair | 41,165 |
| Cahokia Road Compost | Roxana | Madison | 5,402 |
| Centralia Landscape | Centralia | Marion | 61 |
| D & L Landfill | Greenville | Bond | N/A |
| Milam RDF | Madison | St. Clair | 14,763 |
| Nashville Municipal | Nashville | Washington | 759 |
| Red Bud Composting | Red Bud | Randolph | 201 |
| Salem Municipal LF #2 | Salem | Marion | 251 |
| South Chain of Rocks | Madison | Madison | 7,533 |
| Total | | | 70,135 |

Recycling rates varied from one to 32 percent

The Illinois EPA encourages but does not regulate recycling, and is not obligated to collect and report recycling data; it does, however, as a public service, seek this information from county recycling coordinators.

Recycling rates in Region Six ranged from a low of one percent to a high of 32 percent. Nearly half of this data was for 1990 and 1994, resulting in a regional average recycling rate of 26.5 percent. ♦

Municipal Wastes Recycled

| County | Estimated Population as of 7-1-97 | Waste Generated | | Waste Recycled | |
|----------------------|-----------------------------------|-----------------|-----|----------------|---------------------------|
| | | Tons | PCD | Tons | Percent |
| Bond | 17,070 | 6,577 | 2.4 | 1,217 | 18.5% |
| Clinton | 35,367 | 17,215 | 2.7 | 3,184 | 18.5% |
| Fayette | 21,604 | 19,657 | 5.1 | 4,158 | 21% |
| Madison ¹ | 258,641 | 278,093 | 5.9 | 82,422 | 30% |
| Marion | 42,035 | 41,561 | 4.5 | 5,282 | 15% |
| Monroe | 25,931 | 13,760 | 3.1 | 1,213 | 9% |
| Randolph | 34,082 | 17,182 | 2.7 | 536 | 3% |
| St. Clair | 263,866 | 143,431 | 3 | 46,317 | 32% |
| Washington | 15,325 | 6,944 | 2.5 | 60 | 1% |
| Totals | 713,921 | 544,420 | | 144,389 | 26.5% ² |

¹ Has residential recycling ordinance.

² Regional average.

Municipal Waste Management Plans

The Solid Waste Planning and Recycling Act required all Illinois counties and the city of Chicago to develop, adopt and implement 20-year municipal waste management plans.

Plans include programs and recommendations to achieve solid waste management goals, which typically include waste reduction, recycling, incineration and landfilling as program options.

The law requires each plan to include a program designed to recycle 15 percent of municipal wastes by the end of the third year of the program and 25 percent of municipal wastes by the end of the fifth year, depending upon the availability of markets.

Every five years each plan must identify changes in planning areas, evaluate progress in plan implementation and, if necessary, revise plan recommendations and goals. The county also has the option of updating its solid waste generation rate. The plan is then submitted to the Illinois EPA for review and comment.

Five year plan updates have been adopted by Madison, Monroe, and St. Clair Counties.

Questions concerning these plans and their availability should be directed to the appropriate local administrators listed in Appendix K.

Details concerning Region Six landfills and transfer stations follow on pages R6.6 through R6.17.

BFI Modern Landfill (closed)

| | |
|--------------------|--|
| County | St. Clair |
| Municipality | Belleville |
| Location | 3521 Centreville Ave. |
| Location | 618-235-9625 |
| Hours of operation | N/A |
| Wastes accepted | Municipal, nonhazardous special |
| Tipping fee | N/A |
| Owner | BFI Waste Systems of North America Inc.* |
| Operator | BFI Waste Systems of North America Inc. |

*A subsidiary of Browning-Ferris Industries, Inc.

Facility Facts

| | |
|---|-------------------|
| Identification number | 1630100022 |
| Design capacity, airspace cu.yds. | 12,300,000 |
| Total permitted landfill area, acres | 123 |
| Permitted disposal area, acres | 105 |
| Highest permitted elevation, feet (msl) | 585 |
| Leachate monitoring stations | 4 |
| Groundwater monitoring wells | 19 |
| Methane collection system | Flares |
| Years remaining, estimated by landfill | 0 |
| Date/year to open — date/year to close | 6-30-77 - 9-18-97 |

Wastes Received: 1995, 1996, 1997

| | TOTAL WASTES ACCEPTED | | | OUT-OF-STATE WASTES ACCEPTED | | |
|------|-----------------------|---------|----------|------------------------------|--------|------------|
| | gate cu. yds. | tons | tons/day | gate cu. yds. | tons | % of total |
| 1995 | 560,586 | 169,875 | 653 | 35,237 | 10,678 | 6 |
| 1996 | 477,061 | 144,564 | 556 | 39,689 | 12,027 | 10 |
| 1997 | 516,833 | 156,616 | 602 | 89,434* | 27,101 | 17 |

*State of origin: Missouri

Remaining Capacities: Jan. 1, 1997, and Jan. 1, 1998

| | | |
|-------------------------------------|---------|-----------|
| 1997 certified gate cu. yds. (tons) | 547,000 | (166,000) |
| 1998 certified gate cu. yds. (tons) | 0 | (0) |

Audits and Inspections

| | |
|------------------------------------|------------------------------------|
| Solid Waste Mgt. Fees paid in 1997 | \$127,917 |
| Last audited by Illinois EPA | 4-29-97 |
| Facility inspected by | St. Clair County Health Department |

Contacts

Owner

BFI Waste Systems of North America Inc.*
3521 Centreville Ave.
Belleville, Ill. 62223
618-235-9625

Operator

BFI Waste Systems of North America Inc.
3521 Centreville Ave.
Belleville, Ill. 62223
618-235-9625

*A subsidiary of Browning-Ferris Industries Inc., 757 N. Eldridge, Houston, Texas 77079 • 281-870-8100.

Cahokia Road Sanitary Landfill

| | |
|--------------------|---|
| County | Madison |
| Municipality | Roxana |
| Location | 4600 Cahokia Road |
| Location | 618-656-6912 |
| Hours of operation | Mon.-Fri.: 5 a.m. - 4 p.m.; Sat.: 7 a.m. - noon |
| Wastes accepted | Municipal, nonhazardous special |
| Tipping fee | \$22.50 per ton |
| Owner | Laidlaw Waste Systems (Madison)* |
| Operator | Laidlaw Waste Systems (Madison) |

*A subsidiary of Allied Waste Industries Inc.

Facility Facts

| | |
|---|-------------|
| Identification number | 1190900002 |
| Design capacity, airspace cu.yds. | N/A |
| Total permitted landfill area, acres | 104 |
| Permitted disposal area, acres | 72 |
| Highest permitted elevation, feet (msl) | 592 |
| Leachate monitoring stations | 1 |
| Groundwater monitoring wells | 14 |
| Methane collection system | Flares |
| Years remaining, estimated by landfill | 15 |
| Date/year to open — date/year to close | 1975 - 2012 |

Wastes Received: 1995, 1996, 1997

| | TOTAL WASTES ACCEPTED | | | OUT-OF-STATE WASTES ACCEPTED | | |
|------|-----------------------|---------|----------|------------------------------|--------|------------|
| | gate cu. yds. | tons | tons/day | gate cu. yds. | tons | % of total |
| 1995 | 400,298 | 121,302 | 467 | 675 | 205 | <1 |
| 1996 | 690,714 | 209,307 | 805 | 72,569 | 21,991 | 11 |
| 1997 | 897,211 | 271,882 | 1,046 | 17,776* | 5,387 | <1 |

*State of origin: Missouri

Remaining Capacities: Jan. 1, 1997, and Jan. 1, 1998

| | | |
|-------------------------------------|------------|-------------|
| 1997 certified gate cu. yds. (tons) | 13,933,000 | (4,222,000) |
| 1998 certified gate cu. yds. (tons) | 13,220,000 | (4,006,000) |

Audits and Inspections

| | |
|------------------------------------|---|
| Solid Waste Mgt. Fees paid in 1997 | \$161,629 |
| Last audited by Illinois EPA | 6-18-96 |
| Facility inspected by | Madison County Environmental Department |

Contacts

Owner

Laidlaw Waste Systems (Madison)*
4600 Cahokia Road, Box 97
Roxana, Ill. 62084
618-656-6912

Operator

Laidlaw Waste Systems (Madison)
4600 Cahokia Road, Box 97
Roxana, Ill. 62084
618-656-6912

*A subsidiary of Allied Waste Industries Inc., 15880 N. Greenway Hayden Loop, Suite 100, Scottsdale, Ariz. 85260 • 602-423-2946. Regional office: 13570 St. Charles Rock Road, Bridgeton, Mo. 63044 • 314-739-1919.

Cottonwood Hills RDF (under development)

| | |
|--------------------|---|
| County | St. Clair |
| Municipality | Marissa |
| Location | 1 mile Northwest of Marissa |
| Location | 708-409-3548 |
| Hours of operation | Mon.-Fri.: 6 a.m. - 5 p.m.; Sat.: 7 a.m. - noon |
| Wastes accepted | Municipal, nonhazardous special |
| Tipping fee | N/A |
| Owner | Village of Marissa |
| Operator | Waste Management of Illinois Inc. |

Facility Facts

| | |
|---|---------------------|
| Identification number | 1630755017 |
| Design capacity, airspace cu.yds. | 42,000,000 |
| Total permitted landfill area, acres | 437* |
| Permitted disposal area, acres | 206 |
| Highest permitted elevation, feet (msl) | 575 |
| Leachate monitoring stations | 10 |
| Groundwater monitoring wells | 10 |
| Methane collection system | 67 extraction wells |
| Years remaining, estimated by landfill | 30 |
| Date/year to open — date/year to close | 1999 - 2028 |

Wastes Received: 1995, 1996, 1997

| | TOTAL WASTES ACCEPTED | | | OUT-OF-STATE WASTES ACCEPTED | | |
|------|-----------------------|------|----------|------------------------------|------|------------|
| | gate cu. yds. | tons | tons/day | gate cu. yds. | tons | % of total |
| 1995 | N/A | N/A | N/A | N/A | N/A | N/A |
| 1996 | N/A | N/A | N/A | N/A | N/A | N/A |
| 1997 | N/A | N/A | N/A | N/A | N/A | N/A |

Remaining Capacities: Jan. 1, 1997, and Jan. 1, 1998

| | | |
|-------------------------------------|-----|-------|
| 1997 certified gate cu. yds. (tons) | N/A | (N/A) |
| 1998 certified gate cu. yds. (tons) | N/A | (N/A) |

Audits and Inspections

| | |
|------------------------------------|------------------------------------|
| Solid Waste Mgt. Fees paid in 1997 | N/A |
| Last audited by Illinois EPA | N/A |
| Facility inspected by | St. Clair County Health Department |

Contacts

Owner

Village of Marissa
212 N. Main St.
Marissa, Ill. 62257
618-295-9372

Operator

Waste Management of Illinois Inc.
2 Westchester Corporate Center, Ste. 1000
Westchester, Ill. 60154
708-409-0700

D & L Landfill

| | |
|--------------------|---------------------------------|
| County | Bond |
| Municipality | Greenville |
| Location | 900 Willard St. |
| Location | 618-664-2819 |
| Hours of operation | Mon.-Fri.: 7 a.m. - 4 p.m. |
| Wastes accepted | Municipal, nonhazardous special |
| Tipping fee | \$18 per ton |
| Owner | D & L Landfill Inc. |
| Operator | D & L Landfill Inc. |

Facility Facts

| | |
|---|-------------|
| Identification number | 0050050001 |
| Design capacity, airspace cu.yds. | N/A |
| Total permitted landfill area, acres | 100* |
| Permitted disposal area, acres | 62 |
| Highest permitted elevation, feet (msl) | 600 |
| Leachate monitoring stations | 1 |
| Groundwater monitoring wells | 26 |
| Methane collection system | None |
| Years remaining, estimated by landfill | 29 |
| Date/year to open — date/year to close | 1974 - 2026 |

*Development permit issued 2-7-95. Facility reopened 10-31-97.

Wastes Received: 1995, 1996, 1997

| | TOTAL WASTES ACCEPTED | | | OUT-OF-STATE WASTES ACCEPTED | | |
|------|-----------------------|------|----------|------------------------------|------|------------|
| | gate cu. yds. | tons | tons/day | gate cu. yds. | tons | % of total |
| 1995 | 0 | 0 | 0 | 0 | 0 | 0 |
| 1996 | 0 | 0 | 0 | 0 | 0 | 0 |
| 1997 | 2,517 | 763 | <1 | 11 | 3 | <1 |

State of origin: Missouri

Remaining Capacities: Jan. 1, 1997, and Jan. 1, 1998

| | | |
|-------------------------------------|-----------|-------------|
| 1997 certified gate cu. yds. (tons) | 9,002,000 | (2,728,000) |
| 1998 certified gate cu. yds. (tons) | 9,088,000 | (2,754,000) |

Audits and Inspections

| | |
|------------------------------------|--|
| Solid Waste Mgt. Fees paid in 1997 | \$500 |
| Last audited by Illinois EPA | N/A |
| Facility inspected by | Illinois EPA, Collinsville Regional Office |

Contacts

Owner

D & L Landfill Inc.
Rural Route 3, Box 59, 900 Willard St.
Greenville, Ill. 62246
618-664-2819

Operator

D & L Landfill Inc.
Rural Route 3, Box 59, 900 Willard St.
Greenville, Ill. 62246
618-664-2819

Milam Recycling and Disposal Facility

| | |
|--------------------|---|
| County | St. Clair |
| Municipality | East St. Louis |
| Location | 601 Madison Road |
| Location | 618-271-6788 Ext. 122 |
| Hours of operation | Mon.-Fri.: 4 a.m. - 4 p.m.; Sat.: 5 a.m. - 2 p.m. |
| Wastes accepted | Municipal, nonhazardous special |
| Tipping fee | \$30.33 per ton |
| Owner | Waste Management of Illinois Inc. |
| Operator | Waste Management of Illinois Inc. |

Facility Facts

| | |
|---|---------------|
| Identification number | 1630450001 |
| Design capacity, airspace cu.yds. | 15,163,000 |
| Total permitted landfill area, acres | 176 |
| Permitted disposal area, acres | 176 |
| Highest permitted elevation, feet (msl) | 567 |
| Leachate monitoring stations | 1 |
| Groundwater monitoring wells | 26 |
| Methane collection system | Gas-to-energy |
| Years remaining, estimated by landfill | 8 |
| Date/year to open — date/year to close | 1974 - 2006 |

Wastes Received: 1995, 1996, 1997

| | TOTAL WASTES ACCEPTED | | | OUT-OF-STATE WASTES ACCEPTED | | |
|------|-----------------------|-----------|----------|------------------------------|---------|------------|
| | gate cu. yds. | tons | tons/day | gate cu. yds. | tons | % of total |
| 1995 | 3,022,403 | 915,880 | 3,523 | 1,877,001 | 568,788 | 62 |
| 1996 | 2,614,527 | 792,281 | 3,047 | 1,649,533 | 499,859 | 63 |
| 1997 | 3,396,286 | 1,029,000 | 3,958 | 2,240,661* | 678,988 | 66 |

*State of origin: Missouri

Remaining Capacities: Jan. 1, 1997, and Jan. 1, 1998

| | | |
|-------------------------------------|------------|-------------|
| 1997 certified gate cu. yds. (tons) | 28,322,000 | (8,582,000) |
| 1998 certified gate cu. yds. (tons) | 27,478,000 | (8,327,000) |

Audits and Inspections

| | |
|------------------------------------|------------------------------------|
| Solid Waste Mgt. Fees paid in 1997 | \$752,784 |
| Last audited by Illinois EPA | 11-4-97 |
| Facility inspected by | St. Clair County Health Department |

Contacts

Owner

Waste Management of Illinois Inc.
601 Madison Road
East St. Louis, Ill. 62201
618-271-6788 Ext. 122

Operator

Waste Management of Illinois Inc.
601 Madison Road
East St. Louis, Ill. 62201
618-271-6788 Ext. 122

Salem Municipal Landfill #2

| | |
|--------------------|---------------------------------|
| County | Marion |
| Municipality | Salem |
| Location | East Lake St. |
| Location | 618-548-2222 |
| Hours of operation | Mon.-Fri.: 8 a.m. - 3 p.m. |
| Wastes accepted | Municipal, nonhazardous special |
| Tipping fee | \$7.50 per cubic yard |
| Owner | City of Salem |
| Operator | City of Salem |

Facility Facts

| | |
|---|-------------|
| Identification number | 1218130007 |
| Design capacity, airspace cu.yds. | 457,000 |
| Total permitted landfill area, acres | 49 |
| Permitted disposal area, acres | 22 |
| Highest permitted elevation, feet (msl) | 574 |
| Leachate monitoring stations | N/A |
| Groundwater monitoring wells | 12 |
| Methane collection system | None |
| Years remaining, estimated by landfill | 10 |
| Date/year to open — date/year to close | 1977 - 2007 |

Wastes Received: 1995, 1996, 1997

| | TOTAL WASTES ACCEPTED | | | OUT-OF-STATE WASTES ACCEPTED | | |
|------|-----------------------|-------|----------|------------------------------|------|------------|
| | gate cu. yds. | tons | tons/day | gate cu. yds. | tons | % of total |
| 1995 | 24,184 | 7,329 | 28 | 0 | 0 | 0 |
| 1996 | 7,763 | 2,352 | 9 | 0 | 0 | 0 |
| 1997 | 14,153 | 4,289 | 16 | 0 | 0 | 0 |

Remaining Capacities: Jan. 1, 1997, and Jan. 1, 1998

| | | |
|-------------------------------------|----------|-----------|
| 1997 certified gate cu. yds. (tons) | 9,000 | (3,000) |
| 1998 certified gate cu. yds. (tons) | 785,000* | (238,000) |

*Lateral and vertical expansion approved 6-2-97 added 404,000 in-place cu. yds. and 10 years to landfill lifetime.

Audits and Inspections

| | |
|------------------------------------|--|
| Solid Waste Mgt. Fees paid in 1997 | \$3,088 |
| Last audited by Illinois EPA | 4-23-96 |
| Facility inspected by | Illinois EPA, Collinsville Regional Office |

Contacts

| Owner | Operator |
|-------------------|-------------------|
| City of Salem | City of Salem |
| 101 S. Broadway | 101 S. Broadway |
| Salem, Ill. 62881 | Salem, Ill. 62881 |
| 618-548-2222 | 618-548-2222 |

South Chain of Rocks RDF-Phase 2

| | |
|--------------------|-----------------------------------|
| County | Madison |
| Municipality | Granite City |
| Location | 3399 W. Chain of Rocks Road |
| Location | 618-797-0405 |
| Hours of operation | Mon.-Fri.: 5 a.m. - 3 p.m. |
| Wastes accepted | Municipal, nonhazardous special |
| Tipping fee | \$30.33 per ton |
| Owner | Waste Management of Illinois Inc. |
| Operator | Waste Management of Illinois Inc. |

Facility Facts

| | |
|---|-------------|
| Identification number | 1198010002 |
| Design capacity, airspace cu.yds. | 6,200,000 |
| Total permitted landfill area, acres | 102 |
| Permitted disposal area, acres | 102 |
| Highest permitted elevation, feet (msl) | 482 |
| Leachate monitoring stations | 2 |
| Groundwater monitoring wells | 16 |
| Methane collection system | None |
| Years remaining, estimated by landfill | 4 |
| Date/year to open — date/year to close | 1978 - 2002 |

Wastes Received: 1995, 1996, 1997

| | TOTAL WASTES ACCEPTED | | | OUT-OF-STATE WASTES ACCEPTED | | |
|------|-----------------------|---------|----------|------------------------------|---------|------------|
| | gate cu. yds. | tons | tons/day | gate cu. yds. | tons | % of total |
| 1995 | 945,813 | 286,610 | 1,102 | 633,206 | 191,881 | 67 |
| 1996 | 1,036,928 | 314,221 | 1,209 | 683,393 | 207,089 | 66 |
| 1997 | 1,200,589 | 363,815 | 1,399 | 673,897 | 204,211 | 56 |

*State of origin: Missouri

Remaining Capacities: Jan. 1, 1997, and Jan. 1, 1998

| | | |
|-------------------------------------|-----------|-------------|
| 1997 certified gate cu. yds. (tons) | 5,061,000 | (1,534,000) |
| 1998 certified gate cu. yds. (tons) | 4,407,000 | (1,335,000) |

Audits and Inspections

| | |
|------------------------------------|---|
| Solid Waste Mgt. Fees paid in 1997 | \$227,904 |
| Last audited by Illinois EPA | 3-3-98 |
| Facility inspected by | Madison County Environmental Department |

Contacts

Owner

Waste Management of Illinois Inc.
3399 W. Chain of Rocks Road
Granite City, Ill. 62040
618-797-0405

Operator

Waste Management of Illinois Inc.
3399 W. Chain of Rocks Road
Granite City, Ill. 62040
618-797-0405

Bethalto Waste Transfer Facility

| | |
|---------------------------|-----------------------------------|
| County | Madison |
| Municipality | Bethalto |
| Location | Albers Lane & Culp Lane |
| Location | 608-377-8013 |
| Hours of operation | By appointment |
| Wastes accepted | Bulk municipal |
| Tipping fee | N/A |
| Owner | Village of Bethalto, Public Works |
| Operator | Village of Bethalto, Public Works |

Facility Facts

| | |
|------------------------------|------------|
| Identification number | 1190150006 |
| Opened, year | 1991 |
| Facility acreage | 16 |

Wastes Received: 1996, 1997

| | <u>Tons per year</u> | <u>Tons per day (average)</u> |
|-------------|----------------------|-------------------------------|
| 1996 | N/A | N/A |
| 1997 | N/A | N/A |

Inspections

| | |
|------------------------------|---|
| Facility inspected by | Madison County Environmental Department |
|------------------------------|---|

Contacts

Owner

Village of Bethalto, Public Works
213 N. Prairie
Bethalto 62010
618-377-8013

Operator

Village of Bethalto, Public Works
213 N. Prairie
Bethalto 62010
618-377-8013

D & L Disposal Transfer Station

| | |
|---------------------------|------------------------------|
| County | Bond |
| Municipality | Greenville |
| Location | 900 Willard St. |
| Location | 618-664-3185 |
| Hours of operation | Mon. - Sat.: 5 a.m. - 8 p.m. |
| Wastes accepted | Municipal |
| Tipping fee | \$27.50/ton |
| Owner | D & L Disposal LLC |
| Operator | D & L Disposal LLC |

Facility Facts

| | |
|------------------------------|------------|
| Identification number | 0050055049 |
| Opened, year | 1994 |
| Facility acreage | <1 |

Wastes Received: 1996, 1997

| | <u>Tons per year</u> | <u>Tons per day (average)</u> |
|-------------|----------------------|-------------------------------|
| 1996 | 66,555 | 256 |
| 1997 | 46,800 | 180 |

Inspections

| | |
|------------------------------|--|
| Facility inspected by | Illinois EPA, Collinsville Regional Office |
|------------------------------|--|

Contacts

Owner

D & L Disposal LLC
900 Willard St.
Greenville 62246
618-664-3185

Operator

D & L Disposal LLC
900 Willard St.
Greenville 62246
618-664-3185

Granite City Landscape Transfer (New)

| | |
|---------------------------|---|
| County | Madison |
| Municipality | Granite City |
| Location | 800 25th Street |
| Location | 618-452-6222 |
| Hours of operation | Spring & Fall, M - F: 8 a.m. - 4 p.m. Summer, M - F 8 a.m. - 8 p.m. |
| Wastes accepted | Landscape waste |
| Tipping fee | N/A |
| Owner | Granite City |
| Operator | Granite City Street Department |

Facility Facts

| | |
|------------------------------|------------|
| Identification number | 1190405136 |
| Opened, year | 1997* |
| Facility acreage | 5.19 |

*Permitted to operate 2-18-97.

Wastes Received: 1996, 1997

| | <u>Tons per year</u> | <u>Tons per day (average)</u> |
|-------------|----------------------|-------------------------------|
| 1996 | N/A | N/A |
| 1997 | N/A | N/A |

Inspections

| | |
|------------------------------|------------------------------------|
| Facility inspected by | Madison County Environmental Dept. |
|------------------------------|------------------------------------|

Contacts

Owner

Granite City
2000 Edison
Granite City 62040
618-452-6214

Operator

Granite City Street Department
2301 Adams St.
Granite City 62040
618-452-6222

Nameoki Township Transfer Station

| | |
|---------------------------|---------------------------|
| County | Madison |
| Municipality | Granite City |
| Location | 4250 Highway 162 |
| Location | 618-931-1230 |
| Hours of operation | First Monday of the month |
| Wastes accepted | Bulk Municipal |
| Tipping fee | N/A |
| Owner | Nameoki Township |
| Operator | Lee Adams |

Facility Facts

| | |
|------------------------------|------------|
| Identification number | 1198130023 |
| Opened, year | 1992 |
| Facility acreage | N/A |

Wastes Received: 1996, 1997

| | <u>Tons per year</u> | <u>Tons per day (average)</u> |
|-------------|----------------------|-------------------------------|
| 1996 | N/A | N/A |
| 1997 | N/A | N/A |

Inspections

| | |
|------------------------------|------------------------------------|
| Facility inspected by | Madison County Environmental Dept. |
|------------------------------|------------------------------------|

Contacts

| Owner | Operator |
|--|---|
| Nameoki Township 4250 Highway 162 Granite City 62040 618-931-1230 | Lee Adams 4250 Highway 162 Granite City 62040 618-931-1230 |

Randolph County Transfer Station

| | |
|---------------------------|---|
| County | Randolph |
| Municipality | Sparta |
| Location | 8384 Valley Steel Road |
| Location | 618-433-2030 |
| Hours of operation | Mon. - Fri.: 7 a.m. - 4 p.m.; Sat.: 7 a.m. - noon |
| Wastes accepted | Municipal, recyclables |
| Tipping fee | \$28.50/ton |
| Owner | Continental Waste Industries of Illinois Inc.* |
| Operator | Republic Industries Inc. |

*A subsidiary of Republic Industries Inc.

Facility Facts

| | |
|------------------------------|------------|
| Identification number | 1570600020 |
| Opened, year | 1994 |
| Facility acreage | 26.5 |

Wastes Received: 1996, 1997

| | <u>Tons per year</u> | <u>Tons per day (average)</u> |
|-------------|----------------------|-------------------------------|
| 1996 | 20,880 | 80 |
| 1997 | 29,982 | 98 |

Inspections

| | |
|------------------------------|--|
| Facility inspected by | Illinois EPA, Collinsville Regional Office |
|------------------------------|--|

Contacts

Owner

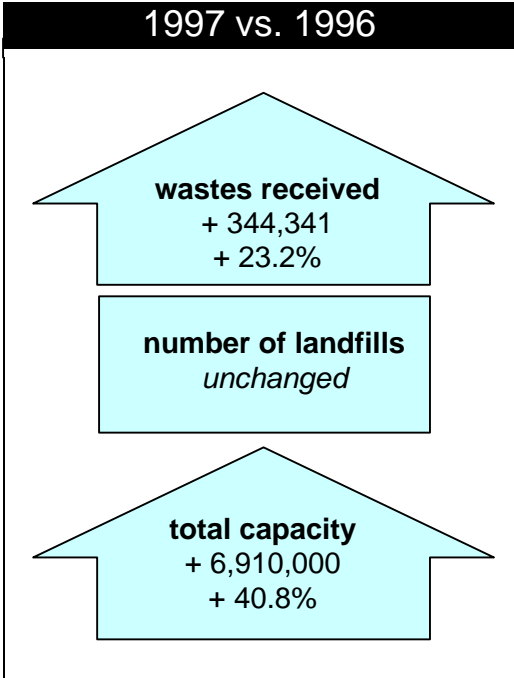
Continental Waste Industries of Illinois Inc.*
Rural Route 1, Box 750
DeSoto 62924
618-867-2356

Operator

Republic Industries Inc.
450 E. Las Olas Blvd.
Ft. Lauderdale, Fla. 33301
954-713-5200

**Landfills
Transfer Stations
Compost Facilities**

Region Seven: Southern Illinois



REGION SEVEN'S THREE ACTIVE LANDFILLS ACCEPTED 1.8 million gate cubic yards of wastes during 1997. This volume was 23.2 percent, or 344,341 gate cubic yards, more than 1996's total.

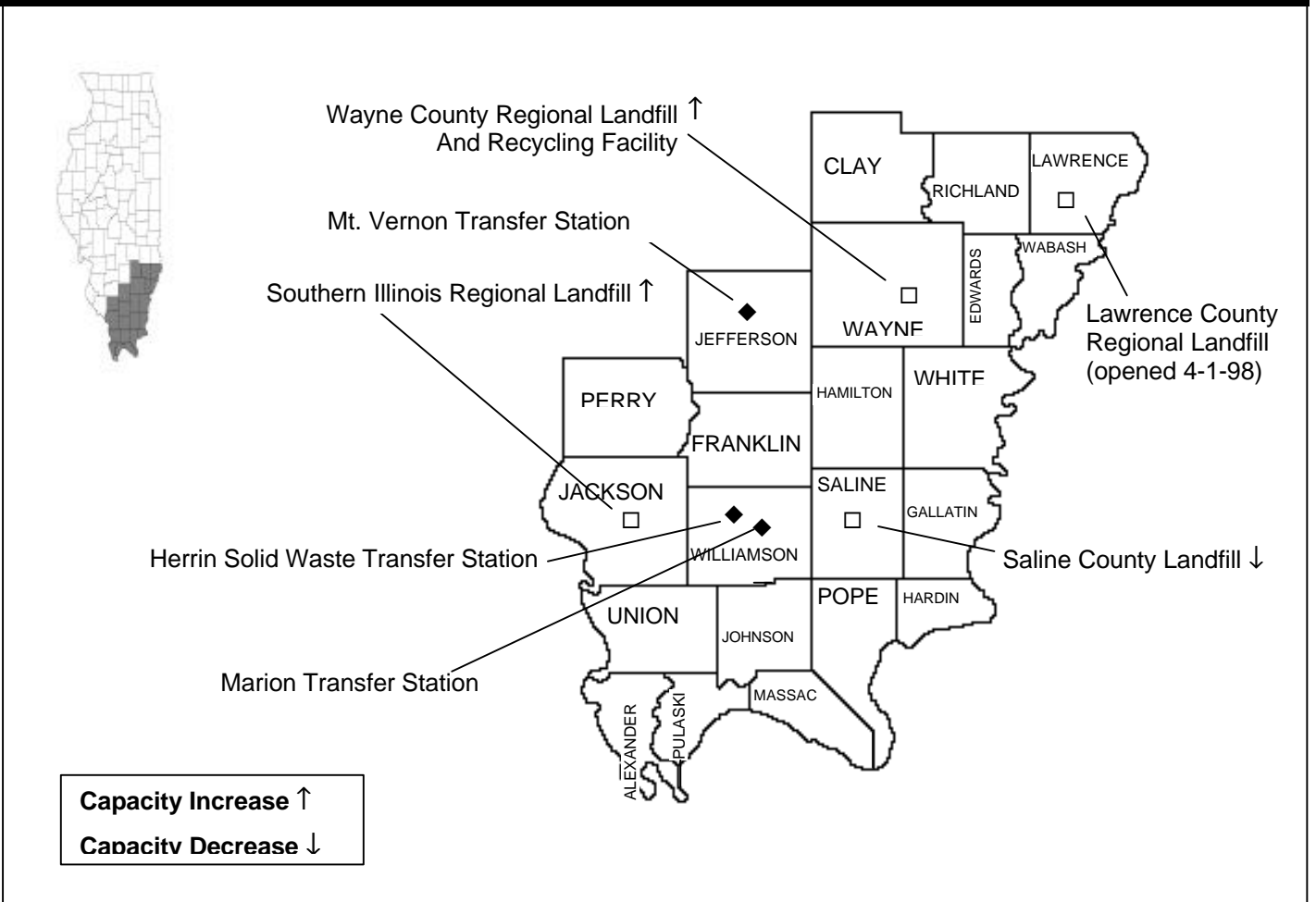
In terms of municipal wastes landfilled statewide, Region Seven received the least: five percent of 1997's total volume. Region Two (Chicago Metropolitan) took in the most: 33 percent.

Southern Illinois Regional Landfill, near DeSoto, ranked tenth in wastes received in 1997, and accounted for nearly 59 percent of the wastes landfilled in the region during the year.

Of the more than 1,075,000 gate cubic yards of wastes received by Southern Illinois Regional in 1997, some 272,000 gate cubic yards, or 25 percent, came from Kentucky and Missouri.

Saline County Landfill, Harrisburg, and Wayne County Landfill, Fairfield, each accepted about one percent of out-of-state wastes in 1997, which reduced the regional percentage of such wastes to 15 percent, considerably less than Region Six (Metropolitan East St.

Landfills and Transfer Stations: Active, Closed, Under Development



Region Seven: Southern Illinois

Louis), where out-of-state wastes comprised 50 percent of total wastes landfilled.

Capacity rose 41 percent

As of Jan. 1, 1998, the region's landfills reported a total capacity of 23.9 million gate cubic yards, for a 41 percent increase in regional capacity, some 6.9 million gate cubic yards more than what was reported on Jan. 1, 1997.

Most of this increase — 5.7 million cubic yards — came from expansions at Wayne County Landfill. Saline County Landfill, which had zeroed out in 1995, contributed 1.3 million cubic yards of new capacity. Southern Illinois Regional lost 1.1 million cubic yards.

New landfill opens in Lawrence County

Lawrence County Regional Landfill, in Bridgeport, opened its gates on April 1, 1998. The facility expects to operate for at least 20 years. The new landfill has an initial design capacity of 5.7 million airspace cubic yards, which is 1.1 million cubic yards less than Southern Illinois Regional Landfill's design capacity.

Airspace means the area occupied by all wastes placed in the landfill, all daily cover (six inches of soil or other authorized materials spread atop wastes at the end of the day to control odors and vermin), and the earthen cap sealing the landfill at the end of its operating life.

No near-term landfill closings

No landfills are expected to close in Region Seven by the end of 2000. Southern Illinois Regional Landfill indicated it may close in 2008; however, the facility has since begun building a new area that could extend the landfill's life by 10 years.

| | |
|---------------------------------|----------------|
| Counties | 22 |
| Area (square miles) | 8,421 |
| Population (est.) | 437,271 |
| Landfill life expectancy | |
| Years remaining | 18.3 ♦ |
| Landfills | |
| Active in 1997 | 3 |
| Opened in 1998 | 1 |
| Transfer Stations | |
| Active in 1997 | 3 |
| Compost facilities | |
| Active in 1997 | 2 |

♦ Total remaining capacity (from table below) divided by total wastes accepted. Tells how long the region may be served by local landfills at current disposal rates, barring capacity adjustments, until capacity is depleted.

Landfills: Wastes Accepted 1997; Remaining Capacities Jan. 1, 1998

| | Municipality | County | Wastes | | Capacity | | Disp. Area Acres | Close Year |
|---|--------------|----------|------------------|-------------------|-------------------|-------------------|------------------|------------|
| | | | Cu. Yds. | Rank ¹ | Cu. Yds. | Rank ² | | |
| new Lawrence County Regional ³ | Bridgeport | Lawrence | 0 | N/A | 9,576,000 | 17 | 42 | 2018 |
| Saline County Landfill ^{♦4} | Harrisburg | Saline | 422,000 | 28 | 946,000 | 47 | 21 | 2000 |
| Southern Illinois Regional Landfill [♦] | DeSoto | Jackson | 1,076,890 | 10 | 11,833,000 | 13 | 113.4 | 2008 |
| Wayne County Landfill [♦] | Fairfield | Wayne | 331,474 | 34 | 11,071,000 | 16 | 83 | 2021 |
| Totals | | | 1,830,364 | | 33,426,000 | | | |

♦Three landfills accepted out-of-state wastes during 1997, totaling 273,719 cubic yards, or 15% of the region's total.

¹ Standing among 56 landfills that accepted wastes during 1997.

² Standing among 56 landfills that reported capacity as of Jan. 1, 1998.

³ Site opened 4-1-98 and reported capacity as of Jan. 1, 1998.

⁴ Local siting granted in 1997 for a 4.6 million cubic yard expansion that could extend landfill life by 21-years.

Region Seven: Southern Illinois

Questions and Complaints

Illinois EPA Region Seven field office personnel investigate reports of suspected illegal waste disposal, and inspect the region's landfills, transfer stations and compost facilities, except in **Jackson, Perry and Wayne counties**, where joint responsibility has been delegated to local authorities.

Questions or complaints concerning pollution control facilities, open dumping or other incidents should be directed to the office having jurisdiction over the site:

Illinois EPA
2309 W. Main St.
Marion, Ill. 62959
Phone: 618-993-7200
Fax: 618-997-1281

Jackson County Health Department
Box 307
Murphysboro, Ill. 62966
Phone: 618-684-3143, Ext. 138
Fax: 618-687-1255

Perry County Health Department
907 S. Main St., Box 49
Pickneyville, Ill. 62274
Phone: 618-357-5371, Ext. 124
Fax: 618-357-3190

Wayne County Health Department
Box 445
Fairfield, Ill. 62837
Phone: 618-842-5166
Fax: 618-842-3305

Saline County Landfill had estimated only five years of life remaining. In 1997, though, the facility received local siting approval for a 4.6 million cubic yard expansion, which could add 21-years of service life.

Three counties inspect facilities; investigate dumping

The Illinois EPA has delegated inspection authority to health departments in Jackson, Perry and Wayne counties.

Delegation agreements authorize these agencies to conduct many of the duties that would otherwise have to be performed by the Illinois EPA field office: investigating and enforcing suspected violations of land pollution laws and reports of open dumping, and inspecting landfills, transfer stations and compost facilities permitted through the Agency's Bureau of Land. (Inspections also include industrial landfills, or monofills, and landfills that closed prior to 1995; these facilities are not included in this report.)

Transfer stations move nearly 7,000 more tons of wastes. . .

Even though transfer stations number only three, they nevertheless play an important role in such a large region having so few landfills. During 1997, these three facilities handled nearly 88,000 tons of municipal wastes, an amount equal to about five percent of wastes landfilled in Region Seven that year.

Transfer Stations: Wastes Handled 1997

| | Municipality | County | Tons |
|--------------------------|--------------|------------|---------------|
| Herrin Solid Waste | Herrin | Williamson | 54,810 |
| Marion Transfer Station | Marion | Williamson | 10,923 |
| Mt. Vernon Transfer Stn. | Mt. Vernon | Jefferson | 22,212 |
| Total | | | 87,945 |

. . . and compost facilities also handled more waste

Two of the region's compost facilities reported handling more than 2000 tons of landscape waste, which translates to less than one percent of municipal wastes that entered Region Seven's landfills in 1997, a 500 ton increase from 1996.

Compost Facilities: Wastes Accepted 1997

| | Municipality | County | Tons |
|--------------|--------------|------------|--------------|
| Mt. Carmel | Mt. Carmel | Wabash | 910 |
| New Earth | Carterville | Williamson | 1,114 |
| Total | | | 2,024 |

Region Seven: Southern Illinois

Average recycling rate is 11 percent

The Agency does not regulate recycling nor does it possess any mechanism to compel county recycling coordinators to respond to Agency surveys seeking current recycling rates, or otherwise attest to the viability of local recycling programs.

Recycling rates in Southern Illinois were the lowest of all seven regions. Rates ranged from less than one percent to a high of 23 percent, yielding a multiyear average of 11 percent. Recycling rates in all other regions were in the 20 percent range, with the highest of these being 28 percent and the lowest 21 percent.

Sixteen counties offered data prior to 1997. The average recycling rate for counties reporting 1997 data was above the region's multi-year average. ♦

Municipal Wastes Recycled

| County | Estimated Population as of 7-1-97 | Waste Generated | | Waste Recycled | |
|----------------------------|-----------------------------------|-----------------|-----|----------------|-------------------------|
| | | Tons | PCD | Tons | Percent |
| Alexander | 10,029 | 10,585 | 5.8 | 463 | 4% |
| Clay | 14,450 | 12,778 | 4.7 | 2,989 | 23% |
| Edwards | 7,028 | 6,230 | 4.6 | 1,242 | 20% |
| Franklin ¹ | 40,679 | 34,108 | 4.2 | 4,741 | 14% |
| Gallatin | 6,671 | 3,712 | 3 | 3 | 1% |
| Hamilton | 8,621 | N/A | N/A | N/A | N/A |
| Hardin | 4,964 | 5,487 | 5.8 | 226 | 4% |
| Jackson ^{1&2} | 60,698 | 55,640 | 5 | 9,350 | 17% |
| Jefferson | 38,966 | 41,465 | 5.8 | 3,380 | 8% |
| Johnson | 13,074 | 13,153 | 5.8 | 484 | 4% |
| Lawrence | 15,622 | 9,036 | 3.1 | 32 | <1% |
| Massac | 15,420 | 15,428 | 5.8 | 642 | 4% |
| Perry | 21,368 | 16,430 | 4.2 | 1,847 | 11% |
| Pope | 4,681 | 6,826 | 5.8 | 191 | 4% |
| Pulaski | 7,209 | 7,492 | 5.8 | 328 | 4% |
| Richland | 16,843 | 14,111 | 4.6 | 850 | 6% |
| Saline | 28,359 | 15,632 | 3 | 3,640 | 23% |
| Union | 18,037 | 18,182 | 5.8 | 766 | 4% |
| Wabash | 12,731 | 14,518 | 6.1 | 2,955 | 20% |
| Wayne | 17,011 | 8,024 | 2.5 | 260 | 3% |
| White | 15,647 | 9,454 | 3.3 | 98 | 1% |
| Williamson | 61,163 | 47,595 | 4.4 | 4,465 | 9% |
| Totals | 439,271 | 365,886 | | 38,952 | 11% ³ |

¹ Has residential recycling ordinance.

² Has commercial recycling ordinance.

³ Regional average

Municipal Waste Management Plans

The Solid Waste Planning and Recycling Act required all Illinois counties and the city of Chicago to develop, adopt and implement 20-year municipal waste management plans.

Plans include programs and recommendations to achieve solid waste management goals, which typically include waste reduction, recycling, incineration and landfilling as program options.

The law requires each plan to include a program designed to recycle 15 percent of municipal wastes by the end of the third year of the program and 25 percent of municipal wastes by the end of the fifth year, depending upon the availability of markets.

Every five years each plan must identify changes in planning areas, evaluate progress in plan implementation and, if necessary, revise plan recommendations and goals. The county also has the option of updating its solid waste generation rate. The plan is then submitted to the Illinois EPA for review and comment.

No five year plan updates have been adopted.

Questions concerning these plans and their availability should be directed to the appropriate local administrators listed in Appendix K.

Details concerning Region Seven landfills and transfer stations follow on pages R7.6 through R7.12

Lawrence County Regional Landfill (new)

| | |
|---------------------------|--|
| County | Lawrence |
| Municipality | Bridgeport |
| Location | Illinois Route 250, Road 550E |
| Location | N/A |
| Hours of operation | Mon.-Fri.: 7 a.m. - 4 p.m.; Sat.: 7 a.m.- noon |
| Wastes accepted | Municipal, nonhazardous special |
| Tipping fee | \$30 per ton |
| Owner | Lawrence County Disposal Centre Inc. |
| Operator | S & S Grading of Illinois Inc.* |

*A subsidiary of Eastern Environmental Services Inc.

Facility Facts

| | |
|--|---------------|
| Identification number | 1010100002 |
| Design capacity, airspace cu.yds. | 5,700,000 |
| Total permitted landfill area, acres | 75 |
| Permitted disposal area, acres | 42 |
| Highest permitted elevation, feet (msl) | 620 |
| Leachate monitoring stations | 1 |
| Groundwater monitoring wells | 23 |
| Methane collection system | None |
| Years remaining, estimated by landfill | 20 |
| Date/year to open — date/year to close | 4-1-98 - 2018 |

Wastes Received: 1995, 1996, 1997

| | TOTAL WASTES ACCEPTED | | | OUT-OF-STATE WASTES ACCEPTED | | |
|-------------|-----------------------|------|----------|------------------------------|------|------------|
| | gate cu. yds. | tons | tons/day | gate cu. yds. | tons | % of total |
| 1995 | 0 | 0 | 0 | 0 | 0 | 0 |
| 1996 | 0 | 0 | 0 | 0 | 0 | 0 |
| 1997 | 0 | 0 | 0 | 0 | 0 | 0 |

Remaining Capacities: Jan. 1, 1997, and Jan. 1, 1998

| | | |
|--|------------|-------------|
| 1997 certified gate cu. yds. (tons) | 0 | (0) |
| 1998 certified gate cu. yds. (tons) | 9,576,000* | (2,902,000) |

*Landfill certification form submitted 5-12-98, after landfill opened.

Audits and Inspections

| | |
|---|--------------------------------------|
| Solid Waste Mgt. Fees paid in 1997 | N/A |
| Last audited by Illinois EPA | N/A |
| Facility inspected by | Illinois EPA, Marion Regional Office |

Contacts

| Owner | Operator |
|---|--|
| Lawrence County Disposal Centre Inc. Rural Route 3, Box 892, Box 147 Sumner, Ill. 62466 888-936-9400 | S & S Grading of Illinois Inc.* Rural Route 3, Box 892, Box 147 Sumner, Ill. 62466 888-936-9400 |

*A subsidiary of Eastern Environmental Services Inc., 110 Lee St. West, Charleston, W.Va. 25302 • 304-345-6911.

Saline County Landfill

| | |
|---------------------------|--|
| County | Saline |
| Municipality | Harrisburg |
| Location | 5000 Whitesville Road |
| Location | N/A |
| Hours of operation | Mon.-Fri.: 7 a.m. - 4 p.m.; Sat.: 8 a.m. - 11 a.m. |
| Wastes accepted | Municipal, nonhazardous special |
| Tipping fee | \$32.02 per ton |
| Owner | Saline County Landfill Inc.* |
| Operator | Saline County Landfill Inc. |

*A subsidiary of USA Waste Services Inc.

Facility Facts

| | |
|--|----------------|
| Identification number | 1658080001 |
| Design capacity, airspace cu.yds. | 946,000 |
| Total permitted landfill area, acres | 30 |
| Permitted disposal area, acres | 21 |
| Highest permitted elevation, feet (msl) | 478 |
| Leachate monitoring stations | 7 |
| Groundwater monitoring wells | 35 |
| Methane collection system | None |
| Years remaining, estimated by landfill | 2* |
| Date/year to open — date/year to close | 9-16-83 - 2000 |

*Local siting granted in 1997 for a 4.6-million-cubic- yard expansion that could extend landfill life by 21 years.

Wastes Received: 1995, 1996, 1997

| | TOTAL WASTES ACCEPTED | | | OUT-OF-STATE WASTES ACCEPTED | | |
|-------------|-----------------------|---------|----------|------------------------------|------|------------|
| | gate cu. yds. | tons | tons/day | gate cu. yds. | tons | % of total |
| 1995 | 204,860 | 62,079 | 239 | 504 | 153 | <1 |
| 1996 | 292,216 | 88,550 | 341 | 292 | 89 | <1 |
| 1997 | 422,000 | 127,879 | 492 | 23* | 7 | <1 |

*State of origin: Missouri

Remaining Capacities: Jan. 1, 1997, and Jan. 1, 1998

| | | |
|--|-----------|-----------|
| 1997 certified gate cu. yds. (tons) | 1,348,000 | (408,000) |
| 1998 certified gate cu. yds. (tons) | 946,000 | (287,000) |

Audits and Inspections

| | |
|---|--------------------------------------|
| Solid Waste Mgt. Fees paid in 1997 | \$114,014 |
| Last audited by Illinois EPA | 2-10-98 |
| Facility inspected by | Illinois EPA, Marion Regional Office |

Contacts

Owner

Saline County Landfill Inc.*
1400 S. Main St., Box 18
Harrisburg, Ill. 62946
618-252-0237

Operator

Saline County Landfill Inc.
1400 S. Main St., Box 18
Harrisburg, Ill. 62946
618-252-0237

*A subsidiary of USA Waste Services Inc., 1001 Fannin, Suite 4000, Houston, Texas 77002 • 713-512-6200.

Southern Illinois Regional Landfill

| | |
|---------------------------|---|
| County | Jackson |
| Municipality | DeSoto |
| Location | 1540 Landfill Road |
| Location | 618-867-2356 |
| Hours of operation | Mon.-Fri.: 6:30 a.m. - 4 p.m.; Sat.: 6:30 a.m. - noon |
| Wastes accepted | Municipal, nonhazardous special |
| Tipping fee | \$7.50 per cubic yard |
| Owner | Southern Illinois Regional Landfill Inc.* |
| Operator | Southern Illinois Regional Landfill Inc. |

*A subsidiary of Republic Industries Inc.

Facility Facts

| | |
|--|-------------------------|
| Identification number | 0770200002 |
| Design capacity, airspace cu.yds. | 6,800,000* |
| Total permitted landfill area, acres | 147 |
| Permitted disposal area, acres | 113.4 |
| Highest permitted elevation, feet (msl) | 525 |
| Leachate monitoring stations | 6 |
| Groundwater monitoring wells | 51 |
| Methane collection system | Gas-to-energy (planned) |
| Years remaining, estimated by landfill | 11 |
| Date/year to open — date/year to close | 1975 - 2008 |

*Includes 4.4-million-cubic-yard area under construction, which is expected to extend landfill life by 10 years.

Wastes Received: 1995, 1996, 1997

| | TOTAL WASTES ACCEPTED | | | OUT-OF-STATE WASTES ACCEPTED | | |
|-------------|-----------------------|---------|----------|------------------------------|---------|------------|
| | gate cu. yds. | tons | tons/day | gate cu. yds. | tons | % of total |
| 1995 | 1,005,028 | 304,554 | 1,171 | 382,373 | 115,871 | 38 |
| 1996 | 845,462 | 256,201 | 985 | 541,319 | 164,036 | 64 |
| 1997 | 1,076,890 | 326,330 | 1,255 | 272,012* | 82,428 | 25 |

*States of origin: Kentucky and Missouri

Remaining Capacities: Jan. 1, 1997, and Jan. 1, 1998

| | | |
|--|------------|-------------|
| 1997 certified gate cu. yds. (tons) | 6,588,000 | (1,996,000) |
| 1998 certified gate cu. yds. (tons) | 11,833,000 | (3,586,000) |

Audits and Inspections

| | |
|---|----------------------------------|
| Solid Waste Mgt. Fees paid in 1997 | \$211,979 |
| Last audited by Illinois EPA | 7-9-96 |
| Facility inspected by | Jackson County Health Department |

Contacts

Owner

Southern Illinois Regional Landfill Inc.*
 1540 Landfill Road, Rural Route 1, Box 650
 DeSoto, Ill. 62924
 618-867-2356

Operator

Southern Illinois Regional Landfill Inc.
 1540 Landfill Road, Rural Route 1, Box 750
 DeSoto, Ill. 62924
 618-867-2356

*A subsidiary of Republic Industries Inc., 450 E. Las Olas Blvd., Fort Lauderdale, Fla. 33301 • 954-713-5200.

Wayne County Regional Landfill & Recycling Facility

| | |
|--------------------|--|
| County | Wayne |
| Municipality | Fairfield |
| Location | Illinois Route 15 W, Rural Route 1 |
| Location | N/A |
| Hours of operation | Mon.-Fri.: 7 a.m. - 3 p.m.; Sat.: 7 a.m. - 11 a.m. |
| Wastes accepted | Municipal, nonhazardous special |
| Tipping fee | \$26 per ton |
| Owner | Daubs Landfill Inc.* |
| Operator | Daubs Landfill Inc. |

*A subsidiary of Allied Waste Industries Inc.

Facility Facts

| | |
|---|------------------|
| Identification number | 1918040003 |
| Design capacity, airspace cu.yds. | N/A |
| Total permitted landfill area, acres | 183 |
| Permitted disposal area, acres | 83 |
| Highest permitted elevation, feet (msl) | 530 |
| Leachate monitoring stations | 4 |
| Groundwater monitoring wells | 32 |
| Methane collection system | Flares (planned) |
| Years remaining, estimated by landfill | 33 |
| Date/year to open — date/year to close | 1989 - 2021 |

Wastes Received: 1995, 1996, 1997

| | TOTAL WASTES ACCEPTED | | | OUT-OF-STATE WASTES ACCEPTED | | |
|------|-----------------------|---------|----------|------------------------------|-------|------------|
| | gate cu. yds. | tons | tons/day | gate cu. yds. | tons | % of total |
| 1995 | 386,428 | 117,099 | 450 | 21,841 | 6,618 | 6 |
| 1996 | 348,345 | 105,559 | 295 | 696 | 211 | <1 |
| 1997 | 331,474 | 100,447 | 386 | 1,684* | 510 | 1 |

*States of origin: Indiana, Missouri

Remaining Capacities: Jan. 1, 1997, and Jan. 1, 1998

| | | |
|-------------------------------------|------------|-------------|
| 1997 certified gate cu. yds. (tons) | 9,004,000* | (2,728,000) |
| 1998 certified gate cu. yds. (tons) | 11,071,000 | (3,355,000) |

*Includes expansion of 3.2 million cubic yards; Agency permit issued 8-8-96.

Audits and Inspections

| | |
|------------------------------------|--------------------------------|
| Solid Waste Mgt. Fees paid in 1997 | \$36,847 |
| Last audited by Illinois EPA | 8-28-97 |
| Facility inspected by | Wayne County Health Department |

Contacts

Owner

Daubs Landfill Inc.*
Box 391
Fairfield, Ill. 62837
618-842-4294

Operator

Daubs Landfill Inc.
Box 391
Fairfield, Ill. 62837
618-842-4294

*A subsidiary of Allied Waste Industries Inc., 15880 N. Greenway Hayden Loop, Suite 100, Scottsdale, Ariz. 85260 • 602-423-2946. Regional office: 13570 St. Charles Rock Road, Bridgeton, Mo. 63044 • 314-739-1919.

Herrin Solid Waste Transfer Station

| | |
|---------------------------|---|
| County | Williamson |
| Municipality | Herrin |
| Location | Cemetery Road & College Street |
| Location | N/A |
| Hours of operation | Mon. - Fri.: 6 a.m. - 3 p.m.; Sat.: 8 a.m. - 11:30 a.m. |
| Wastes accepted | Municipal |
| Tipping fee | \$32/ton |
| Owner | City of Herrin |
| Operator | Southern Illinois Transfer Stations Inc. |

Facility Facts

| | |
|------------------------------|------------|
| Identification number | 1990400014 |
| Opened, year | 1994 |
| Facility acreage | 3.4 |

Wastes Received: 1996, 1997

| | <u>Tons per year</u> | <u>Tons per day (average)</u> |
|-------------|----------------------|-------------------------------|
| 1996 | 54,810 | 211 |
| 1997 | 54,810 | 211 |

Inspections

| | |
|------------------------------|--------------------------------------|
| Facility inspected by | Illinois EPA, Marion Regional Office |
|------------------------------|--------------------------------------|

Contacts

Owner

City of Herrin
300 N. Park Ave.
Herrin 62948
618-942-6166

Operator

Southern Illinois Transfer Stations Inc.
1400 S. Main St.
Harrisburg 62946
618-942-2279

Marion Transfer Station

| | |
|---------------------------|---|
| County | Williamson |
| Municipality | Marion |
| Location | 1410 W. Longstreet Road |
| Location | 618-549-0422 |
| Hours of operation | Mon. - Fri.: 8 a.m. - 4 p.m.; Sat.: 8 a.m. - noon |
| Wastes accepted | Municipal |
| Tipping fee | \$28.50/ton |
| Owner | City of Marion |
| Operator | Continental Waste Industries of Illinois Inc.* |

*A subsidiary of Republic Industries Inc.

Facility Facts

| | |
|------------------------------|------------|
| Identification number | 1998560011 |
| Opened, year | 1987 |
| Facility acreage | 2.9 |

Wastes Received: 1996, 1997

| | <u>Tons per year</u> | <u>Tons per day (average)</u> |
|-------------|----------------------|-------------------------------|
| 1996 | 5,220 | 20 |
| 1997 | 10,923 | 36 |

Inspections

| | |
|------------------------------|--------------------------------------|
| Facility inspected by | Illinois EPA, Marion Regional Office |
|------------------------------|--------------------------------------|

Contacts

| | |
|------------------------|--|
| Owner | Operator |
| City of Marion | Continental Waste Industries of Illinois Inc.* |
| 100 Tower Square Plaza | Rural Route 1, Box 750 |
| Marion 62959 | DeSoto 62954 |
| 618-997-2592 | 618-867-2356 |

*A subsidiary of Republic Industries Inc., 450 E. Las Olas Blvd., Ft. Lauderdale, Fla. 33301 * 954-713-5200

Mt. Vernon Transfer Station

| | |
|---------------------------|--|
| County | Jefferson |
| Municipality | Mt. Vernon |
| Location | 1106 Rackaway |
| Location | 618-242-3654 |
| Hours of operation | Mon. - Fri.: 6 a.m. - 10 p.m.; Sat.: 7 a.m. - 1 p.m. |
| Wastes accepted | Municipal* |
| Tipping fee | \$28.50/ton |
| Owner | Continental Waste Industries of Illinois Inc.* |
| Operator | Continental Waste Industries of Illinois Inc. |

*A subsidiary of Republic Industries Inc.

Facility Facts

| | |
|------------------------------|------------|
| Identification number | 0818100011 |
| Opened, year | 1985 |
| Facility acreage | 7.81 |

*Restricted to wastes generated within Mt. Vernon's city limits.

Wastes Received: 1996, 1997

| | <u>Tons per year</u> | <u>Tons per day (average)</u> |
|-------------|----------------------|-------------------------------|
| 1996 | 20,880 | 80 |
| 1997 | 22,212 | 72 |

Inspections

| | |
|------------------------------|--------------------------------------|
| Facility inspected by | Illinois EPA, Marion Regional Office |
|------------------------------|--------------------------------------|

Contacts

| Owner | Operator |
|--|---|
| Continental Waste Industries of Illinois Inc.* Rural Route 1, Box 750 DeSoto 62954 618-867-2356 | Continental Waste Industries of Illinois Inc. Rural Route 1, Box 750 DeSoto 62954 618-867-2356 |

A subsidiary of Republic Industries Inc., 450 E. Las Olas Blvd., Ft. Lauderdale, Fla. 33301 954-713-5200

**Solid Waste Landfill
Owners and Operators
Alphabetic by Facility**

Appendix A: Solid Waste Landfill Owners and Operators

| | Municipality | Owner | Operator | Status | Page |
|----------------------------------|----------------|---|---|--------|-------|
| American Disp. Serv. Landfill | Bloomington | American Disposal Services of Illinois | American Disposal Services of Illinois | A | R4.6 |
| Beecher Development Co. LF | Beecher | Beecher Development Co. | John Sexton Contractors Co. | C | R2.9 |
| BFI Modern Landfill | Belleville | BFI Wst. Stms. of North America Inc. ¹ | BFI Wst. Stms. of North America Inc. ¹ | C | R6.6 |
| BFI-Davis Junction Landfill | Davis Junction | BFI Wst. Stms. of North America Inc. ¹ | BFI Wst. Stms. of North America Inc. ¹ | C | R1.6 |
| Brickyard Disp. & Recyc. | Danville | Allied Waste Industries Inc. | Allied Waste Industries Inc. | A | R4.7 |
| Cahokia Road Sanitary Landfill | Roxana | Laidlaw Waste Systems (Madison) | Laidlaw Waste Systems (Madison) | A | R6.7 |
| CDT Landfill | Joliet | CDT Landfill Corp. | CDT Landfill Corp. | A | R2.10 |
| CID Recyc. & Disp. Facility #3 | Calumet City | Waste Management of Illinois Inc. | Waste Management of Illinois Inc. | A | R2.11 |
| CID Recyc. & Disp. Facility #4 | Calumet City | Waste Management of Illinois Inc. | Waste Management of Illinois Inc. | A | R2.12 |
| Clinton Landfill #2 | Clinton | Clinton Landfill Inc. #2 ² | Clinton Landfill Inc. #2 ² | A | R4.8 |
| Coles County Landfill | Charleston | Laidlaw Waste Systems Inc. | Laidlaw Waste Systems Inc. | A | R4.9 |
| Community Landfill | Morris | City of Morris | Community Landfill Co. | A | R2.13 |
| Congress Development Co. LF | Hillside | Congress Development Co. | Sand & Gravel Corp. | A | R2.14 |
| Cottonwood Hills RDF | Marissa | Village of Marissa | Waste Management of Illinois Inc. | A | R6.8 |
| Countryside Landfill | Grayslake | USA Waste Services Inc. | USA Waste Services Inc. | A | R2.15 |
| D & L Landfill | Greenville | D & L Landfill Inc. | D & L Landfill Inc. | A | R6.9 |
| DeKalb County Landfill | DeKalb | Waste Management of Illinois Inc. | Waste Management of Illinois Inc. | A | R1.7 |
| Dixon/GROP Landfill #2 | Dixon | City of Dixon | Allied Waste Industries of Illinois Inc. | A | R1.8 |
| Envirofil of Illinois Landfill | Macomb | Envirofil of Illinois Inc. | Envirofil of Illinois Inc. | A | R3.6 |
| Environtech Landfill | Morris | Environtech Inc. | Environtech Inc. | A | R2.16 |
| Five Oaks Recyc. & Disp. Fac. | Taylorville | Waste Management of Illinois Inc. | Waste Management of Illinois Inc. | A | R5.6 |
| Freeport Municipal Landfill #4 | Freeport | City of Freeport | City of Freeport | A | R1.9 |
| Greene Valley Landfill | Naperville | Forest Preserve Dist. of DuPage Co. | Waste Management of Illinois Inc. | C | R2.17 |
| Henry County Landfill #2 | Atkinson | Atkinson Landfill Co. | Atkinson Landfill Co. | IA | R3.7 |
| Illinois Landfill | Hoopeston | Illinois Landfill Inc. ³ | Illinois Landfill Inc. ³ | A | R4.10 |
| Kankakee Recyc. & Disp. Fac. | Chebanse | Waste Management of Illinois Inc. | Waste Management of Illinois Inc. | A | R2.18 |
| Knox County Landfill #3 | Wataga | Knox County Landfill Committee | Knox County Landfill Department | A | R3.8 |
| Lake County Grading Co. LF | Libertyville | Lake County Grading Co. | Lake County Grading Co. | C | R2.19 |
| Land & Lakes #3/Harbor View LF | Chicago | Stony Island Reclamation Co. ⁴ | Land & Lakes Co. | A | R2.20 |
| LandComp Landfill | Ottawa | LandComp Corp. | LandComp Corp. | N | R1.10 |
| Landfill 33 | Effingham | Landfill 33 Ltd. | Landfill 33 Ltd. | A | R4.11 |
| Laraway Recyc. & Disp. Facility | Elwood | Waste Management of Illinois Inc. | Waste Management of Illinois Inc. | A | R2.21 |
| Lawrence Co. Regional Landfill | Bridgeport | Lawrence Co. Disposal Centre Inc. | S & S Grading of Illinois Inc. ⁵ | N | R7.6 |
| Lee County Landfill | Dixon | Lee County Landfill Inc. ³ | Lee County Landfill Inc. ³ | UD | R1.11 |
| Litchfield-Hillsboro Landfill | Litchfield | Envotech/Illinois Inc. ⁶ | Envotech/Illinois Inc. ⁶ | A | R5.7 |
| Livingston Landfill | Pontiac | American Disposal Services of Illinois | American Disposal Services of Illinois | A | R4.12 |
| Macon County Landfill | Decatur | Macon County Landfill Corp. | Macon County Landfill Corp. | A | R4.13 |
| Mallard Lake Landfill | Hanover Park | Forest Preserve Dist. of DuPage Co. | BFI Wst. Stms. of North America Inc. ¹ | A | R2.22 |
| Milam Recyc. & Disp. Facility | East St. Louis | Waste Management of Illinois Inc. | Waste Management of Illinois Inc. | A | R6.10 |
| Orchard Hills Landfill | Davis Junction | BFI Wst. Stms. of North America Inc. ¹ | BFI Wst. Stms. of North America Inc. ¹ | N | R1.12 |
| Pekin Landfill | Pekin | Eloyd and Frances Simpson | Waste Professionals Inc. | C | R3.9 |
| Peoria City/County Landfill #1 | Edwards | City and County of Peoria | Peoria City/County Landfill Inc. ² | C | R3.10 |
| Peoria City/County Landfill #2 | Edwards | City and County of Peoria | Waste Management of Illinois Inc. | N | R3.11 |
| Peoria Disposal Co. #1 | Peoria | Peoria Disposal Co. | Peoria Disposal Co. | A | R3.12 |
| Pike County Landfill | Baylis | Pike County Landfill Inc. ² | Pike County Landfill Inc. ² | A | R5.8 |
| Prairie Hill Recyc. & Disp. Fac. | Morrison | Whiteside County | Waste Management of Illinois Inc. | A | R1.13 |
| Quad Cities Landfill | Milan | BFI Wst. Stms. of North America Inc. ¹ | BFI Wst. Stms. of North America Inc. ¹ | A | R3.13 |
| RCS Landfill | Jerseyville | RCS Inc. | RCS Inc. | A | R5.9 |
| River Bend Prairie Landfill | Dolton | Land & Lakes Co. | Land & Lakes Co. | A | R2.23 |
| Rochelle Municipal Landfill #2 | Creston | City of Rochelle | Rochelle Waste Disposal LLC | A | R1.14 |

Appendix A: Solid Waste Landfill Owners and Operators

| | Municipality | Owner | Operator | Status | Page |
|-------------------------------------|--------------|---|---|--------|-------|
| Salem Municipal Landfill #2 | Salem | City of Salem | City of Salem | A | R6.11 |
| Saline County Landfill | Harrisburg | Saline County Landfill Inc. ⁷ | Saline County Landfill Inc. ⁷ | A | R7.7 |
| Sangamon Valley Landfill | Springfield | E.S.G. Watts Inc. | E.S.G. Watts Inc. | IA | R5.10 |
| Settler's Hill Recyc. & Disp. Fac. | Batavia | Kane County | Waste Management of Illinois Inc. | A | R2.24 |
| South Chain of Rocks RDF-Phase 2 | Granite City | Waste Management of Illinois Inc. | Waste Management of Illinois Inc. | A | R6.12 |
| Southern Illinois Regional Landfill | DeSoto | Southern Illinois Regional Landfill Inc. ⁸ | Southern Illinois Regional Landfill Inc. ⁸ | A | R7.8 |
| Spoon Ridge Landfill | Fairview | BFI Wst. Stms. of North America Inc. ¹ | BFI Wst. Stms. of North America Inc. ¹ | IA | R3.14 |
| States Land Improvement #2 | Ottawa | States Land Improvement Corp. | States Land Improvement Corp. | C | R1.15 |
| Streator Area Landfill #3 | Streator | Streator Area Landfill Inc. ³ | Streator Area Landfill Inc. ³ | A | R4.14 |
| Tazewell Recyc. & Disp. Fac. | East Peoria | Waste Management of Illinois Inc. | Waste Management of Illinois Inc. | A | R3.15 |
| Upper Rock Island County Landfill | East Moline | Upper Rock Island County Landfill Inc. ³ | Upper Rock Island County Landfill Inc. ³ | A | R3.16 |
| Watts Landfill | Taylor Ridge | E.S.G. Watts Inc. | E.S.G. Watts Inc. | IA | R3.17 |
| Wayne Co. Reg. LF & Recyc. Fac. | Fairfield | Daubs Landfill Inc. | Daubs Landfill Inc. | A | R7.9 |
| Western Lion Landfill | Charleston | Western Lion Ltd. | Western Lion Ltd. | C | R4.15 |
| Wheatland Prairie RDF | Plainfield | Waste Management of Illinois Inc. | Waste Management of Illinois Inc. | A | R2.25 |
| Winnebago Reclamation Service | Rockford | Winnebago Reclamation Service Inc. | Winnebago Reclamation Service Inc. | A | R1.16 |
| Winthrop Harbor/BFI #1 - Phase B | Zion | BFI Wst. Stms. of North America Inc. ¹ | BFI Wst. Stms. of North America Inc. ¹ | C | R2.26 |
| Woodland Recyc. & Disp. Fac. | South Elgin | Waste Management of Illinois Inc. | Waste Management of Illinois Inc. | A | R2.27 |
| Zion Landfill | Zion | BFI Wst. Stms. of North America Inc. ¹ | BFI Wst. Stms. of North America Inc. ¹ | N | R2.28 |

¹ A subsidiary of Browning-Ferris Industries Inc.

² A subsidiary of Peoria Disposal Co.

³ A subsidiary of Allied Waste Industries Inc.

⁴ An affiliate of Land & Lakes Co.

⁵ A subsidiary of Eastern Environmental Services Inc.

⁶ A subsidiary of Liberty Waste Services Ltd.

⁷ A subsidiary of USA Waste Services Inc.

⁸ A subsidiary of Republic Industries Inc.

Status: A = Active C = Closed IA = Inactive N = New (opened in 1998) UD = Under Development

**Solid Waste Landfill
Owners and Operators
Alphabetic by County**

Appendix B: Solid Waste Landfill Owners and Operators

| County Municipality | Facility Identification No. | Owner | Operator |
|-----------------------|---|---|---|
| Bond Greenville | D & L Landfill 0050050001 (re-opened 10-31-97) | D & L Landfill Inc. Rural Route 3, Box 59, 900 Willard St. Greenville, Ill. 62246 618-664-2819 | D & L Landfill Inc. Rural Route 3, Box 59, 900 Willard St. Greenville, Ill. 62246 618-664-2819 |
| Christian Taylorville | Five Oaks Recycling and Disposal Facility 0218160006 | Waste Management of Illinois Inc. 2 Westbrook Corporate Center, Suite 1000 Westchester, Ill. 60154 708-409-0700 | Waste Management of Illinois Inc. 2 Westbrook Corporate Center, Suite 1000 Westchester, Ill. 60154 708-409-0700 |
| Coles Charleston | Coles County Landfill 0298050007 | Laidlaw Waste Systems Inc. West Illinois Route 316, Box 137 Charleston, Ill. 61920 217-345-7414 | Laidlaw Waste Systems Inc. West Illinois Route 316, Box 137 Charleston, Ill. 61920 217-345-7414 |
| Coles Charleston | Western Lion Landfill 0298050006 (closed 1-20-96) | Western Lion Ltd. Box 682 Charleston, Ill. 61920 217-345-9505 | Western Lion Ltd. Box 682 Charleston, Ill. 61920 217-345-9505 |
| Cook Calumet City | CID Recycling and Disposal Facility #3 0316000030 | Waste Management of Illinois Inc. 2 Westbrook Corporate Center, Suite 1000 Westchester, Ill. 60154 708-409-0700 | Waste Management of Illinois Inc. 138th St. & Calumet Expressway Calumet City, Ill. 60409 773-646-3099 |
| Cook Calumet City | CID Recycling and Disposal Facility #4 0310390001 | Waste Management of Illinois Inc. 2 Westbrook Corporate Center, Suite 1000 Westchester, Ill. 60154 708-409-0700 | Waste Management of Illinois Inc. 138th St. & Calumet Expressway Calumet City, Ill. 60409 773-646-3099 |
| Cook Hillside | Congress Development Co. Landfill 0318170002 | Congress Development Co. 1815 S. Wolf Road Hillside, Ill. 60162 708-449-1250 | Sand & Gravel Corp. 1815 S. Wolf Road Hillside, Ill. 60162 708-544-5195 |
| Cook Chicago | Land & Lakes #3/ Harbor View Landfill 0316000034 | Stony Island Reclamation Co. 123 N. Northwest Highway, Box 778 Park Ridge, Ill. 60068 847-825-5000 | Land & Lakes Co. 123 N. Northwest Highway, Box 778 Park Ridge, Ill. 60068 847-825-5000 |
| Cook Dolton | River Bend Prairie Landfill 0310690003 | Land & Lakes Co. 123 N. Northwest Highway, Box 778 Park Ridge, Ill. 60068 847-825-5000 | Land & Lakes Co. 123 N. Northwest Highway, Box 778 Park Ridge, Ill. 60068 847-825-5000 |
| DeKalb DeKalb | DeKalb County Landfill 0378020001 | Waste Management of Illinois Inc. 2 Westbrook Corporate Center, Suite 1000 Westchester, Ill. 60154 708-409-0700 | Waste Management of Illinois Inc. 2 Westbrook Corporate Center, Suite 1000 Westchester, Ill. 60154 708-409-0700 |
| DeWitt Clinton | Clinton Landfill #2 0398080007 | Clinton Landfill Inc. #2 Box 9071 Peoria, Ill. 61612 309-676-4893 | Clinton Landfill Inc. #2 Box 9071 Peoria, Ill. 61612 309-676-4893 |
| DuPage Naperville | Greene Valley Landfill 0438030001 (closed 8-31-96) | Forest Preserve Dist. of DuPage County 185 Spring Road Glen Ellyn, Ill. 60138 630-942-6063 | Waste Management of Illinois Inc. 9 S. 610 Greene Road Naperville, Ill. 60540 630-232-7664 |

Appendix B: Solid Waste Landfill Owners and Operators

| County Municipality | Facility Identification No. | Owner | Operator |
|-------------------------------|---|---|--|
| DuPage Hanover Park | Mallard Lake Landfill 0438010004 | Forest Preserve Dist.of DuPage County 185 Spring Road Glen Ellyn, Ill. 60138 630-942-6063 | BFI Wst. Stms. of North America Inc. 26 W. 580 Schick Road Hanover Park, Ill. 60103 630-894-9000 |
| Effingham Effingham | Landfill 33 0498100007 | Landfill 33 Ltd. 1713 S. Willow Effingham, Ill. 62401 217-342-3747 | Landfill 33 Ltd. 1713 S. Willow Effingham, Ill. 62401 217-342-3747 |
| Fulton Fairview | Spoon Ridge Landfill 0578080002 (inactive 6-30-98) | BFI Wst. Stms. of North America Inc. Route 1, Highway 97 North Fairview, Ill. 61432 309-778-2787 | BFI Wst. Stms. of North America Inc. Route 1, Highway 97 North Fairview, Ill. 61432 309-778-2787 |
| Grundy Morris | Community Landfill 0630600001 | City of Morris 320 Wauponsee St. Morris, Ill. 60450 815-942-0103 | Community Landfill Co. 13901 S. Ashland Ave. Riverdale, Ill. 60827 708-388-9910 |
| Grundy Morris | Environtech Landfill 0638140002 | Environtech Inc. 1800 N. Ashley Road Morris, Ill. 60450 815-942-1800 | Environtech Inc. 1800 N. Ashley Road Morris, Ill. 60450 815-942-1800 |
| Henry Atkinson | Henry County Landfill #2 0730200003 (inactive since 6-16-97) | Atkinson Landfill Co. 200 N. Talman Ave. Chicago, Ill. 60612 773-638-7676 | Atkinson Landfill Co. 200 N. Talman Ave. Chicago, Ill. 60612 773-638-7676 |
| Jackson DeSoto | Southern Illinois Regional Landfill 0770200002 | Southern Illinois Regional Landfill Inc. 1540 Landfill Road, RR 1, Box 650 DeSoto, Ill. 62924 618-867-2356 | Southern Illinois Regional Landfill Inc. 1540 Landfill Road, RR 1, Box 750 DeSoto, Ill. 62924 618-867-2356 |
| Jersey Jerseyville | RCS Landfill 0830250012 | RCS Inc. 3950 Mississippi Ave. Cahokia, Ill. 62206 618-337-1755 | RCS Inc. 1336 W. Crystal Lake Road Jerseyville, Ill. 62052 618-656-6912 |
| Kane Batavia | Settler's Hill Recycling and Disposal Facility 0890100009 | Kane County 719 S. Batavia Ave. Geneva, Ill. 60134 630-208-5118 | Waste Management of Illinois Inc. 1031 E. Fabyan Parkway Batavia, Ill. 60510 630-232-7664 |
| Kane South Elgin | Woodland Recycling and Disposal Facility 0894830005 | Waste Management of Illinois Inc. 7 N. 500 Route 25 South Elgin, Ill. 60177 630-232-7664 | Waste Management of Illinois Inc. 7 N. 500 Route 25 South Elgin, Ill. 60177 630-232-7664 |
| Kankakee Chebanse | Kankakee Recycling and Disposal Facility 0910550006 | Waste Management of Illinois Inc. 2 Westbrook Corporate Center, Suite 1000 Westchester, Ill. 60154 708-409-0700 | Waste Management of Illinois Inc. 180 E. 6000 South Road Chebanse, Ill. 60922 815-937-5539 |
| Knox Wataga | Knox County Landfill #3 0958160003 | Knox County Landfill Committee Knox County Courthouse Galesburg, Ill. 61401 309-341-0901 | Knox County Landfill Department 519 McClure St. Galesburg, Ill. 61401 309-341-0901 |

Appendix B: Solid Waste Landfill Owners and Operators

| County Municipality | Facility Identification No. | Owner | Operator |
|---------------------|---|--|--|
| Lake Grayslake | Countryside Landfill 0970250003 | USA Waste Services Inc. 31725 N. Route 83, Box 342 Grayslake, Ill. 60030 847-223-2722 | USA Waste Services Inc. 31725 N. Route 83, Box 342 Grayslake, Ill. 60030 847-223-2722 |
| Lake Libertyville | Lake County Grading Co. Landfill 0970900001 (closed 8-22-95) | Lake County Grading Co. Routes 21 and 120, Box I Libertyville, Ill. 60048 847-362-2590 | Lake County Grading Co. Routes 21 and 120, Box I Libertyville, Ill. 60048 847-362-2590 |
| Lake Zion | Winthrop Harbor/BFI #1 - Phase B 0978020001 (closed 7-18-97) | BFI Wst. Stms. of North America Inc. 701 Green Bay Road Zion, Ill. 60099 847-746-5777 | BFI Wst. Stms. Of North America Inc. 701 Green Bay Road Zion, Ill. 60099 847-746-5777 |
| Lake Zion | Zion Landfill 0978020002 (opened 5-26-98) | BFI Wst. Stms. of North America Inc. 701 Green Bay Road Zion, Ill. 60099 847-746-5777 | BFI Wst. Stms. Of North America Inc. 701 Green Bay Road Zion, Ill. 60099 847-746-5777 |
| LaSalle Ottawa | LandComp Landfill 0990808103 (opened 11-6-98) | LandComp Corp. Box 520 Ottawa, Ill. 61350 815-434-1808 | LandComp Corp. Box 520 Ottawa, Ill. 61350 815-434-1808 |
| LaSalle Ottawa | States Land Improvement #2 0990800017 (closed 9-18-97) | States Land Improvement Corp. Box 520 Ottawa, Ill. 61350-0520 815-434-1808 | States Land Improvement Corp. Box 520 Ottawa, Ill. 61350-0520 815-434-1808 |
| Lawrence Bridgeport | Lawrence County Regional Landfill 1010100002 (opened 4-1-98) | Lawrence County Disposal Centre Inc. Rural Route 3, Box 892, Box 147 Sumner, Ill. 62466 888-936-9400 | S & S Grading of Illinois Inc. Rural Route 3, Box 892, Box 147 Sumner, Ill. 62466 888-936-9400 |
| Lee Dixon | Dixon/GROP Landfill #2 1038010002 | City of Dixon 121 W. Second St. Dixon, Ill. 61021 815-288-1485 | Allied Waste Industries of Illinois Inc. 1279 N. Bataan Road Dixon, Ill. 61021 815-288-4607 |
| Lee Dixon | Lee County Landfill 1030205110 (under development) | Lee County Landfill Inc. 935 W. 175th St. Homewood, Ill. 60430 708-957-4600 | Lee County Landfill Inc. 1279 N. Bataan Road Dixon, Ill. 61021 815-288-4607 |
| Livingston Pontiac | Livingston Landfill 1058210002 | American Disp. Services of Illinois Inc. 745 McClintock Drive, Suite 230 Burr Ridge, Ill. 60521 630-655-1105 | American Disp. Services of Illinois Inc. Box 646 Pontiac, Ill. 61764 815-844-3054 |
| Livingston Streator | Streator Area Landfill #3 1054900003 | Streator Area Landfill Inc. 211 Coalville Road Streator, Ill. 61364 815-672-0097 | Streator Area Landfill Inc. 211 Coalville Road Streator, Ill. 61364 815-672-0097 |
| Macon Decatur | Macon County Landfill 1158040008 | Macon County Landfill Corp. Rural Route 8, Box 115, Hill Road Decatur, Ill. 62522 217-963-2976 | Macon County Landfill Corp. Rural Route 8, Box 115, Hill Road Decatur, Ill. 62522 217-963-2976 |

Appendix B: Solid Waste Landfill Owners and Operators

| County Municipality | Facility Identification No. | Owner | Operator |
|--------------------------|---|--|--|
| Madison Roxana | Cahokia Road Sanitary Landfill 1190900002 | Laidlaw Waste Systems (Madison) 4600 Cahokia Road, Box 97 Roxana, Ill. 62084 618-656-6912 | Laidlaw Waste Systems (Madison) 4600 Cahokia Road, Box 97 Roxana, Ill. 62084 618-656-6912 |
| Madison Granite City | South Chain of Rocks RDF-Phase 2 1198010002 | Waste Management of Illinois Inc. 3399 W. Chain of Rocks Road Granite City, Ill. 62040 618-797-0405 | Waste Management of Illinois Inc. 3399 W. Chain of Rocks Road Granite City, Ill. 62040 618-797-0405 |
| Marion Salem | Salem Municipal Landfill #2 1218130007 | City of Salem 101 S. Broadway Salem, Ill. 62881 618-548-2222 | City of Salem 101 S. Broadway Salem, Ill. 62881 618-548-2222 |
| McDonough Macomb | Envirofil of Illinois Landfill 1098100003 | Envirofil of Illinois Inc. 13998 E. 1400th St., Box 375 Macomb, Ill. 61455 309-833-4779 | Envirofil of Illinois Inc. 13998 E. 1400th St., Box 375 Macomb, Ill. 61455 309-833-4779 |
| McLean Bloomington | American Disposal Services of Bloomington Landfill 1130200042 | American Disp. Services of Illinois Inc. 745 McClintock Drive, Suite 230 Burr Ridge, Ill. 60521 630-655-1105 | American Disp. Services of Illinois Inc. Rural Route 3, Box 145 Bloomington, Ill. 61701 309-828-4214 |
| Montgomery Litchfield | Litchfield-Hillsboro Landfill 1358150007 | Envotech/Illinois Inc. Route 16 East, Box 97 Litchfield, Ill. 62056 217-324-2811 | Envotech/Illinois Inc. Route 16 East, Box 97 Litchfield, Ill. 62056 217-324-2811 |
| Ogle Davis Junction | BFI-Davis Junction Landfill 1418210001 (closed 5-4-95) | BFI Wst. Stms. of North America Inc. 8900 Highway 251 Davis Junction, Ill. 61020 815-874-9000 | BFI Wst. Stms. of North America Inc. 8900 Highway 251 Davis Junction, Ill. 61020 815-874-9000 |
| Ogle Davis Junction | Orchard Hills Landfill 1410175005 (opened 1-12-98) | BFI Wst. Stms. of North America Inc. 8290 Highway 251 Davis Junction, Ill. 61020 815-874-9000 | BFI Wst. Stms. of North America Inc. 8290 Highway 251 Davis Junction, Ill. 61020 815-874-9000 |
| Ogle Creston | Rochelle Municipal Landfill #2 1418030020 | City of Rochelle Sixth Street & Fifth Avenue Rochelle, Ill. 61068 815-562-6772 | Rochelle Waste Disposal LLC 1101 S. Seventh St. Rochelle, Ill. 61068 815-384-4251 |
| Peoria Edwards | Peoria City/County Landfill #1 1438160002 (closed 4-10-98) | City and County of Peoria 419 Fulton St. Peoria, Ill. 61612 309-672-8537 | Peoria City/County Landfill Inc. Box 9071 Peoria, Ill. 61612 309-676-4893 |
| Peoria Edwards | Peoria City/County Landfill #2 1438165003 (opened 3-9-98) | City and County of Peoria 419 Fulton St. Peoria, Ill. 61612 309-672-8537 | Waste Management of Illinois Inc. 3550 E. Washington St. East Peoria, Ill. 61611 309-694-0275 |
| Peoria Peoria | Peoria Disposal Co. #1 1438120003 | Peoria Disposal Co. 4700 N. Sterling Ave., Box 9071 Peoria, Ill. 61614 309-676-4893 | Peoria Disposal Co. 4700 North Sterling Ave., Box 9071 Peoria, Ill. 61614 309-676-4893 |

Appendix B: Solid Waste Landfill Owners and Operators

| County Municipality | Facility Identification No. | Owner | Operator |
|--------------------------|--|---|--|
| Pike Baylis | Pike County Landfill 1498160001 | Pike County Landfill Inc. Box 9071 Peoria, Ill. 61612 309-676-4893 | Pike County Landfill Inc. Box 9071 Peoria, Ill. 61612 309-676-4893 |
| Rock Island Milan | Quad Cities Landfill 1610400007 (Phase 1-3); 1610400018 (Phase 4) | BFI Wst. Stms. of North America Inc. 13606 Knoxville Road Milan, Ill. 61264 309-787-2303 | BFI Wst. Stms. Of North America Inc. 13606 Knoxville Road Milan, Ill. 61264 309-787-2303 |
| Rock Island East Moline | Upper Rock Island County Landfill 1618100014 | Upper Rock Island County Landfill Inc. 17201 20th Ave. North East Moline, Ill. 61244 309-496-2396 | Upper Rock Island County Landfill Inc. 17201 20th Ave. North East Moline, Ill. 61244 309-496-2396 |
| Rock Island Taylor Ridge | Watts Landfill 1618000001 (inactive 3-20-98) | E.S.G. Watts Inc. 8400 77th St. West Taylor Ridge, Ill. 61284 309-798-2266 | E.S.G. Watts Inc. 8400 77th St. West Taylor Ridge, Ill. 61284 309-798-2266 |
| Saline Harrisburg | Saline County Landfill 1658080001 | Saline County Landfill Inc. 1400 S. Main St., Box 18 Harrisburg, Ill. 62946 618-252-0237 | Saline County Landfill Inc. 1400 S. Main St., Box 18 Harrisburg, Ill. 62946 618-252-0237 |
| Sangamon Springfield | Sangamon Valley Landfill 1678220037 (inactive since 2-27-95) | E.S.G. Watts Inc. 8400 77th St. West Taylor Ridge, Ill. 61284 309-798-2266 | E.S.G. Watts Inc. 8400 77th St. West Taylor Ridge, Ill. 61284 309-798-2266 |
| St. Clair Belleville | BFI Modern Landfill 1630100022 (closed 9-18-97) | BFI Wst. Stms. of North America Inc. 3521 Centreville Ave. Belleville, Ill. 62223 618-235-9625 | BFI Wst. Stms. Of North America Inc. 3521 Centreville Ave. Belleville, Ill. 62223 618-235-9625 |
| St. Clair Marissa | Cottonwood Hills RDF 1630755017 (under development) | Village of Marissa 212 N. Main St. Marissa, Ill. 62257 618-295-9372 | Waste Management of Illinois Inc. 2 Westchester Corporate Center, Ste. 1000 Westchester, Ill. 60154 708-409-0700 |
| St. Clair East St. Louis | Milam Recycling and Disposal Facility 1630450001 | Waste Management of Illinois Inc. 601 Madison Road East St. Louis, Ill. 62201 618-271-6788 Ext. 122 | Waste Management of Illinois Inc. 601 Madison Road East St. Louis, Ill. 62201 618-271-6788 Ext. 122 |
| Stephenson Freeport | Freeport Municipal Landfill #4 1770200015 | City of Freeport 230 W. Stephenson St. Freeport, Ill. 61032 815-235-8204 | City of Freeport 230 W. Stephenson St. Freeport, Ill. 61032 815-235-8204 |
| Tazewell Pekin | Pekin Landfill 1798050001 (inactive 11-18-98) | Eloyd and Frances Simpson 11916 Towerline Road Pekin, Ill. 61554 309-348-3679 | Waste Professionals Inc. 11916 Towerline Road Pekin, Ill. 61554 309-348-3679 |
| Tazewell East Peoria | Tazewell Recycling and Disposal Facility 1798060004 | Waste Management of Illinois Inc. 2 Westbrook Corporate Center, Suite 1000 Westchester, Ill. 60154 708-409-0700 | Waste Management of Illinois Inc. 2 Westbrook Corporate Center, Suite 1000 Westchester, Ill. 60154 708-409-0700 |

Appendix B: Solid Waste Landfill Owners and Operators

| County Municipality | Facility Identification No. | Owner | Operator |
|------------------------|--|---|---|
| Vermilion Danville | Brickyard Disposal and Recycling 1838040029 | Allied Waste Industries Inc. 601 E. Brickyard Road, Box 985 Danville, Ill. 61834 217-431-3242 | Allied Waste Industries Inc. 601 E. Brickyard Road, Box 985 Danville, Ill. 61834 217-431-3242 |
| Vermilion Hoopeston | Illinois Landfill 1830450009 | Illinois Landfill Inc. Box 300 Danville, Ill. 61834 217-283-5968 | Illinois Landfill Inc. Box 300 Danville, Ill. 61834 217-283-5968 |
| Wayne Fairfield | Wayne County Regional Landfill & Recycling Facility 1918040003 | Daubs Landfill Inc. Box 391 Fairfield, Ill. 62837 618-842-4294 | Daubs Landfill Inc. Box 391 Fairfield, Ill. 62837 618-842-4294 |
| Whiteside Morrison | Prairie Hill Recycling and Disposal Facility 1950350014 | Whiteside County 200 E. Knox St. Morrison, Ill. 61270 815-772-7654 | Waste Management of Illinois Inc. 18762 Lincoln Road Morrison, Ill. 61270 815-772-7308 |
| Will Beecher | Beecher Development Co. Landfill 1978010001 (closed 7-18-96) | Beecher Development Co. 1815 S. Wolf Road Hillside, Ill. 60162 708-449-1250 | John Sexton Contractors Co. 1815 S. Wolf Road Hillside, Ill. 60162 708-946-2554 |
| Will Joliet | CDT Landfill 1978170006 | CDT Landfill Corp. 2851 Mound Road Joliet, Ill. 60436 815-741-0736 | CDT Landfill Corp. 2851 Mound Road Joliet, Ill. 60436 815-741-0736 |
| Will Elwood | Laraway Recycling and Disposal Facility 1970450002 | Waste Management of Illinois Inc. 2 Westbrook Corporate Center, Suite 1000 Westchester, Ill. 60154 708-409-0700 | Waste Management of Illinois Inc. 2 Westbrook Corporate Center, Suite 1000 Westchester, Ill. 60154 708-409-0700 |
| Will Plainfield | Wheatland Prairie Recycling and Disposal Facility 1978200004 | Waste Management of Illinois Inc. 2 Westbrook Corporate Center, Suite 1000 Westchester, Ill. 60154 708-409-0700 | Waste Management of Illinois Inc. 2 Westbrook Corporate Center, Suite 1000 Westchester, Ill. 60154 708-409-0700 |
| Winnebago Rockford | Winnebago Reclamation Service 2018080001 | Winnebago Reclamation Service Inc. 8403 Lindenwood Road Rockford, Ill. 61109 815-874-4806 | Winnebago Reclamation Service Inc. 8403 Lindenwood Road Rockford, Ill. 61109 815-874-4806 |

**Solid Waste Landfills
Ranked by
Wastes Received**

1997

Appendix C: Solid Waste Landfills Ranked by Wastes Received: 1997

| | Municipality | County | Gate Cu. Yds. | Calculated Tons | Rank | Remarks | Page |
|--|----------------|-------------|-------------------|--------------------|------|------------------------|-------|
| Livingston Landfill | Pontiac | Livingston | 5,447,732 | 1,650,828 | 1 | Expn. Granted 2-19-97 | R4.12 |
| Milam Recyc. & Disp. Facility | East St. Louis | St. Clair | 3,396,286 | 1,029,000 | 2 | 66% out-of-state waste | R6.10 |
| Settler's Hill Recyc. & Disp. Facility | Batavia | Kane | 3,387,618 | 1,026,551 | 3 | | R2.24 |
| Mallard Lake Landfill | Hanover Park | DuPage | 3,174,600 | 962,000 | 4 | Nearing closure | R2.22 |
| Tazewell Recyc. & Disp. Facility | East Peoria | Tazewell | 2,137,617 | 648,000 | 5 | Nearing closure | R3.15 |
| Five Oaks Recyc. & Disp. Fac. | Taylorville | Christian | 1,291,385 | 391,329 | 6 | | R5.6 |
| Woodland Recyc. & Disp. Fac. | South Elgin | Kane | 1,240,288 | 375,845 | 7 | Nearing closure | R2.27 |
| South Chain of Rocks RDF-Phase 2 | Granite City | Madison | 1,200,589 | 363,815 | 8 | 56% out-of-state waste | R6.12 |
| Countryside Landfill | Grayslake | Lake | 1,189,121 | 360,340 | 9 | | R2.15 |
| Southern Illinois Regional Landfill | DeSoto | Jackson | 1,076,890 | 326,330 | 10 | | R7.8 |
| Winnebago Reclamation Service | Rockford | Winnebago | 1,035,241 | 313,709 | 11 | Expn. granted 8-22-96 | R1.16 |
| Dixon/GROP Landfill #2 | Dixon | Lee | 993,033 | 301,000 | 12 | Nearing closure | R1.8 |
| Cahokia Road Sanitary Landfill | Roxana | Madison | 897,211 | 271,882 | 13 | | R6.7 |
| Wheatland Prairie RDF | Plainfield | Will | 755,232 | 228,858 | 14 | Re-opened in June '96 | R2.25 |
| Clinton Landfill Inc. #2 | Clinton | DeWitt | 719,211 | 217,943 | 15 | | R4.8 |
| Brickyard Disposal and Recycling | Danville | Vermilion | 717,171 | 217,325 | 16 | | R4.7 |
| Land & Lakes #3/Harbor View Landfill | Chicago | Cook | 707,047 | 214,257 | 17 | | R2.20 |
| Upper Rock Island County Landfill | East Moline | Rock Island | 668,363 | 202,534 | 18 | | R3.16 |
| Quad Cities Landfill | Milan | Rock Island | 663,040 | 200,921 | 19 | 62% out-of-state waste | R3.13 |
| CDT Landfill | Joliet | Will | 625,000 | 189,394 | 20 | Nearing closure | R2.10 |
| Peoria City/County Landfill #1 | Edwards | Peoria | 621,399 | 188,303 | 21 | Closed 4-10-98 | R3.10 |
| Streator Area Landfill #3 | Streator | Livingston | 572,457 | 173,472 | 22 | | R4.14 |
| Macon County Landfill | Decatur | Macon | 540,378 | 163,751 | 23 | Expn. granted 6-1-98 | R4.13 |
| BFI Modern Landfill | Belleville | St. Clair | 516,833 | 156,616 | 24 | Closed 9-18-97 | R6.6 |
| Environtech Landfill | Morris | Grundy | 485,470 | 147,112 | 25 | Expn. granted 11-26-97 | R2.16 |
| Watts Landfill | Taylor Ridge | Rock Island | 476,583 | 144,419 | 26 | Inactive since 3-20-98 | R3.17 |
| CID Recyc. & Disp. Facility #3 | Calumet City | Cook | 449,492 | 136,210 | 27 | Nearing closure | R2.11 |
| Saline County Landfill | Harrisburg | Saline | 422,000 | 127,879 | 28 | | R7.7 |
| Coles County Landfill | Charleston | Coles | 408,428 | 123,766 | 29 | | R4.9 |
| Litchfield-Hillsboro Landfill | Litchfield | Montgomery | 390,790 | 118,421 | 30 | | R5.7 |
| Kankakee Recyc. & Disp. Facility | Chebanse | Kankakee | 390,512 | 118,337 | 31 | County wastes only | R2.18 |
| Envirofil of Illinois Landfill | Macomb | McDonough | 350,150 | 106,106 | 32 | | R3.6 |
| Congress Development Co. Landfill | Hillside | Cook | 341,138 | 103,375 | 33 | Nearing closure | R2.14 |
| Wayne Co. Reg. LF & Recyc. Fac. | Fairfield | Wayne | 331,474 | 100,447 | 34 | Expn. granted 8-8-96 | R7.9 |
| DeKalb County Landfill | DeKalb | DeKalb | 313,182 | 94,904 | 35 | County wastes only | R1.7 |
| River Bend Prairie Landfill | Dolton | Cook | 292,224 | 88,553 | 36 | Expn. granted 10-21-98 | R2.23 |
| Prairie Hill Recyc. & Disp. Facility | Morrison | Whiteside | 289,351 | 88,000 | 37 | Opened 8-26-96 | R1.13 |
| Pike County Landfill | Baylis | Pike | 278,769 | 84,475 | 38 | | R5.8 |
| States Land Improvement #2 | Ottawa | LaSalle | 177,528 | 54,000 | 39 | Closed 9-18-97 | R1.15 |
| Knox County Landfill #3 | Wataga | Knox | 159,908 | 48,457 | 40 | | R3.8 |
| Community Landfill | Morris | Grundy | 150,753 | 45,683 | 41 | Expn. under review | R2.13 |
| Pekin Landfill | Pekin | Tazewell | 149,817 | 45,399 | 42 | Closed 11-18-98 | R3.9 |
| Freeport Municipal Landfill #4 | Freeport | Stephenson | 146,000 | 44,242 | 43 | Nearing closure | R1.9 |
| Illinois Landfill | Hoopeston | Vermilion | 145,216 | 44,005 | 44 | Expn. granted 2-24-98 | R4.10 |
| Rochelle Municipal Landfill #2 | Creston | Ogle | 142,036 | 43,041 | 45 | | R1.14 |
| Laraway Recyc. & Disp. Facility | Elwood | Will | 137,700 | 41,727 | 46 | | R2.21 |
| Landfill 33 | Effingham | Effingham | 121,357 | 36,775 | 47 | | R4.11 |
| Peoria Disposal Co. #1 | Peoria | Peoria | 85,482 | 25,904 | 48 | Hazardous wastes only | R3.12 |
| Spoon Ridge Landfill | Fairview | Fulton | 75,253 | 22,804 | 49 | Inactive 6-30-98 | R3.14 |
| RCS Landfill | Jerseyville | Jersey | 67,203 | 20,365 | 50 | | R5.9 |
| Winthrop Harbor/BFI #1 - Phase B | Zion | Lake | 23,163 | 4,785 | 51 | Closed 7-18-97 | R2.27 |
| Salem Municipal Landfill #2 | Salem | Marion | 14,153 | 4,289 | 52 | Expn. granted 6-2-97 | R6.11 |
| D & L Landfill | Greenville | Bond | 2,517 | 763 | 53 | Re-opened 10-31-97 | R6.9 |
| American Disp. Serv. Landfill | Bloomington | McLean | 1,180 | 358 | 54 | | R4.6 |
| Henry County Landfill #2 | Atkinson | Henry | 816 | 247 | 55 | Inactive since 6-16-97 | R3.7 |
| CID Recyc. & Disp. Facility #4 | Calumet City | Cook | 405 | 123 | 56 | Hazardous wastes only | R2.12 |
| Totals | | | 40,393,792 | 12,238,974 | | | |
| Averages | | | 721,318 | 218,553 | | | |

**Solid Waste Landfills
Ranked by
Remaining Capacities**

Jan. 1, 1998

Appendix D: Solid Waste Landfills Ranked by Remaining Capacities: Jan. 1, 1998

| | Municipality | County | Gate Cu. Yds. | Calculated Tons | Rank | Remarks | Page |
|---|----------------|-------------|--------------------|--------------------|------|------------------------|-------|
| Spoon Ridge Landfill | Fairview | Fulton | 130,499,000 | 39,545,000 | 1 | Inactive 6-30-98 | R3.14 |
| Livingston Landfill | Pontiac | Livingston | 66,496,000 | 20,150,000 | 2 | Expn. granted 2-19-97 | R4.12 |
| Prairie Hill Recyc. & Disp. Facility | Morrison | Whiteside | 56,126,000 | 17,008,000 | 3 | Opened 8-26-96 | R1.13 |
| Five Oaks Recyc. & Disp. Facility | Taylorville | Christian | 43,847,000 | 13,287,000 | 4 | | R5.6 |
| Countryside Landfill | Grayslake | Lake | 35,331,000 | 10,706,000 | 5 | | R2.15 |
| Milam Recyc. & Disp. Facility | East St. Louis | St. Clair | 27,478,000 | 8,327,000 | 6 | | R6.10 |
| Zion Landfill | Zion | Lake | 24,134,000 | 7,313,000 | 7 | Opened 5-26-98 | R2.28 |
| Brickyard Disposal and Recycling | Danville | Vermilion | 23,662,000 | 7,170,000 | 8 | | R4.7 |
| Upper Rock Island County Landfill | East Moline | Rock Island | 16,604,000 | 5,032,000 | 9 | | R3.16 |
| Quad Cities Landfill | Milan | Rock Island | 16,521,000 | 5,006,000 | 10 | | R3.13 |
| Cahokia Road Sanitary Landfill | Roxana | Madison | 13,220,000 | 4,006,000 | 11 | | R6.7 |
| Settler's Hill Recyc. & Disp. Facility | Batavia | Kane | 12,291,000 | 3,725,000 | 12 | | R2.24 |
| Southern Illinois Regional Landfill | DeSoto | Jackson | 11,833,000 | 3,586,000 | 13 | New area under const. | R7.8 |
| Sangamon Valley Landfill | Springfield | Sangamon | 11,542,000 | 3,498,000 | 14 | Inactive 2-27-95 | R5.10 |
| Envirotech Landfill | Morris | Grundy | 11,213,000 | 3,398,000 | 15 | Expn. granted 11-26-97 | R2.16 |
| Wayne Co. Reg. LF & Recyc. Fac. | Fairfield | Wayne | 11,071,000 | 3,355,000 | 16 | Expn. granted 8-8-96 | R7.9 |
| Lawrence County Regional Landfill | Bridgeport | Lawrence | 9,576,000 | 2,902,000 | 17 | Opened 4-1-98 | R7.6 |
| D & L Landfill | Greenville | Bond | 9,088,000 | 2,754,000 | 18 | Re-opened 10-31-97 | R6.9 |
| Winnebago Reclamation Service | Rockford | Winnebago | 8,868,000 | 2,687,000 | 19 | Expn. granted 8-22-96 | R1.16 |
| Clinton Landfill #2 | Clinton | DeWitt | 8,395,000 | 2,544,000 | 20 | | R4.8 |
| Litchfield-Hillsboro Landfill | Litchfield | Montgomery | 6,274,000 | 1,901,000 | 21 | | R5.7 |
| Tazewell Recyc. & Disp. Facility | East Peoria | Tazewell | 5,583,000 | 1,692,000 | 22 | Nearing closure | R3.15 |
| Pike County Landfill | Baylis | Pike | 5,202,000 | 1,576,000 | 23 | Expn. granted 8-8-96 | R5.8 |
| South Chain of Rocks RDF-Phase 2 | Granite City | Madison | 4,407,000 | 1,335,000 | 34 | | R6.12 |
| DeKalb County Landfill | DeKalb | DeKalb | 4,397,000 | 1,332,000 | 25 | County wastes only | R1.7 |
| Land & Lakes #3/Harbor View Landfill | Chicago | Cook | 4,326,000 | 1,311,000 | 26 | | R2.20 |
| Kankakee Recyc. & Disp. Facility | Chebanse | Kankakee | 3,909,000 | 1,185,000 | 27 | County wastes only | R2.18 |
| RCS Landfill | Jerseyville | Jersey | 3,891,000 | 1,179,000 | 28 | | R5.9 |
| Macon County Landfill | Decatur | Macon | 3,710,000 | 1,124,000 | 29 | Expn. granted 6-1-98 | R4.13 |
| Woodland Recyc. & Disp. Facility | South Elgin | Kane | 2,997,000 | 908,000 | 30 | Nearing closure | R2.27 |
| Mallard Lake Landfill | Hanover Park | DuPage | 2,657,000 | 805,000 | 31 | Nearing closure | R2.22 |
| Wheatland Prairie Recyc. & Disp. Facility | Plainfield | Will | 2,570,000 | 779,000 | 32 | Re-opened in June '96 | R2.25 |
| Streator Area Landfill #3 | Streator | Livingston | 2,089,000 | 633,000 | 33 | | R4.14 |
| Peoria Disposal Co. #1 | Peoria | Peoria | 1,839,000 | 557,000 | 34 | Hazardous wastes only | R3.12 |
| Knox County Landfill #3 | Wataga | Knox | 1,750,000 | 530,303 | 35 | | R3.8 |
| Congress Development Co. Landfill | Hillside | Cook | 1,728,000 | 524,000 | 36 | Nearing closure | R2.14 |
| American Disp. Serv. Landfill | Bloomington | McLean | 1,650,000 | 500,000 | 37 | | R4.6 |
| Community Landfill | Morris | Grundy | 1,624,000 | 492,000 | 38 | Expn. under review | R2.13 |
| Beecher Development Co. Landfill | Beecher | Will | 1,611,000 | 488,000 | 39 | Closed 7-18-96 | R2.9 |
| Landfill 33 | Effingham | Effingham | 1,461,000 | 443,000 | 40 | | R4.11 |
| Rochelle Municipal Landfill #2 | Creston | Ogle | 1,330,000 | 403,000 | 41 | | R1.14 |
| CID Recyc. & Disp. Facility #3 | Calumet City | Cook | 1,261,000 | 382,121 | 42 | Nearing closure | R2.11 |
| Envirofil of Illinois Landfill | Macomb | McDonough | 1,234,000 | 374,000 | 43 | | R3.6 |
| Coles County Landfill | Charleston | Coles | 1,148,000 | 348,000 | 44 | | R4.9 |
| CID Recyc. & Disp. Facility #4 | Calumet City | Cook | 1,011,000 | 306,000 | 45 | Hazardous wastes only | R2.12 |
| Laraway Recyc. & Disp. Facility | Elwood | Will | 951,000 | 288,000 | 46 | | R2.21 |
| Saline County Landfill | Harrisburg | Saline | 946,000 | 287,000 | 47 | | R7.7 |
| Dixon/GROP Landfill #2 | Dixon | Lee | 819,000 | 248,000 | 48 | Nearing closure | R1.8 |
| Salem Municipal Landfill #2 | Salem | Marion | 785,000 | 238,000 | 49 | Expn. granted 6-2-97 | R6.11 |
| Watts Landfill | Taylor Ridge | Rock Island | 750,000 | 227,000 | 50 | Inactive since 3-20-98 | R3.17 |
| CDT Landfill | Joliet | Will | 540,000 | 164,000 | 51 | Nearing closure | R2.10 |
| Illinois Landfill | Hoopston | Vermilion | 273,000 | 83,000 | 52 | Expn. granted 2-24-98 | R4.10 |
| River Bend Prairie Landfill | Dolton | Cook | 210,000 | 64,000 | 53 | Expn. granted 10-21-98 | R2.23 |
| Freeport Municipal Landfill #4 | Freeport | Stephenson | 167,000 | 51,000 | 54 | Nearing closure | R1.9 |
| Pekin Landfill | Pekin | Tazewell | 127,000 | 38,000 | 55 | Closed 11-18-98 | R3.9 |
| Peoria City/County Landfill #1 | Edwards | Peoria | 72,000 | 22,000 | 56 | Closed 4-10-98 | R3.10 |
| Totals | | | 623,094,000 | 188,816,424 | | | |
| Averages | | | 11,126,679 | 3,371,722 | | | |

**Solid Waste
Transfer Station
Owners and Operators**

Alphabetic by Facility

Appendix E: Solid Waste Transfer Station Owners and Operators

| | Municipality | Owner | Operator | Status | Page |
|--|------------------|--|--|--------|-------|
| American Disp. Serv. TS | Bloomington | American Disposal Services of Illinois | American Disposal Services of Illinois | A | R4.16 |
| American Wood Recycling TS | Hoffman Estates | American Wood Recycling Inc. | American Wood Recycling Inc. | A | R2.29 |
| Apollo Disposal Service TS | Momence | Apollo Disposal Service Inc. ¹ | Apollo Disposal Service Inc. ¹ | N | R2.30 |
| Arc Disposal Co. Trans. Stn. | Mt. Prospect | Arc Disposal Co. Inc. | Arc Disposal Co. Inc. | A | R2.31 |
| Area Disposal Transfer Station | Lincoln | Peoria Disposal Co. | Area Disposal | A | R5.11 |
| Banner-Western Trans. & Recycling | Rockdale | Waste Management of Illinois Inc. | Waste Management of Illinois Inc. | A | R2.32 |
| Best Lawns Trans. Stn. | Streamwood | Best Lawns Inc. | Best Lawns Inc. | A | R2.33 |
| Bethalto Waste Transfer Facility | Bethalto | Village of Bethalto, Public Works | Village of Bethalto, Public Works | A | R6.13 |
| BFI - Evanston Trans. Stn. | Evanston | BFI Waste Systems of North America ² | BFI Waste Systems of North America ² | A | R2.34 |
| BFI - Melrose Park Trans. Stn. | Melrose Park | BFI Waste Systems of North America ² | BFI Waste Systems of North America ² | N | R2.35 |
| BFI - Northbrook Trans. Stn. | Northbrook | BFI Waste Systems of North America ² | BFI Waste Systems of North America ² | A | R2.36 |
| BFI Wst. Stms. of North America | Chicago | BFI Waste Systems of North America ² | BFI Waste Systems of North America ² | A | R2.37 |
| Bloomington Bulk Trans. Stn. | Bloomington | City of Bloomington, Public Services | City of Bloomington, Public Services | N | R4.17 |
| Calumet Transfer Station | Chicago | Liberty Waste Services of Illinois LLC | Liberty Waste Services of Illinois LLC | N | R2.38 |
| CDT Trans. Mat'l. Recovery Facility | Joliet | CDT Transfer Mat'l. Recovery Facility | CDT Transfer Mat'l. Recovery Facility | A | R2.39 |
| Chicago Disposal Transfer Station | Chicago | Chicago Disposal Inc. | Chicago Disposal Inc. | A | R2.40 |
| CID Mat'l. Recovery & Recycling | Chicago | Waste Management of Illinois Inc. | CID Mat'l. Recovery & Recycling | A | R2.41 |
| Citiwaste Transfer Station | Joliet | Citiwaste Inc. ¹ | Citiwaste Inc. ¹ | A | R2.42 |
| City Transfer Systems | Chicago | American Disp. Trans. Serv. of Ill. Inc. | American Disp. Trans. Serv. of Ill. Inc. | A | R2.43 |
| D & D Disposal Service TS | Chicago | D & D Disposal Services Inc. | Illinois Recyc. Serv. Inc./Loop Trans. | A | R2.44 |
| D & L Disposal Trans. Stn. | Greenville | D & L Disposal LLC | D & L Disposal LLC | A | R6.14 |
| DuPage Yard Waste Trans. Stn. | West Chicago | Bill Brown Enterprises | Bill Brown Enterprises | A | R2.45 |
| E.C. Rizzi & Assoc. | Bolingbrook | Joan Tameling | E.C. Rizzi & Assoc. Inc. | N | R2.46 |
| Granite City Landscape Transfer | Granite City | Granite City | Granite City Street Department | N | R6.15 |
| Great Lakes Disposal Trans. Stn. | Blue Island | Great Lakes Disposal Inc. | Great Lakes Disposal Inc. | A | R2.47 |
| Groen Waste Transfer Station | Blue Island | Illinois Development Corp. | Allied Waste Industries Inc. | A | R2.48 |
| Groot Industries/Chicago TS | Chicago | Groot Industries Inc. | Groot Industries Inc. | A | R2.49 |
| Groot Industries/McCook TS | McCook | Groot Industries Inc. | Groot Industries Inc. | A | R2.50 |
| Herrin Solid Waste Trans. Stn. | Herrin | City of Herrin | Southern Illinois Trans. Stns Inc. | A | R7.10 |
| Homewood Scavenger Service TS | East Hazel Crest | Homewood Scavenger Service Inc. | Homewood Scavenger Service Inc. | A | R2.51 |
| Kewanee Solid Waste Trans. Stn. | Kewanee | City of Kewanee | City of Kewanee | A | R3.18 |
| Frank F. Kucera Co. Trans. Stn. | Cicero | Frank F. Kucera Co. | Frank F. Kucera Co. | A | R2.52 |
| Lake Forest Transfer Facility | Lake Forest | City of Lake Forest | DK Recycling Systems Inc. | N | R2.53 |
| Land Restoration Products TS | Lake Bluff | MBL Development | DK Recycling Systems Inc. | A | R2.54 |
| Liberty Waste/McCook Trans. Stn. | McCook | EAC Systems Inc. | Liberty Waste Services | N | R2.55 |
| Marion Transfer Station | Marion | City of Marion | Continental Waste Ind. of Illinois Inc. ³ | A | R7.11 |
| MDI Environmental Systems TS | Lanark | Moring Disposal Inc. | MDI Environmental Systems | A | R1.17 |
| Medill Mat'l. Recov. & Recyc. Facility | Chicago | Chicago Department of Environment | Waste Management of Illinois Inc. | A | R2.56 |
| Mendota Solid Waste Trans. Stn. | Mendota | City of Mendota | Waste Management of Illinois Inc. | A | R1.18 |
| Monmouth Municipal Trans. Stn. | Monmouth | City of Monmouth | City of Monmouth | A | R3.19 |
| Montgomery Trucking | Elizabeth | Montgomery Trucking | Montgomery Trucking | N | R1.19 |
| Monticello Transfer Station | Monticello | City of Monticello | City of Monticello | A | R4.18 |
| Mr. K's Garden & Mat'l. Center TS | Park Ridge | Mr. K's Garden & Material Center | Mr. K's Garden & Material Center | A | R2.57 |
| Mt. Vernon Transfer Station | Mt. Vernon | Continental Waste Ind. of Illinois Inc. ³ | Continental Waste Ind. of Illinois Inc. ³ | A | R7.12 |

Appendix E: Solid Waste Transfer Station Owners and Operators

| | Municipality | Owner | Operator | Status | Page |
|------------------------------------|-----------------|--|---|--------|-------|
| Nameoki Township Transfer Station | Granite City | Nameoki Township | Lee Adams | A | R6.16 |
| National Recovery Transfer Station | Chicago | National Waste Services Inc. ¹ | National Waste Services Inc. ¹ | A | R2.58 |
| National/Speedman Transfer Station | Chicago | National Waste Services Inc. ¹ | National Waste Services Inc. ¹ | A | R2.59 |
| Northwest Mat'l. Recov. & Recyc. | Chicago | Chicago Department of Environment | Waste Management of Illinois Inc. | A | R2.60 |
| Paris Transfer Station | Paris | City of Paris | Ingrum Waste Disposal | A | R4.19 |
| Princeton Solid Waste Trans. Stn. | Princeton | City of Princeton | City of Princeton | A | R1.20 |
| Randolph County Trans. Stn. | Sparta | Continental Waste Ind. of Illinois Inc. ³ | Republic Industries Inc. | A | R6.17 |
| Ravenswood Disposal Service TS | Chicago | Ravenswood Disposal Service Inc. | Ravenswood Disposal Service Inc. | A | R2.61 |
| Riverdale Recycling | Riverdale | Tri-State Disposal | Tri-State Disposal | N | R2.62 |
| Rolling Meadows Trans. Stn. | Rolling Meadows | City of Rolling Meadows | BFI Wst. Stms. of North America | IA | R2.63 |
| Savanna Solid Waste Trans. Stn. | Savanna | City of Savanna | City of Savanna | A | R1.21 |
| Shelbyville Disposal Service TS | Shelbyville | Shelbyville Disposal Service Inc. | Shelbyville Disposal Service Inc. | A | R4.20 |
| Shred-All Recycling Systems TS | Chicago | Shred-All Recycling Systems Inc. | Shred-All Recycling Systems Inc. | A | R2.64 |
| Speedway Disposal & Recycling | Elburn | New Horizons Ltd. | Speedway Disposal & Recycling | A | R2.65 |
| Star Disposal Service TS | Park Forest | Homewood Scavenger Service Inc. | Homewood Scavenger Service Inc. | A | R2.66 |
| Suburban Transfer Station | Crestwood | Illinois Recycling Services | Illinois Recycling Services | A | R2.67 |
| TCD Services Transfer Station | Wilmington | Waste Management of Illinois Inc. | Waste Management of Illinois Inc. | IA | R2.68 |
| 34th Street Mat'l. Recov. & Recyc. | Chicago | Chicago Department of Environment | Waste Management of Illinois Inc. | A | R2.69 |
| U-Dump-It Transfer Station | Pana | Waste Management of Illinois Inc. | Waste Management of Illinois Inc. | A | R5.12 |
| United Disposal of Bradley TS | Bradley | United Disposal of Bradley Inc. | United Disposal of Bradley Inc. | A | R2.70 |
| USA Waste Services/Chicago TS | Chicago | USA Waste Services of Illinois Inc. | USA Waste Services of Illinois Inc. | A | R2.71 |
| Waste Management/Rockford TS | Roscoe | Waste Management of Wis. Inc. | Waste Management of Wis. Inc. | A | R1.22 |
| Waste Management/Springfield TS | Springfield | Waste Management of Illinois Inc. | Waste Management of Illinois Inc. | A | R5.13 |
| Waste Mgt.-Metro/Chicago TS | Chicago | Waste Management of Illinois Inc. | Waste Management of Illinois Inc. | A | R2.72 |
| Waste Mgt.-Metro/Stickney TS | Stickney | Waste Management of Illinois Inc. | Waste Management of Illinois Inc. | A | R2.73 |
| Waste Mgt.-Northwest/Wheeling TS | Wheeling | Waste Management of Illinois Inc. | Waste Management of Illinois Inc. | A | R2.74 |
| Waste Mgt.-South Suburbs/Rec. Am. | Alsip | Waste Management of Illinois Inc. | Waste Management of Illinois Inc. | A | R2.75 |
| Waste Transfer & Mat'l. Recovery | Champaign | University of Illinois | University of Illinois | A | R4.21 |
| West Cook Transfer Station | Forest View | Foster Wheeler Midwest | Midwest Transfer Services Inc. | N | R2.76 |
| Wheeling Township Transfer Stn. | Glenview | Solid Wst. Agency of Northern Cook Co. | Groot Recycling & Disposal Inc. | A | R2.77 |
| Whiteside County Landfill #2 TS | Morrison | Whiteside County | Waste Management of Illinois Inc. | C | R1.23 |
| Wigand Recyc. & Trans. Facility | Chillecothe | Wigand Disposal Co. | Wigand Disposal Co. | N | R3.20 |

¹ A subsidiary of Allied Waste Industries Inc.

² A subsidiary of Browning-Ferris Industries Inc.

³ A subsidiary of Republic Industries Inc.

Status Codes: A = Active C = Closed IA = Inactive N = New

**Solid Waste
Transfer Station
Owners and Operators**

Alphabetic by County

Appendix F: Solid Waste Transfer Station Owners and Operators

| County Municipality | Facility Identification No. | Owner | Operator |
|----------------------|--|--|---|
| Bond Greenville | D & L Disposal Transfer Station 0050055049 | D & L Disposal LLC 900 Willard St. Greenville, Ill. 62246 618-664-3185 | D & L Disposal LLC 900 Willard St. Greenville, Ill. 62246 618-664-3185 |
| Bureau Princeton | Princeton Solid Waste Transfer Station 0110850012 | City of Princeton 2 S. Main St. Princeton, Ill. 61356 815-875-2631 | City of Princeton 2 S. Main St. Princeton, Ill. 61356 815-875-1682 |
| Carroll Lanark | MDI Environmental Systems Transfer Station 0150100001 | Moring Disposal Inc. 104 S. Ash St. Forreston, Ill. 61030 815-938-3602 | MDI Environmental Systems Rural Route #1, Box 204A Lanark, Ill. 61046 815-493-6331 |
| Carroll Savanna | Savanna Solid Waste Transfer Station 0150250005 | City of Savanna 101 Main St. Savanna, Ill. 61074 815-273-2251 | City of Savanna 101 Main St. Savanna, Ill. 61074 815-273-2251 |
| Champaign Champaign | Waste Transfer & Material Recovery Facility 0190105219 (opened 6-20-96) | University of Illinois Physical Plant Service Bldg. 1501 S. Oak St. Champaign, Ill. 61820 217-333-2500 | University of Illinois Waste Transfer & Material Recovery Fac. 10 E. St. Mary's Road Champaign, Ill. 61820 217-333-2780 |
| Christian Pana | U-Dump-It Transfer Station 0218100002 | Waste Management of Illinois Inc. 890 E. 1500 N. Road Taylorville, Ill. 62568 217-824-3942 | Waste Management of Illinois Inc. 890 E. 1500 N. Road Taylorville, Ill. 62568 217-824-3942 |
| Cook Hoffman Estates | American Wood Recycling Transfer Station 0314490002 (opened 3-13-96) | American Wood Recycling Inc. 1100 Brandt Drive Elgin, Ill. 60210 847-426-6354 | American Wood Recycling Inc. 16077 Depot Place Prairie View, Ill. 60069 847-426-6354 |
| Cook Mt. Prospect | Arc Disposal Co. Transfer Station 0318040001 | Arc Disposal Co. Inc. 2101 S. Busse Road Mt. Prospect, Ill. 60056 847-981-0091 | Arc Disposal Co. Inc. 2101 S. Busse Road Mt. Prospect, Ill. 60056 847-981-0091 |
| Cook Streamwood | Best Lawns Transfer Station 0313065042 (opened 8-21-95) | Best Lawns Inc. 1435 Yorkshire Drive Streamwood, Ill. 60137 630-213-7900 | Best Lawns Inc. 1435 Yorkshire Drive Streamwood, Ill. 60107 630-213-7900 |
| Cook Evanston | BFI - Evanston Transfer Station 0310810003 | BFI Waste Systems of North America Inc. 1712 Church St. Evanston, Ill. 60201 847-328-5100 | BFI Waste Systems of North America Inc. 1710 Lyons Evanston, Ill. 60201 847-328-5100 |
| Cook Melrose Park | BFI-Melrose Park (new) Transfer Station 0311865053 (opened 2-26-98) | BFI Waste Systems of North America Inc. 4700 W. Lake St. Melrose Park, Ill. 60160 708-345-7735 | BFI Waste Systems of North America Inc. 4700 W. Lake St. Melrose Park, Ill. 60160 708-345-7735 |
| Cook Northbrook | BFI - Northbrook Transfer Station 0312073004 | BFI Waste Systems of North America Inc. 2750 Shermer Road Northbrook, Ill. 60062 847-272-4145 | BFI Waste Systems of North America Inc. 2750 Shermer Road Northbrook, Ill. 60062 847-272-4145 |
| Cook Chicago | BFI Waste Systems of North America 0316280008 | BFI Waste Systems of North America Inc. 1220 W. Carroll Ave. Chicago, Ill. 60607 312-829-5741 | BFI Waste Systems of North America Inc. 1220 W. Carroll Ave. Chicago, Ill. 60607 312-829-5741 |

Appendix F: Solid Waste Transfer Station Owners and Operators

| County Municipality | Facility Identification No. | Owner | Operator |
|-----------------------------|---|---|---|
| Cook Chicago | Calumet Transfer Station (new) 0316005603 (opened 4-27-98) | Liberty Waste Services of Illinois LLC 625 Liberty Ave., Ste. 3100 Pittsburgh, Penn. 15222 312-284-5201 | Liberty Waste Services of Illinois LLC 625 Liberty Ave., Ste. 3100 Pittsburgh, PA 15222 312-284-5201 |
| Cook Chicago | Chicago Disposal Transfer Station 0316465002 | Chicago Disposal Inc. 11834 S. Ewing Ave. Chicago, Ill. 60607 773-978-7800 | Chicago Disposal Inc. 11834 So. Ewing Ave. Chicago, Ill. 60607 773-978-7800 |
| Cook Chicago | CID Material Recovery & Recycling Facility 0310395011 (opened 11-22-95) | Waste Management of Illinois Inc. 2 Westbrook Corporate Center, Suite 1000 Westchester, Ill. 60154 708-409-0700 | CID Material Recovery and Recyc. Facility 13707 S. Jeffrey Ave. Chicago, Ill. 60633 773-646-7611 |
| Cook Chicago | City Transfer Systems 0316310003 | American Disp. Trans. Services of Ill. Inc. 745 McClintock Drive, Suite 230 Burr Ridge, Ill. 60521 630-655-1105 | American Disp. Trans. Services of Ill. Inc. 2464 S. Laffin St. Chicago, Ill. 60608 312-243-7771 |
| Cook Chicago | D & D Disposal Service Transfer Station 0316310014 | D & D Disposal Services Inc. 2401 S. Laffin St. Chicago, Ill. 60608 312-942-0042 | Illinois Recyc. Service Inc./Loop Transfer 2401 S. Laffin St. Chicago, Ill. 60608 312-942-0042 |
| Cook Cicero | Frank F. Kucera Co. Transfer Station 0310510004 | Frank F. Kucera Co. 1800 S. Laramie Cicero, Ill. 60804 708-652-0025 | Frank F. Kucera Co. 1800 S. Laramie Cicero, Ill. 60804 708-652-0025 |
| Cook Blue Island | Great Lakes Disposal Transfer Station 0310240023 | Great Lakes Disposal Inc. 13546 S. Western Ave. Blue Island, Ill. 60406 708-388-9999 | Great Lakes Disposal Inc. 13546 S. Western Ave. Blue Island, Ill. 60406 708-388-9999 |
| Cook Blue Island | Groen Waste Transfer Station 0310240006 | Illinois Development Corp. 137 E. 154th St. South Holland, Ill. 60473 708-385-7232 | Allied Waste Industries Inc. 3100 W. Wireton Road Blue Island, Ill. 60406 708-385-8252 |
| Cook Chicago | Groot Industries/Chicago Transfer Station 0316760001 | Groot Industries Inc. 1759 Elmhurst Road Elk Grove Village, Ill. 60007 847-734-6406 | Groot Industries Inc. 1759 N. Elmhurst Road Elk Grove Village, Ill. 60007 847-734-6406 |
| Cook McCook | Groot Industries/McCook Transfer Station 0311740016 | Groot Industries Inc. 1759 Elmhurst Road Elk Grove Village, Ill. 60007 847-734-6406 | Groot Industries Inc. 8475 W. 53rd St. McCook, Ill. 60525 708-485-0900 |
| Cook East Hazel Crest | Homewood Scavenger Service Transfer Station 0310750002 | Homewood Scavenger Service Inc. 17415 S. Ashland Ave. East Hazel Crest, Ill. 60429 630-798-1004 | Homewood Scavenger Service Inc. 17415 S. Ashland Ave. East Hazel Crest, Ill. 60429 630-798-1004 |
| Cook McCook | Liberty Waste/McCook Transfer Station (new) 0311745027 (opened 8-1-97) | EAC Systems Inc. 79 N. Pearl St. Albany, N.Y. 12207 518-434-1227 | Liberty Waste Services 625 Liberty Ave. Pittsburgh, Penn. 15222 708-728-0331 |
| Cook Chicago | Medill Material Recovery & Recycling Facility 0316075074 (opened 10-27-95) | Chicago Department of Environment 30 N. LaSalle St., 25th Floor Chicago, Ill. 60602 312-744-5711 | Waste Management of Illinois Inc. 2 Westbrook Corporate Center, Suite 1000 Westchester, Ill. 60154 708-409-0700 |

Appendix F: Solid Waste Transfer Station Owners and Operators

| County Municipality | Facility Identification No. | Owner | Operator |
|-------------------------|---|---|---|
| Cook Park Ridge | Mr. K's Garden & Material Center Transfer Station 0312460019 (opened 5-17-96) | Mr. K's Garden & Material Center 1440 W. Higgins Road Park Ridge, Ill. 60068 847-692-2118 | Mr. K's Garden & Material Center 1440 W. Higgins Road Park Ridge, Ill. 60068 847-692-2118 |
| Cook Chicago | National Recovery Transfer Station 0316280012 | National Waste Services Inc. 2608 S. Damen Ave. Chicago, Ill. 60608 773-579-3600 | National Waste Services Inc. 2608 S. Damen Ave. Chicago, Ill. 60608 773-579-3600 |
| Cook Chicago | National/Speelman Transfer Station 0316270025 (opened 4-13-95) | National Waste Services Inc. 5817 W. Ogden Ave. Chicago, Ill. 60650 773-579-3600 | National Waste Services Inc. 364 N. Green St. Chicago, Ill. 60612 312-226-0092 |
| Cook Chicago | Northwest Material Recovery & Recycling Facility 0316265018 (opened 12-1-95) | Chicago Department of Environment 30 N. LaSalle St., 25th Floor Chicago, Ill. 60602 312-744-5711 | Waste Management of Illinois Inc. 2 Westbrook Corporate Center, Suite 1000 Westchester, Ill. 60154 708-409-0700 |
| Cook Chicago | Ravenswood Disposal Service Transfer Station 0316270011 | Ravenswood Disposal Service Inc. 200 N. Talman Ave. Chicago, Ill. 60612 773-776-7706 | Ravenswood Disposal Service Inc. 200 N. Talman Ave. Chicago, Ill. 60612 773-776-7706 |
| Cook Riverdale | Riverdale Recycling 0312580014 (opened 12-19-97) | Tri-State Disposal 13701 S. Kostner Crestwood, Ill. 60445 708-388-9910 | Tri-State Disposal 13701 S. Kostner Crestwood, Ill. 60445 708-388-9910 |
| Cook Rolling Meadows | Rolling Meadows Transfer Station 0312730009 (inactive in 1997-98) | City of Rolling Meadows 3900 Berdnick St. Rolling Meadows, Ill. 60008 847-963-0500 | BFI Waste Systems of North America Inc. 3900 Berdnick St. Rolling Meadows, Ill. 60008 847-776-1720 |
| Cook Chicago | Shred-All Recycling Systems Transfer Station 0316610042 | Shred-All Recycling Systems Inc. 1231 W. 42nd St. Chicago, Ill. 60609 773-523-6900 | Shred-All Recycling Systems Inc. 1231 W. 42nd St. Chicago, Ill. 60609 773-523-6900 |
| Cook Park Forest | Star Disposal Service Transfer Station 0314740001 | Homewood Scavenger Service Inc. 17415 S. Ashland Ave. East Hazel Crest, Ill. 60429 708-798-1004 | Homewood Scavenger Service Inc. 17415 S. Ashland Ave. East Hazel Crest, Ill. 60429 708-798-1004 |
| Cook Crestwood | Suburban Transfer Station 0310600001 | Illinois Recycling Services 13740 S. Kostner Crestwood, Ill. 60445 708-389-6312 | Illinois Recycling Services 4330 W. 137th Place Crestwood, Ill. 60445 708-389-6389 |
| Cook Chicago | 34th Street Material Recovery & Recycling Facility 0316300004 (opened 11-9-95) | Chicago Department of Environment 30 N. LaSalle St., 25th Floor Chicago, Ill. 60602 312-744-5711 | Waste Management of Illinois Inc. 3757 W. 34th St. Chicago, Ill. 60623 773-843-3345 |
| Cook Chicago | USA Waste Services/ Chicago Transfer Station 0316680003 | USA Waste Services of Illinois Inc. 13740 S. Kostner Crestwood, Ill. 60445 708-389-6312 | USA Waste Services of Illinois Inc. 16 W. 64th St. Chicago, Ill. 60621 773-994-6031 |
| Cook Chicago | Waste Mgt.-Metro/Chicago Transfer Station 0316000052 | Waste Management of Illinois Inc. 2 Westbrook Corporate Center, Suite 1000 Westchester, Ill. 60154 708-409-0700 | Waste Management of Illinois Inc. 1500 N. Hooker St. Chicago, Ill. 60651 312-994-6031 |

Appendix F: Solid Waste Transfer Station Owners and Operators

| County Municipality | Facility Identification No. | Owner | Operator |
|-------------------------|---|---|---|
| Cook Stickney | Waste Mgt.- Metro/Stickney Transfer Station 0313000001 | Waste Management of Illinois Inc. 2 Westbrook Corporate Center, Suite 1000 Westchester, Ill. 60154 708-409-0700 | Waste Management of Illinois Inc. 3815 S. Laramie Ave. Stickney, Ill. 60650 708-656-5350 |
| Cook Wheeling | Waste Mgt.-Northwest/ Wheeling Transfer Station 0313240004 | Waste Management of Illinois Inc. 2 Westbrook Corporate Center, Suite 1000 Westchester, Ill. 60154 708-409-0700 | Waste Management of Illinois Inc. 350 Sumac Road, Box 396 Wheeling, Ill. 60090 847-520-7200 |
| Cook Alsip | Waste Mgt.-South Suburbs/Recycle America 0313360003 | Waste Management of Illinois Inc. 2 Westbrook Corporate Center, Suite 1000 Westchester, Ill. 60154 708-409-0700 | Waste Management of Illinois Inc. 11549 S. Austin Alsip, Ill. 60482 708-422-2225 |
| Cook Forest View | West Cook Transfer Station 0310930005 (opened summer 1997) | Foster Wheeler Midwest Perryville Corporate Park Clinton, NJ 08809 708-458-0521 | Midwest Transfer Services Inc. Box 49 Mokena, Ill. 60448 708-458-0521 |
| Cook Glenview | Wheeling Township Transfer Station 0310630059 | Solid Waste Agency of Northern Cook Co. 1616 E. Golf Road Des Plaines, Ill. 60016 847-296-9200 | Groot Recycling & Disposal Inc. 1151 Des Plaines River Road Glenview, Ill. 60025 773-242-1977 |
| DuPage West Chicago | DuPage Yard Waste Transfer Station 0430905794 (opened 4-17-96) | Bill Brown Enterprises 2 N. 035 Indian Knoll Road West Chicago, Ill. 60185 630-876-8900 | Bill Brown Enterprises 1195 W. Washington St. West Chicago, Ill. 60185 630-876-8900 |
| Edgar Paris | Paris Transfer Station 0458080003 | City of Paris City Building Paris, Ill. 61944 217-465-7601 | Ingrum Waste Disposal 501 Grandview Ave. Paris, Ill. 61944 217-465-3335 |
| Henry Kewanee | Kewanee Solid Waste Transfer Station 0730650023 | City of Kewanee 200 W. Third St. Kewanee, Ill. 61443 309-852-2611 | City of Kewanee 200 W. Third St. Kewanee, Ill. 61443 309-852-2611 |
| Jefferson Mt. Vernon | Mt. Vernon Transfer Station 0818100011 | Continental Waste Industries of Ill. Inc. Rural Route 1, Box 750 DeSoto, Ill. 62954 618-867-2356 | Continental Waste Industries of Ill. Inc. Rural Route 1, Box 750 DeSoto, Ill. 62954 618-867-2356 |
| JoDaviess Elizabeth | Montgomery Trucking 0850155009 (opened 7-24-97) | Montgomery Trucking 929 Fulton St. Galena, Ill. 61036 815-777-0672 | Montgomery Trucking 929 Fulton St. Galena, Ill. 61036 815-777-0672 |
| Kane Elburn | Speedway Disposal & Recycling 0898030004 | New Horizons Ltd. Box 461 Geneva, Ill. 60134 630-232-4377 | Speedway Disposal & Recycling Box 461 Geneva, Ill. 60134 630-232-7070 |
| Kankakee Momence | Apollo Disposal Service Transfer Station (new) 0910650003 (opened July 1997) | Apollo Disposal Service Inc. 701 Pine St. Momence, Ill. 60954 815-472-3332 | Apollo Disposal Service Inc. 701 Pine St. Momence, Ill. 60954 815-472-3332 |
| Kankakee Bradley | United Disposal of Bradley Transfer Station 0910200013 (opened 1-19-95) | United Disposal of Bradley Inc. 1000 E. Liberty Bradley, Ill. 60915 815-933-0081 | United Disposal of Bradley Inc. 1000 E. Liberty Bradley, Ill. 60915 815-933-0081 |

Appendix F: Solid Waste Transfer Station Owners and Operators

| County Municipality | Facility Identification No. | Owner | Operator |
|----------------------------|---|---|---|
| Lake Forest Lake Forest | Lake Forest Transfer Facility (new) 0970805082 (opened 1-28-98) | City of Lake Forest 220 E. Deer Path Lake Forest, Ill. 60845 847-615-4218 | DK Recycling Systems Inc. 21 N. Skokie Highway Lake Bluff, Ill. 60044 847-234-5499 |
| Lake Bluff Lake Bluff | Land Restoration Products Transfer Station 0970750013 (opened 8-15-95) | MBL Development 1031 Ashley Road Lake Forest, Ill. 60045 847-634-9561 | DK Recycling Systems Inc. 21 N. Skokie Highway, Suite 106 Lake Bluff, Ill. 60044 847-234-5499 |
| LaSalle Mendota | Mendota Solid Waste Transfer Station 0990550013 | City of Mendota 607 Eighth Avenue Mendota, Ill. 61342 815-539-7459 | Waste Management of Illinois Inc. 2 Westbrook Corporate Center, Suite 1000 Westchester, Ill. 60154 708-409-0700 |
| Logan Lincoln | Area Disposal Transfer Station 1078160001 | Peoria Disposal Co. 4700 N. Sterling Ave. Peoria, Ill. 61612 309-688-0760 | Area Disposal 3 Country Club Lincoln, Ill. 62656 217-735-5881 |
| Madison Bethalto | Bethalto Waste Transfer Facility 1190150006 | Village of Bethalto, Public Works 213 N. Prairie Bethalto, Ill. 62010 618-377-8013 | Village of Bethalto, Public Works 213 N. Prairie Bethalto, Ill. 62010 618-377-8013 |
| Madison Granite City | Granite City Landscape Transfer (New) 1190405136 (opened 2-18-97) | Granite City 2000 Edison Granite City, Ill. 62040 618-452-6214 | Granite City Street Department 2301 Adams St. Granite City, Ill. 62040 618-452-6222 |
| Madison Granite City | Nameoki Township Transfer Station 1198130023 | Nameoki Township 4250 Highway 162 Granite City, Ill. 62040 618-931-1230 | Lee Adams 4250 Highway 162 Granite City, Ill. 62040 618-931-1230 |
| McLean Bloomington | American Disposal Services of Bloomington Transfer Stn. 1138040002 | American Disposal Services of Ill. Inc. 745 McClintock Drive, Suite 230 Burr Ridge, Ill. 60521 630-655-1105 | American Disposal Services of Ill. Inc. Rural Route #3, Box 145 Bloomington, Ill. 61704 309-828-4214 |
| McLean Bloomington | Bloomington Bulk Transfer Station (new) 1130200073 (opened 1-13-97) | City of Bloomington, Public Services 109 E. Olive St., Box 3157 Bloomington, Ill. 61701 309-823-4220 | City of Bloomington, Public Services 109 E. Olive St. Bloomington, Ill. 61701 309-823-4220 |
| Peoria Chillicothe | Wigand Recycling & Transfer Facility (new) 1430205031 (opened 3-13-98) | Wigand Disposal Co. 4700 N. Sterling Ave. Peoria, Ill. 61612-9071 309-688-0760 | Wigand Disposal Co. 4700 N. Sterling Ave. Peoria, Ill. 61612-9071 309-688-0760 |
| Piatt Monticello | Monticello Transfer Station 1478040003 | City of Monticello 210 N. Hamilton, Box 437 Monticello, Ill. 61856 217-762-2583 | City of Monticello 210 N. Hamilton, Box 437 Monticello, Ill. 61856 217-762-2583 |
| Randolph Sparta | Randolph County Transfer Station 1570600020 | Continental Waste Industries of Ill. Inc. Rural Route 1, Box 750 DeSoto, Ill. 62924 618-867-2356 | Republic Industries Inc. 450 E. Las Olas Blvd. Ft. Lauderdale, Fla. 33301 954-713-5200 |
| Sangamon Springfield | Waste Management/ Springfield Transfer Station 1671200127 | Waste Management of Illinois Inc. 2 Westbrook Corporate Center, Suite 1000 Westchester, Ill. 60154 708-409-0700 | Waste Management of Illinois Inc. 2 Westbrook Corporate Center, Suite 1000 Westchester, Ill. 60154 708-409-0700 |

Appendix F: Solid Waste Transfer Station Owners and Operators

| County Municipality | Facility Identification No. | Owner | Operator |
|------------------------------|--|---|---|
| Shelby Shelbyville | Shelbyville Disposal Service Transfer Station 1738170003 | Shelbyville Disposal Service Inc. West Route 16, Box 143 Shelbyville, Ill. 62565 217-774-5625 | Shelbyville Disposal Service Inc. West Route 16, Box 143 Shelbyville, Ill. 62565 217-774-5625 |
| Warren Monmouth | Monmouth Municipal Transfer Station 1878080001 | City of Monmouth 112 N. Main St. Monmouth, Ill. 61462 309-734-2141 | City of Monmouth 112 N. Main St. Monmouth, Ill. 61462 309-734-2141 |
| Whiteside Morrison | Whiteside County Landfill #2 Transfer Station 1958140003 (closed Aug. 1996) | Whiteside County 18819 Lincoln Road Morrison, Ill. 61270 815-772-7308 | Waste Management of Illinois Inc. 18525 Lincoln Road Morrison, Ill. 61270 815-772-7308 |
| Will Rockdale | Banner-Western Transfer & Recycling Center 1970850012 | Waste Management of Illinois Inc. 2 Westbrook Corporate Center, Suite 1000 Westchester, Ill. 60154 708-409-0700 | Waste Management of Illinois Inc. 2100 Moen Ave. Rockdale, Ill. 60434 815-725-4200 |
| Will Joliet | CDT Transfer Material Recovery Facility 1970450096 (opened 4-30-96) | CDT Transfer Material Recovery Facility 2851 Mound Road Joliet, Ill. 60436 815-741-0736 | CDT Transfer Material Recovery Facility 2851 Mound Road Joliet, Ill. 60436 815-741-0736 |
| Will Joliet | Citiwaste Transfer Station 1978093002 | Citiwaste Inc. 808 S. Joliet St. Joliet, Ill. 60434 815-723-3200 | Citiwaste Inc. 808 S. Joliet St. Joliet, Ill. 60434 815-723-3200 |
| Will Bolingbrook | E.C. Rizzi & Assoc. 1974155082 (opened 8-19-97) | Joan Tameling 7500 S. Madison St. Willowbrook, Ill. 60521 630-323-7171 | E.C. Rizzi & Assoc. Inc. 31W310 Schoger Drive Naperville, Ill. 60564 630-898-3333 |
| Will Wilmington | TCD Services Transfer Station 1971100003 (inactive in 1997-98) | Waste Management of Illinois Inc. 2 Westbrook Corporate Center, Suite 1000 Westchester, Ill. 60154 708-409-0700 | Waste Management of Illinois Inc. 2 Westbrook Corporate Center, Suite 1000 Westchester, Ill. 60154 708-409-0700 |
| Williamson Herrin | Herrin Solid Waste Transfer Station 1990400014 | City of Herrin 300 N. Park Ave. Herrin, Ill. 62948 618-942-6166 | Southern Illinois Transfer Stations Inc. 1400 S. Main St. Harrisburg, Ill. 62946 618-942-2279 |
| Williamson Marion | Marion Transfer Station 1998560011 | City of Marion 100 Tower Square Plaza Marion, Ill. 62959 618-997-2592 | Continental Waste Industries of Ill. Inc. Rural Route 1, Box 750 DeSoto, Ill. 62954 618-867-2356 |
| Winnebago Roscoe | Waste Management/ Rockford Transfer Station 2010400008 | Waste Management of Wisconsin Inc. West 124 North, 8925 Boundary Road Menomonee Falls, WI 53051 414-251-4000 | Waste Management of Wisconsin Inc. 13125 N. 2nd St. Roscoe, Ill. 61073 815-389-6180 |

**Solid Waste
Transfer Stations
Ranked by
Wastes Received**

1997

Appendix G: Solid Waste Transfer Stations Ranked by Wastes Received: 1997

| | Municipality | County | Tons | Tons Per Day | Rank | Remarks | Page |
|---|------------------|------------|---------|-----------------|------|---------|-------|
| Waste Mgt.-Metro/Stickney Trans. Stn. | Stickney | Cook | 412,098 | 1,760 | 1 | | R2.73 |
| Shred-All Recycling Systems Trans. Stn. | Chicago | Cook | 350,000 | 1,346 | 2 | | R2.65 |
| Groot Industries/Chicago Trans. Stn. | Chicago | Cook | 339,300 | 1,305 | 3 | | R2.49 |
| 34th Street Material Trans. Stn. Facility | Chicago | Cook | 324,265 | 1,290 | 4 | | R2.69 |
| Waste Mgt.-Metro/Chicago Trans. Stn. | Chicago | Cook | 313,347 | 1,275 | 5 | | R2.72 |
| D & D Disposal Service Trans. Stn. | Chicago | Cook | 313,200 | 1,205 | 6 | | R2.44 |
| Northwest Mat'l. Recov. & Recyc. Facility | Chicago | Cook | 308,782 | 1,225 | 7 | | R2.60 |
| Wheeling Township Trans. Stn. | Glenview | Cook | 286,000 | 1,000 | 8 | | R2.77 |
| National Recovery Trans. Stn. | Chicago | Cook | 268,746 | 959 | 9 | | R2.58 |
| Waste Mgt.-Northwest/Wheeling TS | Wheeling | Cook | 261,000 | 1,004 | 10 | | R2.74 |
| CID Material Recov. & Recyc. Facility | Chicago | Cook | 242,648 | 940 | 11 | | R2.41 |
| Medill Material Recov. & Recyc. Facility | Chicago | Cook | 241,723 | 960 | 12 | | R2.56 |
| Groen Waste Trans. Stn. | Blue Island | Cook | 235,060 | 919 | 13 | | R2.48 |
| BFI Wst. Stms. of North America Inc. | Chicago | Cook | 200,000 | 769 | 14 | | R2.37 |
| USA Waste Serv./Chicago Trans. Stn. | Chicago | Cook | 195,750 | 753 | 15 | | R2.71 |
| BFI - Evanston Trans. Stn. | Evanston | Cook | 195,000 | 650 | 16 | | R2.34 |
| BFI - Northbrook Trans. Stn. | Northbrook | Cook | 191,000 | 350 | 17 | | R2.36 |
| Waste Mgt./Springfield Trans. Stn. | Springfield | Sangamon | 182,093 | 700 | 18 | | R5.13 |
| Suburban Transfer Station | Crestwood | Cook | 134,112 | 479 | 19 | | R2.67 |
| Groot Industries/McCook Trans. Stn. | McCook | Cook | 127,039 | 407 | 20 | | R2.50 |
| Arc Disposal Co. Trans. Stn. | Mt. Prospect | Cook | 123,975 | 477 | 21 | | R2.31 |
| Chicago Disposal Trans. Stn. | Chicago | Cook | 117,000 | 450 | 22 | | R2.40 |
| American Disp. Serv. of Bloomington TS | Bloomington | McLean | 107,198 | 412 | 23 | | R4.16 |
| Homewood Scavenger Service TS | East Hazel Crest | Cook | 104,400 | 402 | 24 | | R2.51 |
| National/Speelman Trans. Stn. | Chicago | Cook | 104,400 | 402 | 24 | | R2.59 |
| Star Disposal Service Trans. Stn. | Park Forest | Cook | 91,350 | 351 | 25 | | R2.66 |
| Waste Mgt./S. Suburbs/Recycle America | Alsip | Cook | 91,350 | 351 | 25 | | R2.75 |
| Mr. K's Garden & Mat'l. Center TS | Park Ridge | Cook | 85,800 | 330 | 26 | | R2.57 |
| Frank F. Kucera Co. Trans. Stn. | Cicero | Cook | 78,300 | 300 | 27 | | R2.52 |
| CDT Transfer Material Recovery Facility | Joliet | Will | 75,226 | 289 | 28 | | R2.39 |
| Great Lakes Disposal Trans. Stn. | Blue Island | Cook | 65,250 | 251 | 29 | | R2.47 |
| Speedway Disposal & Recycling | Elburn | Kane | 56,000 | 215 | 30 | | R2.65 |
| Waste Management/Rockford TS | Roscoe | Winnebago | 55,572 | 218 | 31 | | R1.22 |
| Herrin Solid Waste Trans. Stn. | Herrin | Williamson | 54,810 | 211 | 32 | | R7.10 |
| Banner-Western Trans. & Recyc. Center | Rockdale | Will | 52,200 | 201 | 33 | | R2.32 |
| City Transfer Systems | Chicago | Cook | 52,200 | 201 | 33 | | R2.43 |
| D & L Disposal Trans. Stn. | Greenville | Bond | 46,800 | 180 | 34 | | R6.14 |
| Citiwaste Trans. Stn. | Joliet | Will | 31,200 | 120 | 35 | | R2.42 |
| Randolph County Trans. Stn. | Sparta | Randolph | 29,982 | 98 | 36 | | R6.17 |
| Ravenswood Disposal Service TS | Chicago | Cook | 26,000 | 100 | 37 | | R2.61 |
| American Wood Recycling Trans. Stn. | Hoffman Estates | Cook | 23,000 | 92 | 38 | | R2.29 |
| Mt. Vernon Trans. Stn. | Mt. Vernon | Jefferson | 22,212 | 72 | 39 | | R7.12 |
| MDI Environmental Stms. Trans. Stn. | Lanark | Carroll | 21,000 | 81 | 40 | | R1.17 |
| DuPage Yard Waste Trans. Stn. | West Chicago | DuPage | 20,000 | 100 | 14 | | R2.45 |

Appendix G: Solid Waste Transfer Stations Ranked by Wastes Received: 1997

| | Municipality | County | Tons | Tons Per Day | Rank | Remarks | Page |
|---|--------------|------------|------------------|-----------------|------|-----------------|-------|
| Apollo Disposal Service Trans. Stn. | Momence | Kankakee | 18,200 | 70 | 42 | New July 1997 | R2.30 |
| United Disposal of Bradley Trans. Stn. | Bradley | Kankakee | 16,965 | 65 | 43 | | R2.70 |
| Princeton Solid Waste Trans. Stn. | Princeton | Bureau | 13,000 | 50 | 44 | | R1.20 |
| Paris Trans. Stn. | Paris | Edgar | 11,745 | 45 | 45 | | R4.19 |
| Marion Trans. Stn. | Marion | Williamson | 10,923 | 36 | 46 | | R7.11 |
| Kewanee Solid Waste Trans. Stn. | Kewanee | Henry | 7,900 | 32 | 47 | | R3.18 |
| Monmouth Municipal Trans. Stn. | Monmouth | Warren | 7,800 | 30 | 48 | | R3.19 |
| Waste Trans. & Mat'l. Recovery Facility | Champaign | Champaign | 7,800 | 30 | 48 | | R4.21 |
| Land Restoration Products Trans. Stn. | Lake Bluff | Lake | 7,000 | 128 | 49 | | R2.54 |
| U-Dump-It Trans. Stn. | Pana | Christian | 6,264 | 24 | 50 | | R5.12 |
| Shelbyville Disposal Service TS | Shelbyville | Shelby | 4,605 | 15 | 51 | | R4.20 |
| Best Lawns Trans. Stn. | Streamwood | Cook | 2,030 | N/A | 52 | | R2.33 |
| Area Disposal Trans. Stn. | Lincoln | Logan | 2,000 | 8 | 53 | | R5.11 |
| Monticello Trans. Stn. | Monticello | Piatt | 1,320 | N/A | 54 | | R4.18 |
| Savanna Solid Waste Trans. Stn. | Savanna | Carroll | 1,084 | 7 | 55 | | R1.21 |
| Bethalto Waste Transfer Facility | Bethalto | Madison | N/A | N/A | | | R6.13 |
| Bloomington Bulk Transfer Station | Bloomington | McLean | N/A | N/A | | New 1-13-97 | R4.17 |
| E.C. Rizzi & Assoc. | Bolingbrook | Will | N/A | N/A | | New 9-19-97 | R2.46 |
| Granite City Landscape Transfer | Granite City | Madison | N/A | N/A | | New 2-18-97 | R6.15 |
| Liberty Waste/McCook Transfer Station | McCook | Cook | N/A | N/A | | New 8-1-97 | R2.55 |
| Mendota Solid Waste Transfer Station | Mendota | LaSalle | N/A | N/A | | | R1.18 |
| Montgomery Trucking | Elizabeth | JoDaviess | N/A | N/A | | New 7-24-97 | R1.19 |
| Nameoki Township Transfer Station | Granite City | Madison | N/A | N/A | | | R6.16 |
| Riverdale Recycling | Riverdale | Cook | N/A | N/A | | New 12-19-97 | R2-62 |
| West Cook Transfer Station | Forest View | Cook | N/A | N/A | | New Summer 1997 | R2.76 |
| Totals | | | 6,775,024 | | | | |
| Average | | | 98,189 | | | | |

N/A Did not respond to the voluntary survey sent by the Agency, but probably accepted some waste during 1997.

**Landscape Waste
Compost Facility
Owners and Operators
Alphabetic by Facility**

Appendix H: Landscape Waste Compost Facility Owners and Operators

| | Municipality | Owner | Operator | Status | Page |
|--------------------------------------|---------------|---------------------------------------|---------------------------------------|--------|------|
| BFI Modern Landfill | Belleville | BFI Modern Landfill Inc. | BFI Modern Landfill Inc. | A | R6.5 |
| Brickyard Disposal & Recycling | Danville | Brickyard Disposal & Recycling Inc. | City of Danville | A | R4.4 |
| Cahokia Road Compost Facility | Roxana | Laidlaw Waste Systems Inc. | Laidlaw Waste Systems Inc. | A | R6.5 |
| CDT Landfill Corp. | Joliet | CDT Landfill Corp. | CDT Landfill Corp. | A | R2.4 |
| Centralia Landscape & Waste Recyc. | Centralia | City of Centralia, Public Works | City of Centralia, Public Works | A | R6.5 |
| Chicago Botanic Garden | Glencoe | Cook County Forest Preserve Dist. | Chicago Botanic Garden | A | R2.4 |
| Coles County Landfill | Charleston | Allied Waste Industries Inc. | Allied Waste Industries Inc. | A | R4.4 |
| Crystal Lake Composting | Crystal Lake | City of Crystal Lake, Public Works | City of Crystal Lake, Public Works | A | R2.4 |
| D & L Landfill | Greenville | D & L Landfill Inc. | D & L Landfill Inc. | IA | R6.5 |
| DeKalb County Landfill | DeKalb | Waste Management of Illinois Inc. | Waste Management of Illinois Inc. | A | R1.5 |
| Dirksen Parkway Compost Facility | Springfield | Secretary of State, Physical Services | Secretary of State, Physical Services | A | R5.4 |
| Dixon/GROP Landfill #2 | Dixon | City of Dixon | Allied Waste Industries of Illinois | A | R1.5 |
| DK-Lake Bluff | Lake Bluff | DK Recycling Systems Inc. | DK Recycling Systems Inc. | A | R2.4 |
| Elgin Compost Facility | Elgin | City of Elgin | City of Elgin | A | R2.4 |
| Envirotech | Morris | Envirotech Inc. | Envirotech Inc. | A | R2.4 |
| Freeport Municipal Landfill #4 | Freeport | City of Freeport | City of Freeport | A | R1.5 |
| Hazel Crest Composting | Hazel Crest | Village of Hazel Crest | Village of Hazel Crest | A | R2.4 |
| James Park Leaf Compost | Evanston | City of Evanston | City of Evanston | A | R2.4 |
| Knox County Landfill Compost Site | Wataga | Knox County Landfill Dept. | Knox County Landfill Dept. | A | R3.5 |
| Lake Bluff Municipal #2 Compost Fac. | Lake Bluff | Village of Lake Bluff | DK Recycling Systems Inc. | A | R2.4 |
| Lake Forest Recyc. & Compost Center | Lake Forest | City of Lake Forest | DK Recycling Systems Inc. | A | R2.4 |
| Land & Lakes #1 & #2 Landfill | Chicago | MCM Land Co. | Land & Lakes #1 & #2 | A | R2.4 |
| Land & Lakes/Wheeling | Deerfield | Prairie Recreational Developments | Prairie Recreational Developments | A | R2.4 |
| Land & Lakes/Willow Ranch | Romeoville | Land & Lakes/Willow Ranch | NBD Trust Co. of Illinois | A | R2.4 |
| Landscape Recycling Center | Urbana | City of Urbana, Public Works | Landscape Recycling Center | A | R4.4 |
| LDK Compost | North Chicago | MBL Development | DK Recycling Systems Inc. | A | R2.4 |
| Macon County Composting Facility | Decatur | Macon County Composting Facility | Barding & Spawr | A | R4.4 |
| Macon County Landfill | Decatur | Macon County Landfill Corp. | Macon County Landfill Corp. | A | R4.4 |
| Meadowview Yard Waste Conversion | Grayslake | Waste Management of Illinois Inc. | Waste Management of Illinois Inc. | C | R2.4 |
| Milam RDF | Madison | Waste Management of Illinois Inc. | Waste Management of Illinois Inc. | A | R6.5 |
| Monmouth Municipal | Monmouth | City of Monmouth | City of Monmouth | A | R3.5 |
| Mt. Carmel, City of | Mt. Carmel | City of Mt. Carmel | City of Mt. Carmel | A | R7.4 |
| Nashville Municipal | Nashville | City of Nashville | City of Nashville | A | R6.5 |
| New Earth | Cartersville | New Earth | New Earth | A | R7.4 |
| Pekin Composting Facility | Pekin | Pekin Composting Facility | City of Pekin | A | R3.5 |
| Peoria City/Co. LF #1 Compost Site | Brimfield | City & County of Peoria | Waste Management of Illinois Inc. | A | R3.5 |
| Peru Municipal Landfill #2 | Peru | City of Peru | City of Peru | A | R1.5 |
| Quad Cities Landfill | Milan | BFI Wst. Stms. of North America Inc. | BFI Wst. Stms. of North America Inc. | C | R3.5 |
| Quincy Compost Facility | Quincy | Quincy Compost Facility | Quincy Compost Facility | A | R5.4 |
| Red Bud Composting Facility | Red Bud | City of Red Bud, City Superintendent | Red Bud Composting Facility | A | R6.5 |
| Rockford Composting Facility | Rockford | City of Rockford | Laidlaw Waste Systems | A | R1.5 |
| Salem Municipal Landfill #2 | Salem | City of Salem, Public Works | City of Salem, Public Works | A | R6.5 |
| Sangamon One | Springfield | City of Springfield | City of Springfield | A | R5.4 |
| Scotts Composting | Bristol | Scotts/Hydroponex | O.M. Scott & Sons Co. | A | R2.4 |
| South Chain of Rocks RDF-Phase 2 | Madison | Waste Management of Illinois Inc. | Waste Management of Illinois Inc. | A | R6.5 |
| South Meridian Composting | Rockford | North Rockford Investment | Meridian Compost Corporation | A | R1.5 |

Appendix H: Landscape Waste Compost Facility Owners and Operators

| | Municipality | Owner | Operator | Status | Page |
|--------------------------------------|---------------------|--------------------------------------|--------------------------------------|---------------|-------------|
| Spoon Ridge Landfill | Fairview | BFI Wst. Stms. of North America Inc. | BFI Wst. Stms. of North America Inc. | IA | R3.5 |
| Starlight Drive-in | Kankakee | City of Kankakee | City of Kankakee | N | R2.4 |
| States Land Improve. LSW Processing | Ottawa | States Land Improvement Corp. | States Land Improvement Corp. | A | R1.5 |
| Thelen Sand & Gravel | Antioch | Thelen Sand & Gravel | Thelen Sand & Gravel | A | R2.4 |
| Upper Rock Island County Landfill | East Moline | Upper Rock Island County Landfill | Upper Rock Island County Landfill | A | R3.5 |
| Willow Ranch Composting Facility | Bolingbrook | Land & Lakes Co. | Willow Ranch Composting Facility | A | R2.4 |
| Winnetka Municipal | Winnetka | Village of Winnetka | DK Recycling Systems Inc. | A | R2.4 |
| Woodstock Yard Waste Collection Site | Woodstock | City of Woodstock | City of Woodstock | A | R2.4 |

Status: A = Active C = Closed IA = Inactive N = New (Opened in 1998)
 N/A = Did not report; permit has not expired

**Landscape Waste
Compost Facility
Owners and Operators
Alphabetic by County**

Appendix I: Landscape Waste Compost Facility Owners and Operators

| County Municipality | Facility Identification No. | Owner | Operator |
|----------------------------|---|--|--|
| Adams Quincy | Quincy Compost Facility 0010650038 | Quincy Compost Facility 730 Maine St., Suite 215 Quincy, Ill. 62301 | Quincy Compost Facility 200 E. Lock & Dam Road Quincy, Ill. 62301 |
| Bond Greenville | D & L Landfill 0050050007 (inactive 1996-97) | D & L Landfill Inc. Rural Route 3, Box 58 Greenville, Ill. 62246 | D & L Landfill Inc. Rural Route 3, Box 58 Greenville, Ill. 62246 |
| Champaign Urbana | Landscape Recycling Center 0191050019 | City of Urbana, Public Works 706 S. Glover Urbana, Ill. 61801 | Landscape Recycling Center 1210 E. University Urbana, Ill. 61801 |
| Coles Charleston | Coles County Landfill 0298050007 | Allied Waste Industries Inc. West Route 316, Box 137 Charleston, Ill. 61920 217-345-7414 | Allied Waste Industries Inc. West Route 316, Box 137 Charleston, Ill. 61920 217-345-7414 |
| Cook Glencoe | Chicago Botanic Garden 0310990003 | Cook County Forest Preserve Dist. 500 Rawlings Rolling Meadows, Ill. 60008 | Chicago Botanic Garden Box 400 Glencoe, Ill. 60022 |
| Cook Hazel Crest | Hazel Crest Composting 0311170002 | Village of Hazel Crest 3000 W. 170th Place Hazel Crest 60429 | Village of Hazel Crest 3000 W. 170th Place Hazel Crest 60429 |
| Cook Evanston | James Park Leaf Compost 0310810013 | City of Evanston 2100 Ridge Ave. Evanston, Ill. 60201 | City of Evanston 2100 Ridge Ave. Evanston, Ill. 60201 |
| Cook Chicago | Land & Lakes #1 & #2 Landfill 0316000005 | MCM Land Co. 123 N. Northwest Highway Park Ridge, Ill. 60068 847-825-5000 | Land & Lakes #1 & #2 Box 778 Park Ridge, Ill. 60068 847-825-5000 |
| Cook Winnetka | Winnetka Municipal 0313330001 | Village of Winnetka 510 Green Bay Road Winnetka, Ill. 60093 847-501-6000 | DK Recycling Systems Inc. 21 N. Skokie Highway Lake Bluff, Ill. 60044 847-234-5499 |
| DeKalb DeKalb | DeKalb County Landfill 0378020001 | Waste Management of Illinois Inc. 2 Westbrook Corporate Center, Ste. 1000 Westchester, Ill. 60154 708-409-0700 | Waste Management of Illinois Inc. 2 Westbrook Corporate Center, Ste. 1000 Westchester, Ill. 60154 708-409-0700 |
| Fulton Fairview | Spoon Ridge Landfill 0578080002 (inactive 1996-97) | BFI Wst. Stms. of North America Inc. Highway 97 North, Box 110 Fairview, Ill. 61432 309-778-2787 | BFI Wst. Stms. of North America Inc. Highway 97 North, Box 110 Fairview, Ill. 61432 309-778-2787 |
| Grundy Morris | Environtech 0638140002 | Environtech Inc. 1800 N. Ashley Road Morris, Ill. 60450 815-942-1800 | Environtech Inc. 1800 N. Ashley Road Morris, Ill. 60450 815-942-1800 |
| Kane Elgin | Elgin Compost Facility 0894380047 | City of Elgin 150 Dexter Court Elgin, Ill. 60120 | City of Elgin 150 Dexter Court Elgin, Ill. 60120 |

Appendix I: Landscape Waste Compost Facility Owners and Operators

| County Municipality | Facility Identification No. | Owner | Operator |
|------------------------------|---|--|--|
| Kankakee Kankakee | Starlight Drive-in 0918045001 (new) | City of Kankakee 401 West Oak St. Kankakee, Ill. 60901 815-933-8472 | City of Kankakee 401 W. Oak St. Kankakee, Ill. 60901 815-933-8472 |
| Kendall Bristol | Scotts Composting 0938010005 | Scotts/Hydroponex 23580 Bluff Road Channahon, Ill. 60410 | O.M. Scott & Sons Co. 14310 Scottslawn Road Maryville, OH 43041 800-521-7473 |
| Knox Wataga | Knox County Landfill Compost Site 0950600001 | Knox County Landfill Dept. 519 McClure St. Galesburg, Ill. 61401 309-341-0901 | Knox County Landfill Dept. 519 McClure St. Galesburg, Ill. 61401 309-375-6795 |
| Lake Lake Bluff | DK-Lake Bluff 0970750012 | DK Recycling Systems Inc. 664 Rockland Road Lake Bluff, Ill. 60044 | DK Recycling Systems Inc. 21 N. Skokie Highway Lake Bluff, Ill. 60044 847-234-5499 |
| Lake Lake Bluff | Lake Bluff Municipal #2 Compost Facility 0970750002 | Village of Lake Bluff 40 E. Center Ave. Lake Bluff, Ill. 60044 | DK Recycling Systems Inc. 21 N. Skokie Highway, Lake Bluff, Ill. 60044 847-234-5499 |
| Lake Lake Forest | Lake Forest Recycling & Compost Center 0970800005 | City of Lake Forest 220 E. Deer Path Lake Forest, Ill. 60845 708-234-3537 | DK Recycling Systems Inc. 21 N. Skokie Highway Lake Bluff, Ill. 60044 847-234-5499 |
| Lake Deerfield | Land & Lakes/Wheeling 0978120004 | Prairie Recreational Developments Box 778 Park Ridge, Ill. 60068 847-825-5000 | Prairie Recreational Developments Box 778 Park Ridge, Ill. 60068 847-825-5000 |
| Lake North Chicago | LDK Compost 0971250014 | MBL Development 200 Industrial Dr. Lincolnshire, Ill. 60069 | DK Recycling Systems Inc. 21 N. Skokie Highway Lake Bluff, Ill. 60044 847-234-5499 |
| Lake Grayslake | Meadowview Yard Waste Conversion 0970250008 (closed 3-20-98) | Waste Management of Illinois Inc. 2 Westbrook Corporate Center, Ste. 1000 Westchester, Ill. 60154 708-409-0700 | Waste Management of Illinois Inc. 2 Westbrook Corporate Center, Ste. 1000 Westchester, Ill. 60154 708-409-0700 |
| LaSalle Peru | Peru Municipal Landfill #2 0990850002 | City of Peru 706 Putnam St. Peru, Ill. 61354 815-223-2962 | City of Peru 706 Putnam St. Peru, Ill. 61354 815-223-2962 |
| LaSalle Ottawa | States Land Improvement LSW Processing 0990800040 | States Land Improvement Corp. Box 520 Ottawa, Ill. 61350-0520 815-434-1808 | States Land Improvement Corp. Box 520 Ottawa, Ill. 61350-0520 815-434-1808 |
| Lee Dixon | Dixon/GROP Landfill #2 1038010002 | City of Dixon 121 W. Second St. Dixon, Ill. 61021 815-288-1485 | Allied Waste Industries of Illinois Inc. 1279 N. Bataan Road Dixon, Ill. 60121 815-288-4607 |

Appendix I: Landscape Waste Compost Facility Owners and Operators

| County Municipality | Facility Identification No. | Owner | Operator |
|-----------------------------------|--|--|---|
| Macon Decatur | Macon County Composting Facility 1150150066 | Macon County Composting Facility Bearsdale Road, Boling Springs Decatur, Ill. 62526 | Barding & Spawr 965 S. Wyckles Road Decatur, Ill. 62522 |
| Macon Decatur | Macon County Landfill 1158040008 | Macon County Landfill Corp. Rural Route 8, Box 115-Hill Road Decatur, Ill. 62522 217-963-2976 | Macon County Landfill Corp. Rural Route 8, Box 115-Hill Road Decatur, Ill. 62522 217-963-2976 |
| Madison Roxana | Cahokia Road Compost Facility 1190250011 | Laidlaw Waste Systems Inc. 500 Cahokia Road, Box 97 Roxana, Ill. 62084 618-656-6912 | Laidlaw Waste Systems Inc. 500 Cahokia Road, Box 97 Roxana, Ill. 62084 618-656-6912 |
| Madison Madison | South Chain of Rocks RDF-Phase 2 1198010002 | Waste Management of Illinois Inc. 2 Westbrook Corporate Center, Ste. 1000 Westchester, Ill. 60154 708-409-0700 | Waste Management of Illinois Inc. 3399 W. Chain of Rocks Road Granite City, Ill. 62040 618-797-0405 |
| Marion Centralia | Centralia Landscape & Waste Recycling 1218020012 | City of Centralia, Public Works 222 S. Poplar St. Centralia, Ill. 62801 | City of Centralia, Public Works 222 S. Poplar St. Centralia, Ill. 62801 |
| Marion Salem | Salem Municipal Landfill #2 1218130007 | City of Salem, Public Works 101 S. Broadway Salem, Ill. 62881 | City of Salem, Public Works 101 S. Broadway Salem, Ill. 62881 |
| McHenry Crystal Lake | Crystal Lake Composting 1110150034 | City of Crystal Lake, Public Works Box 597 Crystal Lake, Ill. 60014 | City of Crystal Lake, Public Works 100 W. Municipal Complex Crystal Lake, Ill. 60014 |
| McHenry Antioch | Thelen Sand & Gravel 1114200001 | Thelen Sand & Gravel 28955 Route 173-B Antioch, Ill. 60002 | Thelen Sand & Gravel 28955 Route 173-B Antioch, Ill. 60002 |
| McHenry Woodstock | Woodstock Yard Waste Collection Site 1110950010 | City of Woodstock 121 W. Calhoun, Box 190 Woodstock, Ill. 60098 | City of Woodstock 121 W. Calhoun, Box 190 Woodstock, Ill. 60098 |
| Peoria Brimfield | Peoria City/County Landfill #1 Compost Site 1438165005 | City of Peoria/County of Peoria/Joint Solid Waste Disposal Facility Board 419 Fulton St. Peoria, Ill. 61612 309-494-8800 | Waste Management of Illinois Inc. 11501 W. Cottonwood Road Brimfield, Ill. 61517 |
| Randolph Red Bud | Red Bud Composting Facility 1570450002 | City of Red Bud, City Superintendent 525 Power St. Red Bud, Ill. 62278 | Red Bud Composting Facility 525 Power St. Red Bud, Ill. 62278 |
| Rock Island Milan | Quad Cities Landfill 1610400007 | BFI Wst. Stms. of North America Inc. 13606 Knoxville Road Milan, Ill. 61264 309-787-2303 | BFI Wst. Stms. of North America Inc. 13606 Knoxville Road Milan, Ill. 61264 309-787-2303 |
| Rock Island East Moline | Upper Rock Island County Landfill 1618100014 | Upper Rock Island County Landfill 17201 20th Ave. North East Moline, Ill. 61244 309-496-2396 | Upper Rock Island County Landfill 17201 20th Ave. North East Moline, Ill. 61244 309-496-2396 |

Appendix I: Landscape Waste Compost Facility Owners and Operators

| County Municipality | Facility Identification No. | Owner | Operator |
|----------------------|--|--|--|
| Sangamon Springfield | Dirksen Parkway Compost Facility 1671200110 | Secretary of State, Physical Services Room 189, Howlett Building Springfield, Ill. 62756 | Secretary of State, Physical Services 2901 S. Dirksen Parkway Springfield, Ill. 62702 |
| Sangamon Springfield | Sangamon One 1671200134 | City of Springfield Room 100, Municipal Building Springfield, Ill. 62701 | City of Springfield Room 100, Municipal Building Springfield, Ill. 62701 |
| St. Clair Belleville | BFI Modern Landfill 1630100022 | BFI Modern Landfill Inc. 11500 Bowling Green Drive St. Louis, MO 63146 | BFI Modern Landfill Inc. 3521 Centreville Ave. Belleville, Ill. 62223 |
| St. Clair Madison | Milam RDF 1630450001 | Waste Management of Illinois Inc. 2 Westbrook Corporate Center, Ste. 1000 Westchester, Ill. 60154 708-409-0700 | Waste Management of Illinois Inc. 601 Madison Road East St. Louis, Ill. 62201 618-271-6788 |
| Stephenson Freeport | Freeport Municipal Landfill #4 1770200015 | City of Freeport 230 W. Stephenson St. Freeport, Ill. 61032 815-235-8204 | City of Freeport 230 W. Stephenson St. Freeport, Ill. 61032 815-235-8204 |
| Tazewell Pekin | Pekin Composting Facility 1790600019 | Pekin Composting Facility 14379 Illinois Route 29 Pekin, Ill. 61554 | City of Pekin 400 Margaret St. Pekin, Ill. 61554 |
| Vermilion Danville | Brickyard Disposal & Recycling 1838040029 | Brickyard Disposal & Recycling Inc. 601 E. Brickyard Road, Box 985 Danville, Ill. 61834-3242 | City of Danville 17 W. Main Danville, Ill. 61832 |
| Wabash Mt. Carmel | Mt. Carmel, City of 1850200017 | City of Mt. Carmel 219 Market St. Mt. Carmel, Ill. 62863 | City of Mt. Carmel 220 S. Stadium Road Mt. Carmel, Ill. 62863 |
| Warren Monmouth | Monmouth Municipal 1878080001 | City of Monmouth 112 N. Main St. Monmouth, Ill. 61462 | City of Monmouth 112 N. Main St. Monmouth, Ill. 61462 |
| Washington Nashville | Nashville Municipal 1890300009 | City of Nashville 116 E. Court Nashville, Ill. 62263 | City of Nashville 116 E. Court Nashville, Ill. 62263 |
| White Norris City | A & M Composting 1930350001 (closed 10-26-95) | A & M Composting Route 2, Box 321 Norris City, Ill. 62861 | A & M Composting Route 2, Box 508 Omaha, Ill. 62871 |
| Will Joliet | CDT Landfill Corp. 1978170005 | CDT Landfill Corp. 2851 Mound Road, Box 74 Manhattan, Ill. 60442 815-741-0736 | CDT Landfill Corp. 2851 Mound Road, Box 74 Manhattan, Ill. 60442 815-741-0736 |
| Will Romeoville | Land & Lakes/Willow Ranch 1978030003 | Land & Lakes/Willow Ranch 123 N. Northwest Highway Park Ridge, Ill. 60068 | NBD Trust Co. of Illinois 1 S. Northwest Highway Park Ridge, Ill. 60068 |
| Will Bolingbrook | Willow Ranch Composting Facility 1970100001 | Land & Lakes Co. 123 N. Northwest Highway Park Ridge, Ill. 60068 | Willow Ranch Composting Facility RR 5 Bluff Road at Joliet Road Bolingbrook, Ill. 60439 |

Appendix I: Landscape Waste Compost Facility Owners and Operators

| County Municipality | Facility Identification No. | Owner | Operator |
|----------------------------------|---|--|--|
| Williamson Carterville | New Earth 1998520006 | New Earth Route 3, Box 6A Carterville, Ill. 62918 | New Earth Route 3, Box 6A Carterville 62918 |
| Winnebago Rockford | Rockford Composting Facility 2010301128 | City of Rockford 425 E. State St. Rockford, Ill. 61104 | Laidlaw Waste Systems 4002 S. Main St. Rockford, Ill. 61102 |
| Winnebago Rockford | South Meridian Composting 2010300109 | North Rockford Investment Box 1171 Rockford, Ill. 61105 | Meridian Compost Corporation 1800 S. Meridian Road Rockford, Ill. 61102 |

**Landscape Waste
Compost Facilities
Ranked by
Wastes Received**

1997

Appendix J: Landscape Waste Compost Facilities Ranked by Wastes Received: 1997

| | Municipality | County | Tons/Year | Rank | Remarks | Page |
|---|---------------|-------------|-----------|------|---------|------|
| Thelen Sand & Gravel | Antioch | McHenry | 43,507 | 1 | | R2.4 |
| BFI Modern Landfill | Belleville | St. Clair | 41,165 | 2 | | R6.5 |
| Land & Lakes/Wheeling | Deerfield | Lake | 34,649 | 3 | | R2.4 |
| Rockford Composting Facility | Rockford | Winnebago | 23,645 | 4 | | R1.5 |
| Scotts Composting | Bristol | Kendall | 18,862 | 5 | | R2.4 |
| CDT Landfill Corp. | Joliet | Will | 15,591 | 6 | | R2.4 |
| Milam RDF | Madison | St. Clair | 14,763 | 7 | | R6.5 |
| DeKalb County Landfill | DeKalb | DeKalb | 14,127 | 8 | | R1.5 |
| LDK Compost | North Chicago | Lake | 10,672 | 9 | | R2.4 |
| Landscape Recycling Center | Urbana | Champaign | 8,329 | 10 | | R4.4 |
| Peoria City/County Landfill #1 Compost Site | Brimfield | Peoria | 8,317 | 11 | | R3.5 |
| Willow Ranch Composting Facility | Bolingbrook | Will | 7,874 | 12 | | R2.4 |
| South Chain of Rocks RDF-Phase 2 | Madison | Madison | 7,533 | 13 | | R6.5 |
| Cahokia Road Compost Facility | Roxana | Madison | 5,402 | 14 | | R6.5 |
| Land & Lakes/Willow Ranch | Romeoville | Will | 5,249 | 15 | | R2.4 |
| South Meridian Composting | Rockford | Winnebago | 4,901 | 16 | | R1.5 |
| Macon County Landfill | Decatur | Macon | 4,151 | 17 | | R4.4 |
| Hazel Crest Composting | Hazel Crest | Cook | 4,109 | 18 | | R2.4 |
| Upper Rock Island County Landfill | East Moline | Rock Island | 3,841 | 19 | | R3.5 |
| Winnetka Municipal | Winnetka | Cook | 3,782 | 20 | | R2.4 |
| Sangamon One | Springfield | Sangamon | 3,750 | 21 | | R5.4 |
| Lake Forest Recycling & Compost Center | Lake Forest | Lake | 3,548 | 22 | | R2.4 |
| Crystal Lake Composting | Crystal Lake | McHenry | 3,191 | 23 | | R2.4 |
| Monmouth Municipal | Monmouth | Warren | 3,013 | 24 | | R3.5 |
| Freeport Municipal Landfill #4 | Freeport | Stephenson | 2,695 | 25 | | R1.5 |
| Elgin Compost Facility | Elgin | Kane | 2,599 | 26 | | R2.4 |
| Pekin Composting Facility | Pekin | Tazewell | 2,480 | 27 | | R3.5 |
| Quincy Compost Facility | Quincy | Adams | 2,445 | 28 | | R5.4 |
| Brickyard Disposal & Recycling | Danville | Vermilion | 2,302 | 29 | | R4.4 |
| Knox County Landfill Compost Site | Wataga | Knox | 1,933 | 30 | | R3.5 |
| Chicago Botanic Garden | Glencoe | Cook | 1,711 | 31 | | R2.4 |
| DK-Lake Bluff | Lake Bluff | Lake | 1,596 | 32 | | R2.4 |
| Coles County Landfill | Charleston | Coles | 1,357 | 33 | | R4.4 |
| James Park Leaf Compost | Evanston | Cook | 1,186 | 34 | | R2.4 |
| Macon County Composting Facility | Decatur | Macon | 1,170 | 35 | | R4.4 |
| New Earth | Cartersville | Williamson | 1,114 | 36 | | R7.4 |
| Lake Bluff Municipal #2 Compost Facility | Lake Bluff | Lake | 958 | 37 | | R2.4 |
| Peru Municipal Landfill #2 | Peru | LaSalle | 933 | 38 | | R1.5 |
| Dixon/GROP Landfill #2 | Dixon | Lee | 910 | 39 | | R1.5 |
| Mt. Carmel, City of | Mt. Carmel | Wabash | 910 | 39 | | R7.4 |
| States Land Improvement LSW Processing | Ottawa | LaSalle | 785 | 40 | | R1.5 |
| Nashville Municipal | Nashville | Washington | 759 | 41 | | R6.5 |
| Land & Lakes #1 & #2 Landfill | Chicago | Cook | 732 | 42 | | R2.4 |
| Salem Municipal Landfill #2 | Salem | Marion | 251 | 43 | | R6.5 |

Appendix J: Landscape Waste Compost Facilities Ranked by Wastes Received: 1997

| | Municipality | County | Tons/Year | Rank | Remarks | Page |
|---------------------------------------|--------------|-------------|-----------|------|------------------|------|
| Red Bud Composting Facility | Red Bud | Randolph | 201 | 44 | | R6.5 |
| Quad Cities Landfill | Milan | Rock Island | 120 | 45 | Closed 4-1-97 | R3.5 |
| Centralia Landscape & Waste Recycling | Centralia | Marion | 61 | 46 | | R6.5 |
| Dirksen Parkway Compost Facility | Springfield | Sangamon | 11 | 47 | | R5.4 |
| Environtech | Morris | Grundy | 6 | 48 | | R2.4 |
| D & L Landfill | Greenville | Bond | N/A | | Inactive 1996-97 | R6.5 |
| Meadowview Yard Waste Conversion | Grayslake | Lake | N/A | | Closed 3-20-98 | R2.4 |
| Spoon Ridge Landfill | Fairview | Fulton | N/A | | Inactive 1996-97 | R3.5 |
| Starlight Drive-in | Kankakee | Kankakee | N/A | | New 3-18-98 | R2.4 |
| Woodstock Yard Waste Collection Site | Woodstock | McHenry | N/A | | | R2.4 |

N/A Did not report waste accepted, permit has not expired.

**Contact List for
Solid Waste Planning
and Recycling
Alphabetic by County**

Appendix K: Contact List For Solid Waste Planning and Recycling

| County | Organization | Contact | Phone |
|------------|---|---------------------------|--------------------------|
| Adams | Adams County Health Department | Mr. Leonard Schnellbecker | 217/222-8440 Ext. 132 |
| Alexander | Alexander County Commissioners | Mr. Joseph Thurston | 618/734-2208 |
| Bond | Bond County Health Department | Ms. Merri Cross | 618/664-1442 |
| Boone | Boone County Government | Mr. Kenneth Terrinoni | 815/547-4770 |
| Brown | Two Rivers Regional Council of Public Officials | Dr. Martin King | 217/224-8171 Ext. 308 |
| Bureau | Bureau County | Mr. Robert E. May | 815/875-2077 |
| Calhoun | Calhoun County | Mr. Lester Sontag | 618/576-2589 |
| Carroll | JoDavieess/Carroll Solid Waste Agency | Mr. Paul Hartman | 815/273-7260 |
| Cass | Two Rivers Regional Council of Public Officials | Dr. Martin King | 217/224-8171 Ext. 308 |
| Champaign | Champaign County Administrator's Office | Ms. Deb Busey | 217/384-3776 |
| Christian | Christian County Solid Waste Management Department | Mr. Joe Stepping | 217/287-2334 |
| Clark | Coles County Regional Planning & Devel. Commission | Mr. Jeff Lahr | 217/348-0521 |
| Clay | Clay County Health Department | Mr. Bill Bruce | 618/662-4406 |
| Clinton | Clinton County Health Department | Mr. Mike McMillan | 618/594-2723 |
| Coles | Coles County Regional Planning & Devel. Commission | Mr. Jeff Lahr | 217/348-0521 |
| Cook | Cook County Department of Environmental Control | Mr. Myron Kulas | 708/865-6165 |
| | Chicago Department of Environment | Mr. Brian Loll | 312/744-5721 |
| | Solid Waste Agency of Northern Cook County | Ms. Ann Tennes | 847/296-9205 |
| | South Suburban Mayors & Managers Association | Ms. Karen Hoffschmidt | 708/206-1155 |
| | West Cook County Solid Waste Agency | Mr. Allen Bonini | 708/450-0100 Ext. 241 |
| Crawford | Ambrav Valley Solid Waste Management Agency | Mr. Richard Ralston | 618/544-7045 |
| Cumberland | Coles County Regional Planning & Devel. Commission | Mr. Jeff Lahr | 217/348-0521 |
| DeKalb | DeKalb County Health Department | Mr. Peter Adrian | 815/748-2451 |
| DeWitt | DeWitt County State's Attorney's Office | Ms. Leslie Petraitis | 217/935-8391 |
| Douglas | Douglas County Board | Mr. Dale Bateman | 217/253-4254 |
| DuPage | DuPage County Solid Waste Department | Ms. Teresa Roberts | 630/682-7373 |
| Edgar | Coles County Regional Planning & Devel. Commission | Mr. Jeff Lahr | 217/348-0521 |
| Edwards | Edwards County | Ms. Becky Alka | 618/445-2818 |
| Effingham | Effingham County Health Department | Ms. Marlena Meyer | 217/342-9237 |
| Fayette | Fayette County Health Department | Mr. David Hall | 618/283-1044 |
| Ford | Ford County Board | Mr. Bob Lindgren | 217/386-2442 |
| Franklin | Franklin County | Mr. Keith Ward | 618/439-4038 or 625-5208 |
| Fulton | Fulton County Health Dept. | Ms. Rita Wilkinson | 309/647-1134 Ext. 246 |
| Gallatin | Egyptian Public & Mental Health Department | Mr. Danny January | 618/273-3326 |
| Greene | Greene-Macoupin Extension Unit | Mr. Rick Keim | 217/942-6996 |
| Grundy | Grundy County Office of Solid Waste Management | Solid Waste Coordinator | 815/941-3214 |
| Hamilton | Hamilton County Board | Mr. Robert Brockett | 618/643-2721 |
| Hancock | Hancock County Solid Waste Commission | Mr. Steve Lowman | 217/256-3157 |
| Hardin | Hardin County | Ms. Sue McMaster | 618/289-4807 |
| Henderson | Henderson County Solid Waste Department | Mr. John Carrier | 309/867-2780 |
| Henry | Henry County Orbital Recycling Program | Mr. Steve Magerkurth | 309/944-8881 |
| Iroquois | Iroquois County Administrative Center | Mr. Brian Martell | 815/683-2905 |
| Jackson | Jackson County Health Department | Mr. Bart Hagston | 618/684-3143 Ext. 136 |
| Jasper | Jasper County Highway Department | Mr. Richard Patterson | 618/783-2915 |
| Jefferson | Greater Egypt Regional Planning & Devel. Commission | Mr. Ike Kirkikis | 618/549-3306 |
| Jersey | Jersey County | Mr. Alley Ringhausen | 618/498-5571 Ext. 146 |
| JoDavieess | JoDavieess/Carroll County Solid Waste Agency | Mr. Paul Hartman | 815/273-2251 |
| Johnson | Johnson County Commissioners | Mr. Max Ray | 618/658-9691 |
| Kane | Kane County Dept. of Environmental Management | Mr. Gary Mielke | 630/208-3841 |
| Kankakee | Kankakee County | Mr. Efraim Gil | 815/937-2940 |
| Kendall | Kendall County Health Department | Mr. Bret Hall | 630/553-4201 |
| Knox | Knox County Landfill Department | Mr. Larry Larson | 309/341-0901 |
| Lake | Solid Waste Agency of Lake County | Mr. Mark Loughmiller | 847/336-9340 Ext. 3 |

Appendix K: Contact List For Solid Waste Planning and Recycling

| County | Organization | Contact | Phone |
|-------------|--|------------------------|--------------------------|
| LaSalle | LaSalle Co. Dept. of Environmental Services & Land Use | Mr. Michael E. Harsted | 815/434-8666 |
| Lawrence | Lawrence County Clerk | Ms. Teri Linton | 618/943-2346 |
| Lee | Lee County | Mr. Walter Willis | 815/284-1164 |
| Livingston | Livingston County Zoning Department | Mr. Chuck Schopp | 815/844-7741 |
| Logan | Logan County Joint Solid Waste Agency | Mr. Kenneth Schwab | 217/732-9636 |
| Macon | Macon County Solid Waste Management Department | Ms. Sherri Ludlam | 217/425-4505 |
| Macoupin | Macoupin County Board | Mr. Richard Lounsbury | 217/854-3717 |
| Madison | Madison County Environmental Department | Ms. Denise McClearey | 618/692-6200 Ext. 4666 |
| Marion | Marion County Clerk | Mr. Cliff Neudecker | 618/548-3868 |
| Marshall | Three County Recycling Program | Ms. Cyndie Phillippe | 309/364-3133 |
| Mason | Two Rivers Regional Council of Public Officials | Dr. Martin King | 217/224-8171 Ext. 308 |
| Massac | Massac County Commissioners | Mr. James Modglin | 618/524-5213 |
| McDonough | Western Illinois Regional Council | Mr. Chad Braatz | 309/837-3941 |
| McHenry | McHenry Co. Department of Planning & Development | Mr. Frank Dobbs | 815/334-4576 Ext. 2040 |
| McLean | McLean County Planning Commission | Mr. Mark Dravillas | 309/888-5081 |
| Menard | Menard County Health Department | Mr. Keith Fisher | 217/632-3196 |
| Mercer | Western Illinois Regional Council | Mr. Chad Braatz | 309/837-3941 |
| Monroe | Monroe-Randolph Bi-County Health Department | Ms. Joan Bade | 618/939-3871 |
| Montgomery | Montgomery Co. Solid Waste Mgt. & Econ. Devel. Dept. | Mr. Don Gregg | 217/532-9577 |
| Morgan | Morgan County Commissioners | Mr. John Killam | 217/245-4619 |
| Moultrie | Coles County Regional Planning & Devel. Commission | Mr. Jeff Lahr | 217/348-0521 |
| Ogle | Ogle County Solid Waste Management Department | Mr. Steve Rypkema | 815/732-4020 |
| Peoria | Peoria County | Mr. John Dougherty | 309/672-6932 |
| Perry | Greater Egypt Regional Planning & Devel. Commission | Mr. Ike Kirkikis | 618/549-3306 |
| Piatt | Piatt County Board | Mr. Robert H. Scheffer | 217/762-7009 |
| Pike | Two Rivers Regional Council of Public Officials | Dr. Martin King | 217/224-8171 Ext. 308 |
| Pope | Pope County Commissioners | Mr. David Bramlet | 618/683-8101 |
| Pulaski | Pulaski County Clerk | Mr. Jerry P. Thurston | 618/748-9360 |
| Putnam | Three County Recycling Program | Ms. Cyndie Phillippe | 309/364-3133 |
| Randolph | Monroe-Randolph Bi-County Health Department | Mr. Tom Smith | 618/826-5007 Ext. 120 |
| Richland | Richland County Cooperative Extension Office | Mr. Paul Wirth | 618/395-2191 |
| Rock Island | Rock Island County Waste Management Agency | Mr. Mark Mehall | 309/788-8925 |
| Saline | Egyptian Public & Mental Health Department | Mr. Danny January | 618/273-3326 |
| Sangamon | Sangamon County Department of Public Health | Ms. Susan Bond | 217/535-3100 |
| Schuyler | Two Rivers Regional Council of Public Officials | Dr. Martin King | 217/224-8171 Ext. 308 |
| Scott | Two Rivers Regional Council of Public Officials | Dr. Martin King | 217/224-8171 Ext. 308 |
| Shelby | Coles County Regional Planning & Devel. Commission | Mr. Jeff Lahr | 217/348-0521 |
| St. Clair | St. Clair County Health Department | Ms. Bonnie Robinson | 618/233-7769 |
| Stark | Three County Recycling Program | Ms. Cyndie Phillippe | 309/364-3133 |
| Stephenson | Stephenson County Highway Department | Mr. Chris Isbell | 815/235-7497 |
| Tazewell | Tazewell County Health Department | Mr. Ray Corey | 309/925-5511 |
| Union | Union County Commissioners | Mr. Jim Watkins | 618/833-5711 or 833-8429 |
| Vermilion | Vermilion County Health Department | Ms. Lynn Wolgamot | 217/431-2662 Ext. 249 |
| Wabash | Wabash County Health Department | Mr. Mike Henry | 618/263-3873 |
| Warren | Western Illinois Regional Council | Mr. Chad Braatz | 309/837-3941 |
| Washington | Washington County Board | Mr. Larry Unberfehrt | 618/493-7346 |
| Wayne | Wayne County Waste Management Commission | Mr. Richard Vaughn | 618/842-4571 |
| White | Egyptian Public & Mental Health Department | Mr. Danny January | 618/273-3326 |
| Whiteside | Whiteside County Public Works Department | Mr. Ed Powers | 815/772-7869 |
| Will | Will County Waste Services Division | Mr. Dean Olson | 815/727-8834 |
| Williamson | Williamson County Board | Mr. Frank McDannel | 618/993-0162 |
| Winnebago | Winnebago County Administrator | Mr. Steve Chapman | 815/987-2590 or 987-3068 |
| Woodford | Woodford County Zoning Department | Mr. Robert Weers | 309/467-3023 |

**Adoption Dates
And Updates for
Solid Waste
Management Plans
Alphabetic by County**

Appendix L: Adoption Dates and Updates for Solid Waste Management Plans

| County | Organization | Original Plan | | Updated Plan | |
|------------|---|-----------------|-----------|--------------|----------|
| | | Adopted | Readopted | Completed | Due Date |
| Adams | Adams County Health Department | 1-13-93 | 8-10-93 | | 8-10-98 |
| Alexander | Alexander County Commissioners | 4-20-94 | 9-20-94 | | 9-20-99 |
| Bond | Bond County Health Department | 2-7-95 | 1-2-96 | | 1-2-01 |
| Boone | Boone County Government | 2-23-95 | | | 2-23-00 |
| Brown | Two Rivers Regional Council of Public Officials | 2-14-95 | 9-11-95 | | 9-11-00 |
| Bureau | Bureau County | 6-13-95 | | | 6-13-00 |
| Calhoun | Calhoun County | 6-6-96 | | | 6-6-01 |
| Carroll | JoDaviess-Carroll Solid Waste Agency | 2-16-95 | | | 2-16-00 |
| Cass | Two Rivers Regional Council of Public Officials | 2-27-95 | 9-11-95 | | 9-11-00 |
| Champaign | Champaign County Administrator's Office | 2-19-91 | | 11-19-96 | 11-19-01 |
| Christian | Christian County Solid Waste Management Department | 7-12-94 | 10-11-94 | | 10-11-99 |
| Clark | Coles County Regional Planning & Devel. Commission | 7-12-96 | | | 7-12-01 |
| Clay | Clay County Health Department | 7-9-96 | | | 7-9-01 |
| Clinton | Clinton County Health Department | 3-20-95 | 1-15-96 | | 1-15-01 |
| Coles | Coles County Regional Planning & Devel. Commission | 7-9-96 | | | 7-9-01 |
| Cook | Cook County Department of Environmental Control | 5-7-95 | | | 5-7-01 |
| | Chicago Department of Environment | 3-25-92 | | 12-1-97 | 12-1-02 |
| | Solid Waste Agency of Northern Cook County | 4-10-91 | | | NA |
| | South Suburban Mayors and Managers Association | 5-2-91 | | | NA |
| | West Cook County Solid Waste Agency | 6-18-92 | 9-17-92 | | NA |
| Crawford | Ambraw Valley Solid Waste Management Agency | 1-13-95 | 10-13-95 | | 10-13-00 |
| Cumberland | Coles County Regional Planning & Devel. Commission | 7-9-96 | | | 7-9-01 |
| DeKalb | DeKalb County Health Department | 4-15-95 | | | 4-15-00 |
| DeWitt | DeWitt County State's Attorney's Office | 1-12-95 | 9-14-95 | | 9-14-00 |
| Douglas | Douglas County Board | 1-17-95 | 9-20-95 | | 9-20-00 |
| DuPage | DuPage County Solid Waste Department | 2-26-91 | | 11-12-96 | 11-12-01 |
| Edgar | Coles County Regional Planning & Devel. Commission | 7-17-96 | | | 7-17-01 |
| Edwards | Edwards County | 6-3-96 | | | 6-3-01 |
| Effingham | Effingham County Health Department | 12-19-94 | | | 12-19-99 |
| Fayette | Fayette County Health Department | 12-13-94 | | | 12-13-99 |
| Ford | Ford County Board | 1-17-95 | 9-12-95 | | 9-12-00 |
| Franklin | Franklin County | 8-20-96 | | | 8-20-01 |
| Fulton | Fulton County Health Department | 7-9-96 | | | 7-9-01 |
| Gallatin | Egyptian Public & Mental Health Department | 7-13-95 | | | 7-13-00 |
| Greene | Greene-Macoupin Extension Unit | 6-12-96 | | | 6-12-01 |
| Grundy | Grundy County Office of Solid Waste Management | 11-10-92 | 6-15-93 | 6-9-98 | 6-9-03 |
| Hamilton | Hamilton County Board | No plan adopted | | | |
| Hancock | Hancock County Solid Waste Commission | 7-17-91 | | | 7-17-96 |
| Hardin | Hardin County | 4-20-94 | 9-6-94 | | 9-6-99 |
| Henderson | Henderson County Solid Waste Department | 9-13-94 | | | 9-13-99 |
| Henry | Henry County Orbital Recycling Program | 10-13-92 | | | 10-13-97 |
| Iroquois | Iroquois County Administrative Center | 12-10-91 | | 4-8-97 | 4-8-02 |
| Jackson | Jackson County Health Department | 8-14-96 | | | 8-14-01 |
| Jasper | Jasper County Highway Department | 12-14-94 | | | 12-14-99 |
| Jefferson | Greater Egypt Regional Planning & Devel. Commission | 8-12-96 | | | 8-12-01 |
| Jersey | Jersey County | 6-11-96 | | | 6-11-01 |
| JoDaviess | JoDaviess-Carroll Solid Waste Agency | 2-14-95 | | | 2-14-00 |
| Johnson | Johnson County Commissions | 4-20-94 | 9-9-94 | | 9-9-99 |
| Kane | Kane County Dept. of Environmental Management | 11-10-92 | | 3-10-98 | 3-10-03 |
| Kankakee | Kankakee County | 10-12-93 | 8-13-95 | | 8-13-00 |
| Kendall | Kendall County Health Department | 5-16-95 | | | 5-16-00 |
| Knox | Knox County Landfill Department | 6-19-96 | | | 6-19-01 |
| Lake | Solid Waste Agency of Lake County | 9-12-89 | 9-1-91 | 9-13-94 | 9-13-99 |

Appendix L: Adoption Dates and Updates for Solid Waste Management Plans

| County | Organization | Original Plan | | Updated Plan | |
|-------------|--|---------------|-----------|--------------|----------|
| | | Adopted | Readopted | Completed | Due Date |
| LaSalle | LaSalle County Dept. of Env. Services & Land Use | 11-7-91 | | | 10-20-96 |
| Lawrence | Lawrence County Clerk | 1-11-95 | 10-11-95 | | 10-11-00 |
| Lee | Lee County | 8-18-93 | 9-18-93 | 10-20-98 | 10-20-03 |
| Livingston | Livingston County Zoning Department | 11-8-94 | | | 11-8-99 |
| Logan | Logan County Joint Solid Waste Agency | 1-17-95 | 9-19-95 | | 9-19-00 |
| Macon | Macon County Solid Waste Management Department | 2-13-91 | | 4-11-96 | 4-11-01 |
| Macoupin | Macoupin County Board | 6-10-96 | | | 6-10-01 |
| Madison | Madison County Environmental Department | 6-20-90 | 4-29-91 | 4-29-96 | 4-29-01 |
| Marion | Marion County Clerk | 12-13-94 | | | 12-13-99 |
| Marshall | Three County Recycling Program | 6-8-95 | | | 6-8-00 |
| Mason | Two Rivers Regional Council of Public Officials | 2-14-95 | 10-10-95 | | 10-10-00 |
| Massac | Massac County Commissioners | 4-20-94 | 9-6-94 | | 9-6-99 |
| McDonough | Western Illinois Regional Council | 2-14-95 | | | 2-14-00 |
| McHenry | McHenry Co. Department of Planning and Development | 8-20-91 | | 11-21-97 | 11-21-02 |
| McLean | McLean County Planning Commission | 10-15-91 | 10-20-92 | 12-16-97 | 12-16-02 |
| Menard | Menard County Health Department | 2-28-95 | | | 2-28-00 |
| Mercer | Western Illinois Regional Council | 2-15-95 | | | 2-15-00 |
| Monroe | Monroe-Randolph Bi-County Health Department | 6-20-90 | 4-29-91 | 4-29-96 | 4-29-01 |
| Montgomery | Montgomery Co. Solid Waste Mgt. & Econ. Devel. Dept. | 6-11-96 | | | 6-11-01 |
| Morgan | Morgan County Commissioners | 2-14-95 | 9-25-95 | | 9-25-00 |
| Moultrie | Coles County Regional Planning & Devel. Commission | 7-9-96 | | | 7-9-01 |
| Ogle | Ogle County Solid Waste Management Department | 11-17-92 | 6-15-93 | 6-16-98 | 6-16-03 |
| Peoria | Peoria County | 5-13-91 | | 4-9-96 | 4-9-01 |
| Perry | Greater Egypt Regional Planning & Devel. Commission | 8-27-96 | | | 8-27-01 |
| Piatt | Piatt County Board | 1-17-95 | 9-19-95 | | 9-19-00 |
| Pike | Two Rivers Regional Council of Public Officials | 2-17-95 | 9-26-95 | | 9-26-00 |
| Pope | Pope County Commissioners | 4-20-94 | 9-6-94 | | 9-6-99 |
| Pulaski | Pulaski County Clerk | 4-20-94 | 9-6-94 | | 9-6-99 |
| Putnam | Three County Recycling Program | 6-12-95 | | | 6-12-00 |
| Randolph | Monroe-Randolph Bi-County Health Department | 2-27-95 | 1-16-96 | | 1-16-01 |
| Richland | Richland County Cooperative Extension Office | 1-10-95 | 10-10-95 | | 10-10-00 |
| Rock Island | Rock Island County Waste Management Agency | 2-20-91 | | 1-23-96 | 1-23-01 |
| Saline | Egyptian Public & Mental Health Department | 7-20-95 | | | 7-20-00 |
| Sangamon | Sangamon County Department of Public Health | 2-5-91 | 7-9-91 | 8-13-96 | 8-13-01 |
| Schuyler | Two Rivers Regional Council of Public Officials | 2-13-95 | 9-11-95 | | 9-11-00 |
| Scott | Two Rivers Regional Council of Public Officials | 2-6-95 | 9-18-95 | | 9-18-00 |
| Shelby | Coles County Regional Planning & Devel. Commission | 7-10-96 | | | 7-10-01 |
| Stark | Three County Recycling Program | 6-13-95 | | | 6-13-00 |
| St. Clair | St. Clair County Health Department | 6-20-90 | 4-29-91 | 4-29-96 | 4-29-01 |
| Stephenson | Stephenson County Highway Department | 11-9-94 | | | 11-9-99 |
| Tazewell | Tazewell County Health Department | 3-27-91 | 8-28-91 | 8-28-96 | 8-28-01 |
| Union | Union County Commissioners | 4-20-94 | 9-7-94 | | 9-7-99 |
| Vermilion | Vermilion County Health Department | 11-15-94 | | | 11-15-99 |
| Wabash | Wabash County Health Department | 6-3-96 | | | 6-3-01 |
| Warren | Western Illinois Regional Council | 3-6-95 | | | 3-6-00 |
| Washington | Washington County Board | 3-14-95 | 3-5-96 | | 3-5-01 |
| Wayne | Wayne County Waste Management Commission | 6-13-96 | | | 6-3-01 |
| White | Egyptian Public & Mental Health Department | 7-19-95 | | | 7-19-00 |
| Whiteside | Whiteside County Public Works Department | 9-18-91 | | 11-19-96 | 11-19-01 |
| Will | Will County Waste Services Division | 1-17-91 | | 1-17-96 | 1-17-01 |
| Williamson | Williamson County Board | 8-29-96 | | | 8-29-01 |
| Winnebago | Winnebago County Administrator | 2-28-91 | | 2-22-96 | 2-22-01 |
| Woodford | Woodford County Zoning Department | 7-12-94 | 11-14-95 | | 11-14-00 |

**Municipal Waste
Generation and Recycling
Alphabetic by County**

Appendix M: Municipal Waste Generation and Recycling

| County | County Seat | Pop. 7-1-97 | Waste Generated | | | Waste Recycled | | |
|------------------------------|---------------|-------------|-----------------|-----------|-----|----------------|-----------|---------|
| | | | Latest Data | Tons | PCD | Latest Data | Tons | Percent |
| Adams | Quincy | 67,851 | 1990 | 69,573 | 6 | 1997 | 18,274 | 26% |
| Alexander | Cairo | 10,029 | 1994 | 10,585 | 5.8 | 1994 | 463 | 4% |
| Bond | Greenville | 17,070 | 1990 | 6,577 | 2.4 | 1997 | 1,217 | 18.5% |
| Boone | Belvidere | 37,922 | 1991 | 23,248 | 4.2 | 1992 | 5,207 | 22% |
| Brown ¹ | Mt. Sterling | 6,345 | 1994 | 2,965 | 2.7 | 1994 | 90 | 3% |
| Bureau | Princeton | 35,606 | 1997 | 22,259 | 3.4 | 1997 | 4,277 | 19% |
| Calhoun | Hardin | 4,960 | 1996 | 2,879 | 3.2 | 1996 | 36 | 1% |
| Carroll ¹ | Mount Carroll | 16,941 | 1996 | 9,238 | 3 | 1997 | 1,840 | 20% |
| Cass ¹ | Virginia | 13,223 | 1993 | 7,245 | 3 | 1993 | 117 | 2% |
| Champaign | Urbana | 168,473 | 1995 | 194,569 | 6.3 | 1995 | 43,948 | 23% |
| Christian | Taylorville | 34,608 | 1997 | 24,648 | 3.9 | 1997 | 7,009 | 28% |
| Clark | Marshall | 17,572 | 1994 | 19,121 | 6.5 | 1992 | 1,544 | 8% |
| Clay | Louisville | 14,450 | 1994 | 12,778 | 4.7 | 1994 | 2,989 | 23% |
| Clinton | Carlyle | 35,367 | 1994 | 17,215 | 2.7 | 1997 | 3,184 | 18.5% |
| Coles | Charleston | 51,312 | 1994 | 68,300 | 7.2 | 1992 | 5,010 | 7% |
| Cook (subtotal) | Chicago | 5,076,786 | 1997 | 6,318,824 | 6.8 | 1997 | 1,761,986 | 28% |
| (Chicago) ^{1&2} | | 2,692,071 | 1996 | 3,720,819 | 8.2 | 1996 | 1,060,206 | 29% |
| (SSMMA) | | 537,215 | 1997 | 281,809 | 1.9 | 1997 | 59,313 | 21% |
| (SWANCC) | | 710,500 | 1997 | 1,033,440 | 8 | 1997 | 287,646 | 28% |
| (WCCSWA) ¹ | | 517,000 | 1995 | 603,856 | 6.4 | 1997 | 174,621 | 29% |
| (Cook) | | 620,000 | 1997 | 678,900 | 6 | 1997 | 180,200 | 27% |
| Crawford | Robinson | 21,070 | 1997 | 19,891 | 5.6 | 1997 | 2,387 | 12% |
| Cumberland | Toledo | 11,172 | 1994 | 12,860 | 6.4 | 1992 | 1,035 | 8% |
| DeKalb | Sycamore | 83,602 | 1997 | 86,392 | 5.7 | 1997 | 42,376 | 49% |
| DeWitt | Clinton | 16,781 | 1992 | 10,148 | 3.4 | 1992 | 742 | 7% |
| Douglas | Tuscola | 19,782 | 1996 | 12,964 | 3.6 | 1996 | 880 | 7% |
| DuPage | Wheaton | 870,378 | 1996 | 926,895 | 5.8 | 1996 | 238,214 | 26% |
| Edgar | Paris | 19,905 | 1994 | 22,339 | 6.2 | 1992 | 1,091 | 5% |
| Edwards | Albion | 7,028 | 1995 | 6,230 | 4.6 | 1995 | 1,242 | 20% |
| Effingham | Effingham | 33,280 | 1995 | 17,288 | 3 | 1995 | 4,925 | 29% |
| Fayette | Vandalia | 21,604 | 1994 | 19,657 | 5.1 | 1994 | 4,158 | 21% |
| Ford | Paxton | 14,049 | 1997 | 7,948 | 3.1 | 1997 | 468 | 6% |
| Franklin ¹ | Benton | 40,679 | 1997 | 34,108 | 4.2 | 1997 | 4,741 | 14% |
| Fulton | Lewistown | 38,405 | 1992 | 36,607 | 5.3 | 1992 | 1,358 | 4% |
| Gallatin | Shawneetown | 6,671 | 1997 | 3,712 | 3 | 1997 | 3 | 1% |
| Greene | Carrollton | 15,639 | 1996 | 11,572 | 4.1 | 1996 | 634 | 6% |
| Grundy ¹ | Morris | 36,253 | 1997 | 42,570 | 6.5 | 1997 | 13,462 | 32% |
| Hamilton | McLeansboro | 8,621 | N/A | N/A | N/A | N/A | N/A | N/A |
| Hancock | Carthage | 21,146 | 1988 | 15,602 | 4 | 1988 | 280 | 2% |
| Hardin | Elizabethtown | 4,964 | 1994 | 5,487 | 5.8 | 1994 | 226 | 4% |
| Henderson ^{1&2} | Oquawka | 8,637 | 1996 | 7,911 | 5.4 | 1997 | 802 | 10% |
| Henry ^{1&2} | Cambridge | 51,453 | 1996 | 33,000 | 3.5 | 1997 | 2,389 | 7% |
| Iroquois | Watseka | 31,400 | 1996 | 28,599 | 5 | 1997 | 3,669 | 13% |
| Jackson ^{1&2} | Murphysboro | 60,698 | 1997 | 55,640 | 5 | 1997 | 9,350 | 17% |
| Jasper | Newton | 10,559 | 1997 | 3,485 | 1.8 | 1997 | 223 | 6% |
| Jefferson | Mt. Vernon | 38,966 | 1995 | 41,465 | 5.8 | 1995 | 3,380 | 8% |
| Jersey | Jerseyville | 21,248 | 1996 | 19,355 | 5 | 1996 | 1,009 | 5% |
| JoDaviess ¹ | Galena | 21,678 | 1996 | 11,967 | 3 | 1997 | 1,395 | 12% |
| Johnson | Vienna | 13,074 | 1994 | 13,153 | 5.8 | 1994 | 484 | 4% |
| Kane ^{1&2} | Geneva | 380,801 | 1997 | 572,390 | 6.9 | 1997 | 227,226 | 40% |
| Kankakee | Kankakee | 101,984 | 1997 | 126,562 | 6.8 | 1997 | 20,255 | 16% |
| Kendall ¹ | Yorkville | 49,856 | 1997 | 49,284 | 5.7 | 1997 | 10,842 | 22% |
| Knox ^{1&2} | Galesburg | 55,559 | 1997 | 50,427 | 4.9 | 1997 | 6,992 | 14% |
| Lake | Waukegan | 594,799 | 1997 | 751,130 | 7.4 | 1997 | 263,209 | 35% |
| LaSalle | Ottawa | 109,543 | 1997 | 119,000 | 5.7 | 1997 | 30,387 | 28% |
| Lawrence | Lawrenceville | 15,622 | 1993 | 9,036 | 3.1 | 1993 | 32 | <1% |

Appendix M: Municipal Waste Generation and Recycling

| County | County Seat | Pop. 7-1-97 | Waste Generated | | | Waste Recycled | | |
|--------------------------|---------------|-------------------|-----------------|-------------------|------------|----------------|------------------|-------------------------|
| | | | Latest Data | Tons | PCD | Latest Data | Tons | Percent |
| Lee | Dixon | 35,777 | 1996 | 32,491 | 5 | 1996 | 8,029 | 25% |
| Livingston | Pontiac | 40,316 | 1992 | 45,616 | 6.4 | 1997 | 6,800 | 15% |
| Logan ^{1&2} | Lincoln | 31,317 | 1997 | 21,586 | 3.8 | 1997 | 2,123 | 10% |
| Macon | Decatur | 114,265 | 1991 | 123,790 | 5.7 | 1997 | 48,918 | 39.5% |
| Macoupin | Carlinville | 49,214 | 1993 | 18,307 | 2.1 | 1993 | 1,338 | 7% |
| Madison ¹ | Edwardsville | 258,641 | 1997 | 278,093 | 5.9 | 1997 | 82,422 | 30% |
| Marion | Salem | 42,035 | 1996 | 41,561 | 4.5 | 1996 | 5,282 | 15% |
| Marshall ¹ | Lacon | 12,858 | 1996 | 9,337 | 4 | 1997 | 628 | 7% |
| Mason ¹ | Havana | 16,885 | 1994 | 9,193 | 3 | 1994 | 242 | 3% |
| Massac | Metropolis | 15,420 | 1994 | 15,428 | 5.8 | 1994 | 642 | 4% |
| McDonough ¹ | Macomb | 34,086 | 1997 | 25,134 | 3.9 | 1997 | 4,934 | 19% |
| McHenry ¹ | Woodstock | 236,952 | 1996 | 245,485 | 5.8 | 1996 | 60,226 | 25% |
| McLean | Bloomington | 140,797 | 1996 | 192,269 | 7.6 | 1996 | 54,544 | 28% |
| Menard | Petersburg | 12,345 | 1992 | 6,485 | 3.2 | 1992 | 103 | 2% |
| Mercer ¹ | Aledo | 17,544 | 1997 | 5,124 | 1.6 | 1997 | 359 | 7% |
| Monroe | Waterloo | 25,931 | 1997 | 13,760 | 3.1 | 1997 | 1,213 | 9% |
| Montgomery | Hillsboro | 30,992 | 1996 | 17,436 | 3.1 | 1997 | 2,989 | 17% |
| Morgan | Jacksonville | 36,056 | 1996 | 28,252 | 4.3 | 1997 | 6,245 | 22% |
| Moultrie | Sullivan | 14,433 | 1994 | 16,526 | 6.4 | 1992 | 1,351 | 8% |
| Ogle | Oregon | 50,199 | 1996 | 38,478 | 4.2 | 1997 | 9,928 | 26% |
| Peoria ² | Peoria | 182,657 | 1996 | 233,036 | 6.9 | 1996 | 90,000 | 39% |
| Perry | Pinckneyville | 21,368 | 1995 | 16,430 | 4.2 | 1995 | 1,847 | 11% |
| Piatt | Monticello | 16,498 | 1992 | 8,595 | 3 | 1992 | 397 | 5% |
| Pike ¹ | Pittsfield | 17,287 | 1994 | 9,709 | 3.1 | 1994 | 293 | 3% |
| Pope | Golconda | 4,681 | 1994 | 6,826 | 5.8 | 1994 | 191 | 4% |
| Pulaski | Mound City | 7,209 | 1994 | 7,492 | 5.8 | 1994 | 328 | 4% |
| Putnam ¹ | Hennepin | 5,854 | 1996 | 4,070 | 3.9 | 1997 | 374 | 9% |
| Randolph | Chester | 34,082 | 1990 | 17,182 | 2.7 | 1990 | 536 | 3% |
| Richland | Olney | 16,843 | 1994 | 14,111 | 4.6 | 1995 | 850 | 6% |
| Rock Island | Rock Island | 148,277 | 1996 | 239,392 | 8.8 | 1997 | 69,679 | 29% |
| Saline | Harrisburg | 28,359 | 1997 | 15,632 | 3 | 1997 | 3,640 | 23% |
| Sangamon ¹ | Springfield | 191,597 | 1997 | 252,104 | 7.5 | 1997 | 72,947 | 29% |
| Schuyler ¹ | Rushville | 7,625 | 1994 | 4,217 | 3.1 | 1994 | 112 | 3% |
| Scott ¹ | Winchester | 5,591 | 1994 | 3,192 | 3.1 | 1993 | 85 | 3% |
| Shelby | Shelbyville | 22,593 | 1994 | 25,557 | 6.2 | 1992 | 2,159 | 9% |
| St. Clair | Belleville | 263,866 | 1996 | 143,431 | 3 | 1997 | 46,317 | 32% |
| Stark ¹ | Toulon | 6,344 | 1996 | 3,502 | 3 | 1997 | 95 | 3% |
| Stephenson | Freeport | 49,354 | 1995 | 39,000 | 4.5 | 1992 | 4,888 | 16% |
| Tazewell | Pekin | 128,521 | 1995 | 148,936 | 6.4 | 1997 | 33,000 | 22% |
| Union | Jonesboro | 18,037 | 1994 | 18,182 | 5.8 | 1994 | 766 | 4% |
| Vermilion | Danville | 85,097 | 1997 | 87,795 | 5.6 | 1997 | 12,327 | 14% |
| Wabash | Mt. Carroll | 12,731 | 1995 | 14,518 | 6.1 | 1995 | 2,955 | 20% |
| Warren ¹ | Monmouth | 18,777 | 1997 | 13,293 | 3.9 | 1997 | 6,048 | 45% |
| Washington | Nashville | 15,325 | 1990 | 6,944 | 2.5 | 1990 | 60 | 1% |
| Wayne | Fairfield | 17,011 | 1994 | 8,024 | 2.5 | 1994 | 260 | 3% |
| White | Carmi | 15,647 | 1997 | 9,454 | 3.3 | 1997 | 98 | 1% |
| Whiteside ² | Morrison | 68,073 | 1996 | 36,237 | 3.3 | 1996 | 12,670 | 26% |
| Will | Joliet | 444,469 | 1997 | 353,758 | 4.4 | 1997 | 61,964 | 17.5% |
| Williamson | Marion | 61,163 | 1995 | 47,595 | 4.4 | 1995 | 4,465 | 9% |
| Winnebago | Rockford | 266,653 | 1996 | 314,375 | 6.4 | 1997 | 72,620 | 23% |
| Woodford | Eureka | 34,776 | 1990 | 36,519 | 6.1 | 1990 | 3,051 | 8% |
| Totals | | 11,897,849 | | 13,318,157 | 6.2 | | 3,560,395 | 27% ³ |

¹ Has residential recycling ordinance (28).

² Has commercial recycling ordinance (9).

³ Statewide weighted average.

Printed by Authority of
The State of Illinois
Jan-99 29179 775